

**UNITED STATES  
SECURITIES AND EXCHANGE COMMISSION**  
Washington, D.C. 20549  
**FORM 10-K**

- (Mark One)
- ANNUAL REPORT PURSUANT TO SECTION 13 OR 15(d) OF THE SECURITIES EXCHANGE ACT OF 1934**  
For the fiscal year ended December 31, 2016  
or  
 **TRANSITION REPORT PURSUANT TO SECTION 13 OR 15(d) OF THE SECURITIES EXCHANGE ACT OF 1934**  
For the transition period from \_\_\_\_\_ to \_\_\_\_\_  
Commission file number: 001-37553

**REGENXBIO Inc.**

(Exact name of registrant as specified in its charter)

Delaware  
(State or other jurisdiction of  
incorporation or organization)  
9600 Blackwell Road, Suite 210  
Rockville, MD  
(Address of principal executive offices)

47-1851754  
(I.R.S. Employer  
Identification Number)  
20850  
(Zip Code)

(240) 552-8181

(Registrant's telephone number, including area code)

Securities registered pursuant to Section 12(b) of the Act:

Common Stock, \$0.0001 par value per share  
(Title of each class)

The NASDAQ Stock Market LLC  
(Name of each exchange on which registered)

Securities registered pursuant to Section 12(g) of the Act:

None

Indicate by check mark if the registrant is a well-known seasoned issuer, as defined in Rule 405 of the Securities Act. Yes  No

Indicate by check mark if the registrant is not required to file reports pursuant to Section 13 or Section 15(d) of the Act. Yes  No

Indicate by check mark whether the registrant (1) has filed all reports required to be filed by Section 13 or 15(d) of the Securities Exchange Act of 1934 during the preceding 12 months (or for such shorter period that the registrant was required to file such reports), and (2) has been subject to such filing requirements for the past 90 days. Yes  No

Indicate by check mark whether the registrant has submitted electronically and posted on its corporate Website, if any, every Interactive Data File required to be submitted and posted pursuant to Rule 405 of Regulation S-T (§ 232.405 of this chapter) during the preceding 12 months (or for such shorter period that the registrant was required to submit and post such files).  
Yes  No

Indicate by check mark if disclosure of delinquent filers pursuant to Item 405 of Regulation S-K (§ 229.405 of this chapter) is not contained herein, and will not be contained, to the best of registrant's knowledge, in definitive proxy or information statements incorporated by reference in Part III of this Form 10-K or any amendment to this Form 10-K.

Indicate by check mark whether the registrant is a large accelerated filer, an accelerated filer, a non-accelerated filer, or a smaller reporting company. See the definitions of "large accelerated filer," "accelerated filer" and "smaller reporting company" in Rule 12b-2 of the Exchange Act. (Check one):

Large accelerated filer	<input type="checkbox"/>	Accelerated filer	<input checked="" type="checkbox"/>
Non-accelerated filer	<input type="checkbox"/>	Smaller reporting company	<input type="checkbox"/>

(Do not check if a smaller reporting company)

Indicate by check mark whether the registrant is a shell company (as defined in Rule 12b-2 of the Act). Yes  No

As of June 30, 2016, the last business day of the registrant's most recently completed second fiscal quarter, the aggregate market value of the registrant's common stock held by non-affiliates was approximately \$169.9 million, based on the closing price of the registrant's common stock on The NASDAQ Global Select Market on June 30, 2016 of \$8.00 per share. For purposes of this disclosure, shares of common stock held by each executive officer, director and stockholder known by the registrant to be affiliated with such individuals based on public filings and other information known to the registrant have been excluded since such persons may be deemed affiliates. This determination of executive officer or affiliate status is not necessarily a conclusive determination for other purposes.

As of March 3, 2017, there were 26,513,335 shares of the registrant's Common Stock issued and outstanding.

**DOCUMENTS INCORPORATED BY REFERENCE**

Specified portions of the registrant's proxy statement with respect to the registrant's 2017 Annual Meeting of Stockholders, which is to be filed pursuant to Regulation 14A within 120 days after the end of the registrant's fiscal year ended December 31, 2016, are incorporated by reference into Part III of this Annual Report on Form 10-K.

## REGENXBIO INC.

## Form 10-K

## Table of Contents

	<u>Page</u>
	<b><u>Part I</u></b>
	<a href="#">Special Note Regarding Forward-Looking Statements</a> 1
	<a href="#">Industry and Market Data</a> 2
Item 1.	<a href="#">Business</a> 3
Item 1A.	<a href="#">Risk Factors</a> 39
Item 1B.	<a href="#">Unresolved Staff Comments</a> 80
Item 2.	<a href="#">Properties</a> 81
Item 3.	<a href="#">Legal Proceedings</a> 81
Item 4.	<a href="#">Mine Safety Disclosures</a> 81
	<b><u>Part II</u></b>
Item 5.	<a href="#">Market for Registrant’s Common Equity, Related Shareholder Matters and Issuer Purchases of Equity Securities</a> 82
Item 6.	<a href="#">Selected Financial Data</a> 84
Item 7.	<a href="#">Management’s Discussion and Analysis of Financial Condition and Results of Operations</a> 85
Item 7A.	<a href="#">Qualitative and Quantitative Disclosures about Market Risk</a> 99
Item 8.	<a href="#">Financial Statements and Supplementary Data</a> 99
Item 9.	<a href="#">Changes in and Disagreements with Accountants on Accounting and Financial Disclosure</a> 99
Item 9A.	<a href="#">Controls and Procedures</a> 99
Item 9B.	<a href="#">Other Information</a> 100
	<b><u>Part III</u></b>
Item 10.	<a href="#">Directors, Executive Officers and Corporate Governance</a> 101
Item 11.	<a href="#">Executive Compensation</a> 101
Item 12.	<a href="#">Security Ownership of Certain Beneficial Owners and Management and Related Stockholder Matters</a> 101
Item 13.	<a href="#">Certain Relationships and Related Transactions, and Director Independence</a> 101
Item 14.	<a href="#">Principal Accountant Fees and Services</a> 101
	<b><u>Part IV</u></b>
Item 15.	<a href="#">Exhibits and Financial Statements Schedules</a> 102
Item 16.	<a href="#">Form 10-K Summary</a> 102
	<a href="#">Signatures</a> 103
	<a href="#">Index to Financial Statements</a> 104
	<a href="#">Exhibit Index</a> 136

---

## PART I

### SPECIAL NOTE REGARDING FORWARD-LOOKING STATEMENTS

This Annual Report on Form 10-K contains “forward-looking statements” that involve substantial risks and uncertainties. All statements other than statements of historical facts contained in this Annual Report on Form 10-K, including statements regarding our future results of operations and financial position, strategy and plans, and our expectations for future operations, are forward-looking statements within the meaning of Section 27A of the Securities Act of 1933, as amended, and Section 21E of the Securities Exchange Act of 1934, as amended. The words “believe,” “may,” “will,” “estimate,” “continue,” “anticipate,” “design,” “intend,” “expect,” “could,” “plan,” “potential,” “predict,” “seek,” “should,” “would” or the negative version of these words and similar expressions are intended to identify forward-looking statements. We have based these forward-looking statements on our current expectations and projections about future events and trends that we believe may affect our financial condition, results of operations, strategy, short- and long-term business operations and objectives, and financial needs. These forward-looking statements are subject to a number of risks, uncertainties, assumptions and other important factors, including those described in the sections titled “Risk Factors” and “Management’s Discussion and Analysis of Financial Condition and Results of Operations” included in this Annual Report on Form 10-K. In light of these risks, uncertainties, assumptions and other factors, the forward-looking events and circumstances discussed in this Annual Report on Form 10-K may not occur, and actual results could differ materially and adversely from those anticipated or implied in the forward-looking statements. Given these uncertainties, you should not place undue reliance on these forward-looking statements.

Forward-looking statements include, but are not limited to, statements about:

- the timing of enrollment, commencement and completion of our clinical trials;
- the timing and success of preclinical studies and clinical trials conducted by us and our development partners;
- the ability to obtain and maintain regulatory approval of our product candidates, and the labeling for any approved products;
- the scope, progress, expansion and costs of developing and commercializing our product candidates;
- our ability to obtain and maintain intellectual property protection for our product candidates and technology;
- our anticipated growth strategies;
- our expectations regarding competition;
- the anticipated trends and challenges in our business and the market in which we operate;
- our ability to attract or retain key personnel;
- the size and growth of the potential markets for our product candidates and the ability to serve those markets;
- the rate and degree of market acceptance of any of our product candidates;
- our ability to establish and maintain development partnerships;
- our expectations regarding our expenses and revenue;
- our expectations regarding regulatory developments in the United States and foreign countries; and
- the use or sufficiency of our cash and cash equivalents and needs for additional financing.

Although we believe that the expectations reflected in the forward-looking statements are reasonable, we cannot guarantee future results, level of activity, performance or achievements. All of our development timelines could be subject to adjustment depending on recruitment rates, regulatory agency review, and other factors that could delay the initiation and completion of our clinical trials. Any forward-looking statement made by us in this Annual Report on Form 10-K speaks only as of the date of this report. Except as required by law, we disclaim any duty to update any of these forward-looking statements after the date such statements are made, or to update the reasons actual results could differ materially from those anticipated in these forward-looking statements, even if new information becomes available in the future.

We encourage you to read the discussion and analysis of our financial condition and our financial statements contained in this Annual Report on Form 10-K. We also encourage you to read Item 1A of Part I of this Annual Report on Form 10-K, entitled “Risk Factors,” which contains a more complete discussion of the risks and uncertainties associated with our business. In addition to the

risks described above and in Item 1A of Part I of this report, other unknown or unpredictable factors also could affect our results. There can be no assurance that the actual results or developments anticipated by us will be realized or, even if substantially realized, that they will have the expected consequences to, or effects on, us. Therefore, no assurance can be given that the outcomes stated in such forward-looking statements and estimates will be achieved.

As used in this Annual Report on Form 10-K, the terms “REGENXBIO,” “Registrant,” “we,” “us,” and “our” mean REGENXBIO Inc. unless the context indicates otherwise.

NAV® is our registered trademark and REGENXBIO Inc. and REGENXBIO are our trademarks. Any other trademarks appearing in this Annual Report on Form 10-K are the property of their respective holders.

## **INDUSTRY AND MARKET DATA**

We obtained the industry, market and competitive position data used throughout this Annual Report on Form 10-K from our own internal estimates and research, as well as from industry and general publications, in addition to research, surveys and studies conducted by third parties. Internal estimates are derived from publicly-available information released by industry analysts and third-party sources, our internal research and our industry experience, and are based on assumptions made by us based on such data and our knowledge of our industry and market, which we believe to be reasonable. In addition, while we believe the industry, market and competitive position data included in this Annual Report on Form 10-K is reliable and is based on reasonable assumptions, such data involves risks and uncertainties and are subject to change based on various factors, including those discussed in “Risk Factors.” These and other factors could cause results to differ materially from those expressed in the estimates made by the independent parties and by us.

## ITEM 1. BUSINESS

### Overview

We are a leading clinical-stage biotechnology company seeking to improve lives through the curative potential of gene therapy. Our gene therapy product candidates are designed to deliver genes to cells to address genetic defects or to enable cells in the body to produce therapeutic proteins or antibodies that are intended to impact disease. Through a single administration, our gene therapy product candidates are designed to provide long-lasting effects, potentially significantly altering the course of disease and delivering improved patient outcomes.

Our product candidate RGX-314 is for the treatment of wet age-related macular degeneration (wet AMD), a leading cause of total and partial vision loss in the U.S., Europe and Japan. Our investigational new drug application (IND) for RGX-314 for the treatment of wet AMD became active in February 2017 and we expect to begin enrollment in a Phase I clinical trial by mid-2017.

Our product candidate RGX-501 is for the treatment of homozygous familial hypercholesterolemia (HoFH), a severe genetic disease characterized by premature and aggressive plaque buildup, life threatening coronary artery disease and aortic valve disease due to abnormalities in the function or expression of the low-density lipoprotein receptor. We, together with trial sponsor the University of Pennsylvania (Penn), began enrollment in the Phase I/II clinical trial for RGX-501 in March 2017 and we expect to provide an interim trial update in late 2017.

We are also developing product candidates to address the neurological symptoms of two severe genetic lysosomal storage diseases, Mucopolysaccharidosis Type I (MPS I) and Mucopolysaccharidosis Type II (MPS II). MPS I is caused by defects in the  $\alpha$ -l-iduronidase (IDUA) gene and MPS II is caused by defects in the iduronate-2-sulfatase (IDS) gene, both of which encode for enzymes that are responsible for breakdown of cellular waste products. Deficiencies in these enzymes lead to a number of physical symptoms and patients with severe forms of these diseases also exhibit significant cognitive decline. We expect to file an IND for RGX-111, our product candidate for MPS I, in the first half of 2017 and expect to begin enrollment in a Phase I/II clinical trial in the second half of 2017. We expect to file an IND for RGX-121, our product candidate for MPS II, in mid-2017.

Our gene therapy product candidates deliver genes to cells using adeno-associated virus (AAV) vectors, which are non-replicating viral delivery vehicles that are not known to cause disease. Our product candidates all utilize viral vectors from our proprietary gene delivery platform, which we call our NAV Technology Platform. Our NAV Technology Platform consists of exclusive rights to AAV7, AAV8, AAV9, AAVrh10 and over 100 other novel AAV vectors (NAV Vectors). We currently have exclusive rights to over 100 patents and patent applications worldwide covering our NAV Vectors, including composition of matter claims for AAV7, AAV8, AAV9 and AAVrh10, as well as methods for their manufacture and therapeutic uses. We believe this patent portfolio forms a strong foundation for our current programs and with our ongoing research and development, we expect to continue to expand this robust patent portfolio.

The foundation of our NAV Technology Platform was discovered in an effort to identify next generation AAV vectors that could overcome the limitations of earlier generation AAV vectors (AAV1 through AAV6). We believe the key benefits of NAV Vectors over earlier generation AAV vectors include:

- higher gene expression;
- longer-term gene expression;
- broad and novel tissue selectivity;
- lower immune response; and
- improved manufacturability.

In addition to our internal product development efforts, we also selectively license our NAV Vectors to other leading biotechnology companies, who we refer to as NAV Technology Licensees. Our NAV Technology Platform has been widely adopted and as of December 31, 2016, nine NAV Technology Licensees were developing over 20 product candidates using our NAV Vectors.

Our internal and partnered product development program pipeline is shown below.

Internally developed product candidates				
Indication	Development Stage			Anticipated Milestones
	Research	Preclinical	Clinical	
<b>Retinal Diseases</b>				
Wet age-related macular degeneration (wet AMD)	RGX-314			Begin enrollment in Phase I trial mid-2017
<b>Metabolic Diseases</b>				
▲ Homozygous familial hypercholesterolemia (HoFH)	RGX-501			Interim trial update in late 2017
<b>Neurodegenerative Diseases</b>				
▲ ★ Mucopolysaccharidosis Type I (MPS I)	RGX-111			IND submission 1H 2017, begin enrollment in Phase I/II trial 2H 2017
▲ ★ Mucopolysaccharidosis Type II (MPS II)	RGX-121			IND submission mid-2017
▲ Orphan Drug Designation				
★ Rare Pediatric Disease Designation				

NAV Technology Licensee product candidates						
Target	Research		Preclinical		Clinical	
	Indication	NAV Licensee	Indication	NAV Licensee	Indication	NAV Licensee
Hematologic / liver	<i>Citrullinemia Type I</i>	Dimension	<i>Hemophilia A</i>	Shire	<i>Hemophilia B</i>	Dimension
	<i>PKU</i>	Dimension	<i>Hemophilia A</i>	Dimension / Bayer	<i>OTC Deficiency</i>	Dimension
	<i>Wilson Disease</i>	Dimension	<i>GSD1a</i>	Dimension	<i>Crigler-Najjar</i>	Audentes
					<i>A1AT Deficiency</i>	Adverum
Retina	<i>Achromatopsia</i>	Biogen				
	<i>Choroideremia</i>	Biogen				
CNS	<i>Undisclosed</i>	Voyager / Genzyme	<i>Undisclosed</i>	Voyager	<i>SMA</i>	AveXis
	<i>MPS IIIA</i>	Esteve			<i>MPS IIIA</i>	Lysogene
Muscle	<i>CPVT</i>	Audentes	<i>Pompe Disease</i>	Audentes		
	<i>Undisclosed</i>	Voyager / Genzyme	<i>XLMTM</i>	Audentes		
	<i>Friedreich's Ataxia</i>	Adverum				

Our partnered development pipeline benefits from the disease-specific expertise of our NAV Technology Licensees. Our partnering strategy provides us the flexibility to sublicense development of treatments designed to address significant unmet medical needs, while remaining focused on our core programs and therapeutic areas internally. We believe that the broad applicability of our NAV Technology Platform and any clinical successes of the treatments utilizing NAV Vectors will create new internal and partnered pipeline opportunities.

Our company was formed from a successful collaboration that began in February 2009 between FoxKiser LLP, Penn and gene therapy pioneer James Wilson, M.D., Ph.D. As our team has grown, we have continued to build on our scientific foundation, adding depth in gene therapy and biotechnology leadership. Our management team includes leaders who are experienced in building and operating innovative healthcare ventures and have expert knowledge in the development of AAV gene therapy. We believe the strength of our team coupled with the depth of knowledge of our scientific founder and advisors position us to succeed in developing and bringing to market, independently or with our development partners, unique, best-in-class gene therapy treatments for a range of severe diseases with significant unmet medical needs.

## Our Strategy

Our mission is to improve lives through the curative potential of gene therapy. We are seeking to develop, manufacture, commercialize and license product candidates across multiple therapeutic areas and target organs while continuing to expand our NAV Technology Platform. To achieve our mission, we are pursuing the following strategies:

- **Apply our proprietary, next generation AAV vector technology to develop *in vivo* gene therapies for patients.** We believe *in vivo* gene therapy is an ideal treatment paradigm for monogenic diseases with sub-optimal or non-existent therapies because of its potential to correct an underlying genetic defect, rather than just treating a patient's symptoms. In diseases not caused by a single gene defect, *in vivo* gene therapy has the potential to replace the need for frequent treatments by enabling the body to produce therapeutic proteins or antibodies consistently to impact the course of disease. We believe our NAV Technology Platform is proving to be a significant advancement over earlier AAV vectors in delivering these therapies. Based on data derived from third-party clinical studies and animal models using our NAV Vectors, we believe our NAV Technology Platform possesses unique, beneficial properties that are not seen in earlier generation AAVs. We believe that our NAV Technology Platform, which underpins our internal development programs and the programs of our NAV Technology Licensees, will enable us and our partners to develop best-in-class gene therapy candidates for a wide range of disease targets due to these unique properties.
- **Focus on rapidly advancing our internal lead proprietary development programs in retinal, metabolic and neurodegenerative diseases.** Both wet AMD and HoFH are diseases with high unmet clinical need and current treatments that are sub-optimal. An IND to support a Phase I clinical trial to evaluate the effect of RGX-314 for the treatment of wet AMD is active and we expect to begin enrollment in a Phase I clinical trial for RGX-314 by mid-2017. We began enrollment in a Phase I/II clinical trial for RGX-501 for the treatment of HoFH in March 2017 and we expect to provide an interim trial update in late 2017. We expect to file an IND for RGX-111 for the treatment of MPS I in the first half of 2017 and expect to initiate a Phase I/II clinical trial for RGX-111 in the second half of 2017. If we are successful in achieving proof-of-concept in the Phase I/II clinical trials for these diseases, we will pursue registration trials and commercialization of such product candidates. In addition, we plan to progress our product development program for our RGX-121 program for the treatment of MPS II toward clinical trials and expect to file an IND for this program in mid-2017.
- **Establish gene therapy franchises in our current core therapeutic areas of retinal, metabolic and neurodegenerative diseases.** After human proof-of-concept is achieved in a disease, we believe we will be able to apply what we have learned and use our NAV Technology Platform to more rapidly develop new product candidates for many similar diseases. Once an appropriate vector and route of administration for a particular disease type have been established, a new gene can be inserted into the appropriate vector and the established route of administration can be used for other similar diseases. To date, our strategy of focusing on retinal, metabolic and neurodegenerative diseases has been informed by significant animal, and in some cases human clinical, data that indicate specific NAV Vectors are particularly effective in the cells where these types of diseases manifest. Targeting tissues where diseases manifest is critical to impacting the course of diseases with our NAV gene therapy treatments (NAV Gene Therapy). This approach underpins our strategy for our neurodegenerative disease franchise, for example, where we expect to apply knowledge from IND-enabling studies of RGX-111 for MPS I to enable a potentially rapid follow-on IND filing for RGX-121, our MPS II program. We believe that this approach may also be applicable to metabolic and retinal diseases, as well as many other therapeutic areas, and will allow us to efficiently generate product candidates for diseases in and beyond our current areas of therapeutic focus.

- **Further grow the potential of our NAV Technology Platform through strategic in-licensing and sublicensing of new programs.** We also plan to grow the potential of our NAV Technology Platform through licensing. For example, we plan to pursue in-licensing for programs we deem to be the most promising research programs using our NAV Vectors. We intend to continue to selectively sublicense our NAV Technology Platform for specific vector and indication combinations to additional NAV Technology Licensees. Strategic sublicensing allows us to maintain our internal product development focus in our core disease indications and therapeutic areas while still expanding the NAV Gene Therapy pipeline, developing a greater breadth of treatments for patients, providing additional technological and potential clinical proof-of-concept for our NAV Technology Platform, and creating potential additional revenue.
- **Support the extension of the NAV Technology Platform in the expression of therapeutic proteins, antibodies and gene editing.** Our treatment for wet AMD involves the novel, one-time administration of our NAV AAV8 vector encoding a gene for a monoclonal antibody fragment, which has the potential to enable a patient's retinal cells to continuously produce therapeutic antibodies. Current standard of care for the treatment of wet AMD requires repetitive and inconvenient intraocular injections of marketed therapeutic proteins or antibodies, typically ranging from every four to eight weeks in frequency, to maintain efficacy. There are many diseases where existing standard of care involves frequent administration of marketed therapeutic proteins or antibodies and we believe there are other patient populations that would benefit from NAV-based treatments designed to enable different cells in the body of patients to produce therapeutic proteins or antibodies. In addition, it has been demonstrated by several researchers that our NAV Technology Platform can be efficiently adapted to deliver different genome editing components to address the specific treatment needs of many disease targets. We may aim to invest in research and development in these areas or explore collaborations with strategic partners that have capabilities in the development of therapeutic antibodies, proteins and gene editing.
- **Maintain and grow our extensive intellectual property portfolio.** We plan to leverage our intellectual property rights and substantial expertise in AAV gene therapy in order to develop and commercialize NAV Gene Therapy treatments. We have licensed exclusive rights to a broad portfolio of certain fundamental AAV gene therapy patents and patent applications. In securing these rights, we have focused on obtaining robust rights for those intellectual property assets we believe will be most important in providing us with a competitive advantage with respect to AAV gene therapy treatments. We plan to continue to seek to protect and enhance the proprietary technology, inventions, and improvements that are commercially important to the development of our business.

### The Broad Potential and Application of Gene Therapy

The concept of developing human therapies involving the delivery of external genes has existed for decades, driven by the arrival of recombinant technology and the early demonstrations by scientists of the ability to deliver and drive expression of external gene sequences in mammalian cells.

We believe that gene therapy has the potential to become a new and important class of treatment because it may offer the following benefits:

- **Ability to treat a broad range of diseases.** Given the availability of the sequence of the entire human genome, it could be possible to design gene therapy to express or effect expression of any human protein whose presence, absence or activity causes disease. We believe gene therapy treatments can also be designed to enable the body to continuously produce therapeutic proteins or antibodies or be efficiently adapted to deliver different genome editing components to address the specific treatment needs of many disease targets.
- **Ability to target mechanisms that cannot be targeted effectively by existing drug classes.** Many proteins that play roles in disease cannot be targeted effectively with small molecules and therapeutic proteins. These limitations on small molecule and protein drugs may not apply to gene therapy, which we believe can be designed to target any gene in the genome.
- **Ability to create convenient treatment profiles.** Because gene therapies are designed to deliver a long-term effect with a single administration, a single gene delivered via gene therapy could potentially do the same work of administering conventional drugs for many years.
- **Simplified discovery of treatment candidates.** Identification of small molecule and protein drug candidates typically requires screening of a large number of potential candidates to find prospective leads. Identification of gene therapy candidates has the potential to be simpler and take considerably less time because it can involve relatively standard processes that can be applied in a similar fashion to many successive product candidates.



## Our NAV Gene Therapy Product Candidates

We have developed an internal pipeline of product candidates across the therapeutic areas of retinal, metabolic and neurodegenerative diseases. Below is a table summarizing our current internal development programs.

Internally developed product candidates				
Indication	Development Stage			Anticipated Milestones
	Research	Preclinical	Clinical	
<b>Retinal Diseases</b>				
Wet age-related macular degeneration (wet AMD)	RGX-314			Begin enrollment in Phase I trial mid-2017
<b>Metabolic Diseases</b>				
▲ Homozygous familial hypercholesterolemia (HoFH)	RGX-501			Interim trial update in late 2017
<b>Neurodegenerative Diseases</b>				
▲ ★ Mucopolysaccharidosis Type I (MPS I)	RGX-111			IND submission 1H 2017, begin enrollment in Phase I/II trial 2H 2017
▲ ★ Mucopolysaccharidosis Type II (MPS II)	RGX-121			IND submission mid-2017

▲ Orphan Drug Designation  
★ Rare Pediatric Disease Designation

### Retinal Diseases

We are developing applications of our NAV Technology Platform to treat inherited and acquired forms of retinal disease that can result in visual loss or complete blindness. The retina is the light-sensitive layer of cells that lines the inside of the eye and sends visual messages to the brain. The effects of retinal diseases are isolated to the eye, which we believe is an ideal target for gene therapy due to its immunoprivileged state, small size and relative physical isolation from the rest of the body. The molecular basis of many retinal diseases is becoming well-understood and many retinal diseases are monogenic diseases whose complementary deoxyribonucleic acid (DNA) has already been successfully cloned. Also, diagnosis of many forms of inherited blindness is becoming quicker and simpler due to improved research and application of technology to characterize the variable, unique patterns of different retinal diseases. We believe our NAV Gene Therapy may have improved profiles for achieving therapeutic efficacy where highly efficient gene delivery to the retina is required.

Third party studies reported early evidence of the safety and efficacy of subretinal injection of AAV2 in clinical trials for a retinal disease called Leber congenital amaurosis type 2 (LCA2). Other programs are studying the safety and efficacy profile of AAV2 to treat neovascularization in wet AMD. For LCA2, retinal function was restored by reconstituting gene function in the retinal pigment epithelium (RPE). However, for most retinal degeneration disorders, photoreceptor cells are the primary cell type involved and have historically been a more difficult cellular target in the retina for AAV gene therapy. We believe our NAV Technology Platform will be more efficient at gene delivery into many retinal cell types, particularly photoreceptor cells, than earlier generation AAV vectors such as AAV2. Data from mice, dogs and non-human primates suggests that, compared to other AAVs, NAV Vectors can safely and more effectively target a diverse set of retinal cells, including RPE cells and photoreceptors, when compared to other AAVs. For instance, in most retinal cells, NAV-mediated gene delivery reaches maximal levels of expression much sooner than AAV2-mediated delivery in these animal studies. Furthermore, in the same set of retinal cells, NAV Vectors achieve equivalent expression to AAV2 at a dose that is ten times less. Our NAV Technology Platform has been used successfully in a gene therapy approach in animal models of achromatopsia, LCA2, autosomal recessive retinitis pigmentosa, retinoschisis and wet AMD.

We believe that retinal diseases are an ideal target for NAV Gene Therapy due to early evidence indicating efficiency at achieving gene delivery in a wide-array of cell types in the retina. We believe the first use of our NAV Technology Platform in a

clinical trial for retinal diseases could result in robust safety and efficacy data but could also serve as a stepping stone for using NAV Gene Therapy in other human retinal diseases.

## **RGX-314 for the Treatment of Wet AMD**

### ***Overview of Wet AMD***

Age-related macular degeneration (AMD) is a disease that results in diminution and eventual loss of central vision due to progressive damage to the macula. A subset of AMD patients have wet AMD, which is characterized by loss of vision due to excess blood vessel formation between two layers of cells in the retina. This excess blood vessel formation results in fluid leakage that can result in physical changes in the structure of the retina and changes in vision. As this process becomes more severe, blindness can result from scar formation due to hemorrhaging.

Wet AMD is a leading cause of total and partial vision loss in the U.S., Europe and Japan. Wet AMD consists of approximately 10% of all cases of AMD, but accounts for approximately 90% of the vision loss associated with AMD. As indicated by the name, the risk for developing AMD increases with age and we anticipate the diagnosis rate will continue to increase as the population continues to trend towards an aging population. In the U.S., the prevalence of wet AMD is estimated to be nearly 600,000 individuals and there may be over two million individuals living with wet AMD in the U.S., Europe and Japan combined. In developed countries, an estimated two-thirds of people with AMD have been diagnosed, of whom about two-thirds are treated.

### ***Current Therapies for Wet AMD***

Anti-vascular endothelial growth factor (VEGF) therapies have significantly changed the landscape for treatment of wet AMD. They have quickly become the standard of care due to their ability to either halt or significantly impede the loss of vision in the majority of patients with wet AMD. Currently, there are three VEGF inhibitors that are commonly used for the treatment of wet AMD. All of these therapies, however, require repetitive and inconvenient intraocular injections, typically ranging from every four to eight weeks in frequency, to maintain efficacy. Patients often experience vision loss with reduced frequency of treatment. Due to a variety of factors, including inconvenience and discomfort associated with frequent injections in the eye, patient compliance is a significant concern with anti-VEGF therapies.

We are aware of multiple gene therapy product candidates currently in development to address the unmet medical need described above for wet AMD by targeting VEGF inhibition using AAV2 as the gene therapy vector. We believe recently published clinical trials for wet AMD gene therapy illustrate the safety of the subretinal delivery approach and the potential to reduce injection frequency using gene therapy. We believe these data may also indicate that some patients may benefit from greater inhibition of VEGF activity and that utilizing NAV Technology could allow us to achieve better VEGF inhibition than our competitors using AAV2 to treat wet AMD.

### ***RGX-314***

RGX-314 is our product candidate for the treatment of wet AMD. RGX-314 is being developed as a novel, one-time subretinal treatment for wet AMD that includes the NAV AAV8 vector encoding a gene for a monoclonal antibody fragment. The expressed protein is designed to neutralize VEGF activity, modifying the pathway for formation of new leaky blood vessels and retinal fluid accumulation.

### ***Planned Clinical Development of RGX-314***

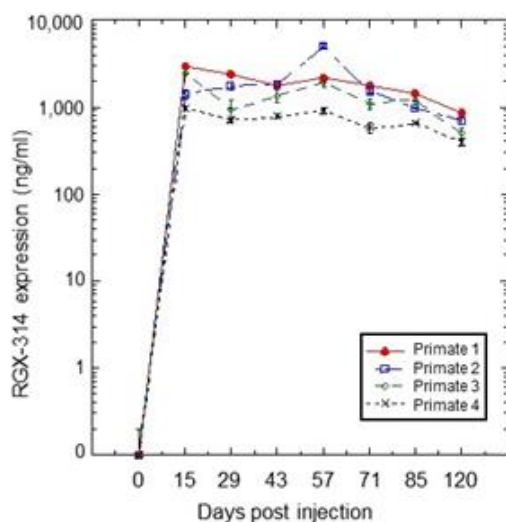
An IND to support the initiation of a dose-escalation Phase I clinical trial of subretinally delivered RGX-314 in the U.S. in patients with wet AMD became active in February 2017. We expect a Phase I clinical trial for RGX-314 to begin enrollment by mid-2017. The trial is an ascending dose design with three planned dose levels ( $3 \times 10^9$  genome copies (GC)/eye,  $1 \times 10^{10}$  GC/eye, and  $6 \times 10^{10}$  GC/eye). A formal safety assessment of each dose group will be conducted prior to dose escalation. The trial design calls for enrollment of up to 18 subjects who have a documented history of response to anti-VEGF therapies. Primary endpoints include adverse events, certain laboratory measures (including immunological parameters), evaluation of best-corrected visual acuity (BCVA), retinal fluid on spectral domain ocular coherence tomography (SD-OCT), expression of RGX-314 protein levels in aqueous fluid and other outcome measures. The primary purpose of the clinical trial is to evaluate the safety and tolerability of RGX-314 at 24 weeks after a single dose of RGX-314 administered by subretinal delivery. Following completion of the primary study period, it is expected that subjects will enter the follow-up period and will continue to be assessed until week 106 to assess long term safety and durability of effect. We submitted our RGX-314 protocol to the U.S. National Institutes of Health (NIH) Office of Biotechnology Activities'

Recombinant DNA Advisory Committee (the RAC) and in August 2016, it was determined by the NIH that additional RAC review was not required.

### **Preclinical Proof of Concept for RGX-314**

Our RGX-314 product candidate was designed to optimize a vector candidate to have the potential to express high levels of anti-VEGF. In order to evaluate the potential for RGX-314 for the treatment of wet AMD, the optimized RGX-314 product candidate was assessed in both mouse and non-human primate (NHP) models. Dose-dependent reduction of both the number of new retinal blood vessels and the incidence of retinal detachments related to exudation caused by vascular proliferation in the retina was also observed in two different VEGF-dependent animal models of wet AMD. In the study below, NHPs were injected subretinally with RGX-314 and expression of anti-VEGF was measured in the aqueous humor of treated animals. Ocular anti-VEGF protein expression was rapid in onset and levels remained consistent in all animals and doses tested, indicating the potential for consistent sustained expression of anti-VEGF after a one-time, subretinal administration of RGX-314.

**RGX-314 expression in non-human primates<sup>(1)</sup>**



(1) Wielechowski et al. 2016 Poster session presented at the meeting of the American Society of Gene & Cell Therapy, Washington, DC

### **Other Retinal Disease Programs**

In addition to our RGX-314 program, we have also funded, and plan to continue to fund, preclinical research on potential retinal disease product candidate programs that may become part of our internal product development pipeline. One such program is a research stage program for Retinitis Pigmentosa (RP). Retinitis pigmentosa (RP) is the most common inherited form of blindness, with an estimated 100,000 patients in the U.S. X-linked retinitis pigmentosa (XLRP) accounts for approximately 10% of RP, with 75% to 80% of XLRP cases due to mutations in the gene for retinitis pigmentosa GTPase regulator (RPGR). Mutations in RPGR are associated with a more severe form of the disease, causing early onset of disease, and a relatively fast progression. No therapies exist for RP beyond vitamin supplementation and sun protection, which may or may not slow disease progression.

### **Metabolic Diseases**

Our product development pipeline includes treatment candidates for liver-targeted expression of genes. The selected candidates for our programs seek to leverage lessons learned from previous reports of preclinical and human proof-of-concept studies conducted by third-party investigators and our partners using our NAV Technology Platform. Based on these studies and our own research, we believe our NAV Technology Platform demonstrates promising properties for applications that involve gene delivery to liver cells that may result in long-term, high-level expression of protein.

Historically, a clinical trial for the treatment of hemophilia B using AAV2 vectors that were administered to achieve expression of genes in the liver did not produce evidence of efficacy. Reported data from this study generally did not show any measurable levels of expression sufficient to correct disease symptoms. In subjects where measurable expression levels were reported, gene expression faded over a short period of time. We believe selecting different AAV vectors will increase the levels and duration of expression.

The first clinical milestone of AAV-mediated liver gene therapy occurred in 2011 in a trial conducted at St. Jude Children's Research Hospital for the treatment of hemophilia B using AAV8 in which some patients were able to discontinue prophylactic FIX injections. In 2016, the same group reported in a study update that the treatment was shown to be durable for over five years and that long-lasting efficacy results were reported in the patients treated. Subsequently, two additional groups have reported human proof-of-concept using AAV8-mediated gene therapy to deliver and express a gene in the liver for the treatment of hemophilia B.

Our academic collaborators have also demonstrated in a MPS I feline model that liver-directed IDUA gene delivery using AAV8 resulted in persistent, normal levels of IDUA in the blood. In most cases, the treatment also resulted in cross-correction (cells that are transduced with vector can release enzyme, which is taken up by non-transduced cells) in most tissues including complete resolution of disease pathology in some tissues normally not responsive to enzyme replacement therapy (ERT).

We intend to advance a pipeline of programs in certain metabolic diseases that will be enhanced by the benefits of AAV-mediated liver gene therapy. Our initial focus is on a severe lipid disorder, HoFH.

## **RGX-501 for the Treatment of HoFH Caused by LDLR Mutations**

### ***Overview of HoFH***

HoFH is a monogenic disorder caused by abnormalities in the function or expression of the low-density lipoprotein receptor (LDLR) gene. LDLR plays an important role in the regulation of cholesterol by facilitating uptake and degradation of low-density lipoprotein (LDL) in the liver. LDL is the primary carrier of cholesterol in the blood and has been implicated in the development of plaque buildup in the arteries. HoFH patients have very low levels or are completely deficient of LDLR, resulting in very high total blood cholesterol levels which are typically greater than 500 milligrams per deciliter (mg/dl). This leads to premature and aggressive plaque buildup, life threatening coronary artery disease (CAD) and aortic valve disease. Over time, patients with HoFH develop atherosclerosis, or narrowing and blockage of the arteries, which leads to a high incidence of heart attacks in children and teenagers, among other severe symptoms. If untreated, HoFH patients usually die of causes related to CAD or aortic valve disease before the age of 30.

Recently published medical literature suggests that the worldwide prevalence of HoFH is estimated to be as high as 1 in 200,000. Based on disease severity and molecular characteristics, we estimate there are approximately 11,000 individuals globally who are primary candidates for gene therapy treatment of HoFH. Multiple studies have compared HoFH patients based on LDLR activity and have shown small differences in residual activity can lead to significant reductions in cholesterol levels and better long-term outcomes.

### ***Current Therapies for HoFH***

The current standard of care in HoFH focuses on early initiation of aggressive treatment because of the severe clinical effects of elevated LDL-C. Unfortunately, available treatment options are limited. Lipoprotein apheresis, a physical method of purging the plasma of LDL-C, requires weekly or biweekly treatment in order to maintain effect. The procedure is laborious, requiring frequent intravenous access that can be challenging, expensive and not readily available. Other available treatments include statins, a class of pharmaceuticals commonly used to lower cholesterol levels, cholesterol absorption inhibitors and other cholesterol lowering medications. The FDA has approved two drugs as add-on therapy specifically for HoFH: lomitapide and mipomersen. Both result in a reduction of LDL-C, but their use is associated with an array of adverse events that may affect tolerance and long-term adherence. These therapies do not provide a cure for the disease and their use is limited due to tolerability and drug availability. Despite the implementation of an aggressive multi-drug therapy approach, the LDL-C levels of HoFH patients remain elevated and mean life expectancy remains at approximately 32 years.

In July and August 2015, respectively, the European Commission and the FDA approved Repatha (Amgen) for the treatment of high cholesterol and HoFH, among other indications. In July 2015, the FDA also approved Praluent (Sanofi-Aventis) for the treatment of high cholesterol. In September 2015, the European Commission approved Praluent for adults with primary hypercholesterolemia (heterozygous familial and non-familial) or mixed dyslipidaemia. Repatha and Praluent represent the first drug approvals in a new class of drug called PCSK9 inhibitors. PCSK9 inhibitors are designed to bind to a protein called PCSK9 and inhibit PCSK9 from binding to LDLR on the liver surface. In the absence of PCSK9, there is more LDLR on the surface of the liver to remove LDL-C

from the blood. We believe that the emergence of PCSK9 inhibitors as therapy will increase the opportunity and awareness for the profile of RGX-501 by helping to identify more patients who may benefit from its product profile. A clinical trial evaluating a PCSK9 inhibitor demonstrated that its effectiveness relies on patients having functional LDLR. We believe that a substantial unmet medical need remains for the population of HoFH patients who are LDLR negative or severely deficient in LDLR function. We believe that RGX-501, by restoring or increasing LDLR function, may enhance the impact of PCSK9 inhibitors in the treatment of many patients with high cholesterol and as prescribers explore combination therapies. With all current therapies, even in combination, providing sub-optimal treatment for patients, a better solution is needed. We believe HoFH is a promising disease target for gene therapy.

### **RGX-501**

RGX-501 is our product candidate for the treatment of HoFH, which is designed to use the AAV8 vector to deliver the human LDLR gene to liver cells. We believe that the liver is the preferred target organ for gene therapy of HoFH since LDLRs produced in the liver contribute to greater than 90% of the capture and breakdown of LDL, making the liver by far the most important LDLR producing organ. Additionally, the liver is also the only organ capable of excreting cholesterol from the body, a function that is critical to the maintenance of cholesterol balance. Finally, studies have shown that liver transplantation in HoFH patients corrects the disease, providing strong support that correction of hepatic LDL receptor activity by gene therapy is sufficient for metabolic correction of the disease.

We have received orphan drug product designation from the FDA for RGX-501.

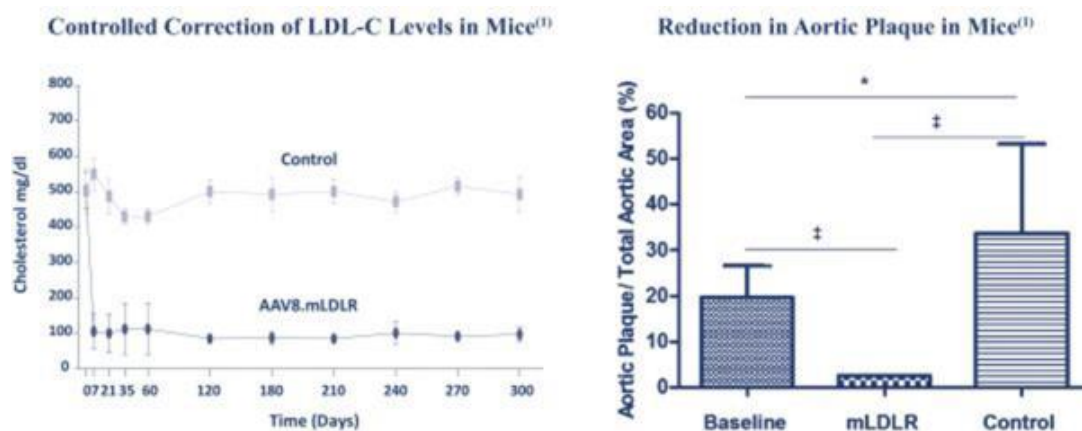
### ***Planned Clinical Development of RGX-501***

Enrollment in the Phase I/II clinical trial of intravenously administered RGX-501 in the U.S. in patients with HoFH began in March 2017 and we expect to provide an interim trial update in late 2017. The trial is a single ascending dose design with a formal safety assessment of the lower dose group prior to dose escalation. The trial design calls for enrollment of up to 12 subjects and is intended to be a single center study. The primary endpoint is a safety assessment. The secondary endpoints are reduction in LDL-C and other outcome measures. Based on previous clinical trials and recent approvals in HoFH, we believe reduction in LDL-C is an endpoint that is an acceptable measure on which regulatory approval could be based.

In March 2012, we received endorsement from the RAC for our RGX-501 protocol.

### Preclinical Proof of Concept for RGX-501

In order to evaluate the potential for RGX-501 for the treatment of HoFH, mouse LDLR liver-directed gene therapy with AAV8 was evaluated in mouse models of HoFH by our scientific collaborators at Penn. Mice were injected intravenously with the vector and followed for metabolic correction and reversal of pre-existing atherosclerotic lesions. Animals were also evaluated for gross clinical toxicity and abnormalities in serum transaminases, an indicator of liver damage. Animals in the Penn study receiving the vector showed a near complete normalization of hypercholesterolemia that remained stable for almost a year, as well as a substantial regression of atherosclerosis over two months as assessed by two independent methods of quantification at two different sites within the aorta. There was no vector induced toxicity of the liver based on histopathology and clinical chemistry.



(1) PLOS One: *Gene Therapy in a Humanized Mouse Model of Familial Hypercholesterolemia Leads to Marked Regression of Atherosclerosis*, Sadik H. Kassim and Hui Li, et al. (October 2010).

### Other Metabolic Disease Programs

In addition to our RGX-501 program, we have also funded, and plan to continue to fund, preclinical research on potential metabolic disease product candidate programs and programs to address the systemic manifestations of a number of diseases that may become part of our internal product development pipeline. Our goal is to develop a gene therapy franchise in metabolic diseases, as well as explore further applications of NAV Technology. We have partnered with a number of leading academic institutions and will continue to seek partnerships with innovative institutions.

### Neurodegenerative Diseases

We are focused on developing NAV Gene Therapy for treatments for diseases with significant unmet medical need that involve neurodegeneration in the brain and spinal cord—which together comprise the central nervous system (CNS). We believe our NAV Technology Platform has optimal features for gene delivery to the CNS. In addition, our programs involve novel strategies for improved delivery of NAV Gene Therapy treatments to the CNS that enhance our candidate profiles.

For neurodegenerative disease, AAV2 vectors were historically applied via focal delivery in the brain by adopting existing direct injection techniques. In certain cases, investigators have attempted to use direct injection of vector into multiple sites of the brain to address neurodegenerative disorders that require gene delivery to larger areas. Although there are some examples in animal models in which focal delivery can be therapeutic, these techniques have not produced efficacy in humans.

For most neurodegenerative diseases, we believe that global delivery to the CNS will achieve optimal therapeutic efficacy. Widespread transduction of the CNS in animal models has been achieved by administration of NAV Vectors into the ventricles, cisterna magna, as well as lumbar puncture, which allows the vector to circulate through the cerebrospinal fluid (CSF). We are progressing similar delivery approaches through the CSF in humans to achieve global delivery to the CNS.

Additionally, one of our NAV Vectors, AAV9, has produced early evidence of potentially unique and beneficial properties for gene delivery in the CNS by having the ability to cross the blood-brain barrier. As a result, treatments may be delivered via intravenous injection to target the CNS. One of our NAV Technology Licensees is currently using this approach in a clinical trial for the treatment of spinal muscular atrophy (SMA) Type I, which has shown evidence of lower motor neuron transduction.

Based on these studies and our own research, we believe our NAV Technology Platform demonstrates promising properties for applications that involve gene delivery to the CNS that we believe will result in long-term, high-level expression of protein. We intend to advance a pipeline of programs in neurodegenerative diseases that will be enhanced by the benefits of using our NAV Technology Platform.

## **RGX-111 for the Treatment of MPS I Caused by Autosomal Recessive IDUA Mutations**

### ***Overview of MPS I***

MPS I is a rare autosomal recessive, or non-sex-linked, genetic disease caused by deficiency of IDUA, an enzyme required for the breakdown of polysaccharides heparan sulfate and dermatan sulfate in lysosomes, which are intracellular structures that dispose of waste products inside cells. These polysaccharides, called glycosaminoglycans (GAGs), accumulate in tissues of MPS I patients, resulting in characteristic storage lesions and diverse clinical signs and symptoms. MPS I patients may exhibit short stature, bone and joint deformities, coarsened facial features, enlargement of both the liver and spleen (hepatosplenomegaly), cardiac valve disease, obstructive sleep apnea, recurrent upper respiratory infections, hearing impairment, carpal tunnel syndrome and vision impairment due to corneal clouding. In addition, many patients develop symptoms related to GAG storage in the CNS, which can include excessive accumulation of fluid in the brain, spinal cord compression and cognitive impairment. MPS I patients span a broad spectrum of disease severity and extent of CNS involvement. We believe this variability in severity correlates with residual IDUA expression. The severe form of MPS I is also referred to as Hurler syndrome. Hurler patients have two mutations of the IDUA gene, resulting in no active enzyme expression. These patients typically present with symptoms before two years of age and universally exhibit severe cognitive decline after an initial period of normal development. Patients with at least one mutation of the IDUA gene who are able to produce a small amount of active IDUA exhibit an attenuated, or less severe, phenotype. These phenotypes are referred to as Hurler-Scheie or Scheie syndrome. Hurler-Scheie represents an intermediate phenotype, with patients exhibiting some or all of the physical features of Hurler syndrome. Some Hurler-Scheie patients also experience neurological complications and cognitive decline.

MPS I is estimated to occur in 1 in 100,000 births. Based on global population, this equates to over 1,000 MPS I patients born each year worldwide. Studies suggest that severe forms of MPS I represent between one-half and two-thirds of all MPS I patients.

### ***Current Therapies for MPS I***

The current standard of care for patients with an attenuated form of MPS I is a recombinant form of human IDUA (Aldurazyme). Given as a weekly intravenous infusion, this ERT has demonstrated improvement in hepatosplenomegaly, growth, mobility and respiratory function. However, as the enzyme cannot cross the blood-brain barrier, ERT does not treat the CNS manifestations of MPS I.

The first disease modifying therapy developed for severe MPS I was bone marrow transplant (BMT). Though BMT has demonstrated improvements in survival, growth, cardiac and respiratory function, mobility and intellect, it is also associated with substantial morbidity and an estimated 15% to 25% mortality. Accordingly, the procedure is reserved for patients with severe disease before two years of age because the risk-benefit ratio is thought to be more favorable in younger patients who have not yet experienced advanced cognitive decline. Another critical limitation of BMT is that cognitive decline continues for up to a year after transplant before stabilizing, leaving permanent cognitive deficits. In an effort to find approaches that treat the CNS manifestations of neurodegenerative diseases, clinical trials to evaluate direct administration of ERT into the spinal fluid (intrathecal administration) for the treatment of MPS I and direct administration of ERT into the brain (intracerebroventricular administration) for Batten's Disease (a neurodegenerative disease) have been initiated. These approaches, however, do not address the underlying cause of these neurodegenerative diseases. Furthermore, we believe the need for frequent (bi-weekly or monthly) intrathecal or intracerebroventricular administration is likely to lead to patient compliance issues, further reducing the treatment potential of this method of ERT.

Overall, the limitations of BMT and ERT leave a significant unmet need for a method to safely achieve long-term IDUA reconstitution in the CNS for MPS I patients experiencing neurological complications.

### ***RGX-111***

RGX-111 is our product candidate for the treatment of MPS I which is designed to use the AAV9 vector to deliver the human IDUA gene to the CNS. Delivery of the enzyme that is deficient within cells in the CNS could provide a permanent source of secreted IDUA beyond the blood-brain barrier, allowing for long-term cross-correction of cells throughout the CNS. This strategy could also provide rapid IDUA delivery to the brain, potentially preventing the progression of cognitive deficits that otherwise occurs in MPS I patients.

We have received orphan drug product designation and rare pediatric disease designation from the FDA for RGX-111.

### Planned Clinical Development of RGX-111

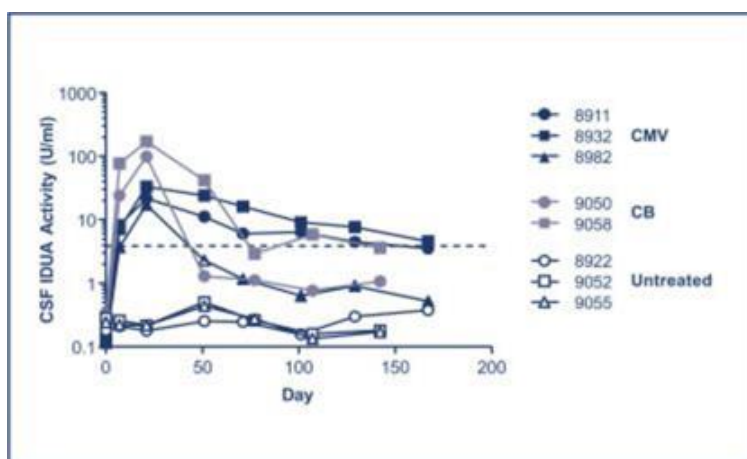
We expect to file an IND in the first half of 2017 to support the initiation of a Phase I/II dose-escalation clinical trial of RGX-111 based gene delivery via CNS administration in the second half of 2017 in subjects with MPS I. The Phase I/II clinical trial currently being considered is expected to be a single ascending dose design with a formal safety assessment of the lower dose group prior to dose escalation. The trial design is expected to call for enrollment of approximately 10 adult subjects. The primary endpoint will be a safety assessment. The secondary and exploratory endpoints will be evaluation of biomarkers and clinical outcomes.

In September 2015, we received endorsement from the RAC for our RGX-111 protocol.

### Preclinical Proof of Concept of RGX-111

To assess the feasibility of achieving widespread IDUA expression and correction of storage pathology throughout the brain of MPS I patients, we carried out proof-of-concept studies of intrathecal AAV9 delivery of IDUA using large animal models of MPS I. These studies demonstrated that AAV9 delivery can safely restore IDUA expression to levels equivalent to or greater than non-affected animals. As can be seen in the diagram below, animals treated with an intracisternal injection of an AAV9 vector expressing feline IDUA from a CB promoter (gray symbols) or CMV promoter (black symbols) showed IDUA expression levels above those of untreated animals and in some cases above those of wild-type animals (the dotted line represents mean CSF IDUA expression for two wild-type animals). Storage correction was observed throughout the CNS. Some animals had IDUA activity at lower levels than wild-type animals post-treatment but also achieved significant correction relative to diseased animals. The extent of CNS correction in our studies was substantially greater than that observed in a previous study of MPS I cats treated with BMT at similar ages, thus demonstrating that gene delivery can achieve rapid onset and high levels of IDUA delivery. These findings provide proof of concept of AAV9 delivery of IDUA for treating the CNS pathology associated with MPS I.

**IDUA Expression in Feline CSF Following IT AAV9 Delivery(1)**



(1) Molecular Therapy: Intrathecal gene therapy corrects CNS pathology in a feline model of mucopolysaccharidosis I, Peter Bell, et al. (July 2014).

### RGX-121 for the Treatment of MPS II Caused by X-Linked Recessive IDS Mutations

#### Overview of MPS II

MPS II, also known as Hunter syndrome, is a rare, X-linked recessive, or sex-linked, disease caused by a deficiency in the lysosomal enzyme iduronate-2-sulfatase (IDS). IDS is another enzyme responsible for the breakdown of polysaccharides heparan sulfate and dermatan sulfate in the lysosomes of cells resulting in a progressive, multisystem disorder with a similar phenotype to MPS I. In severe forms of the disease, early developmental milestones may be met, but developmental delay is readily apparent by 18 to 24 months. Developmental progression begins to plateau between three and five years of age, with regression reported to begin around six and a half years. By the time of death, most patients with CNS involvement are severely mentally handicapped and require constant care.



MPS II is estimated to occur in approximately 1 in 200,000 births. Based on global population, this equates to approximately 500 to 1,000 MPS II patients born each year worldwide.

### ***Current Therapies for MPS II***

In 2006, recombinant IDS (Elaprase), an ERT, was approved by the FDA for the treatment of Hunter syndrome and has subsequently been approved for use internationally. ERT in MPS II patients is not expected to result in improvement of CNS dysfunction since IDS is not expected to cross the blood-brain barrier. Specific treatment to address the neurological manifestations of MPS II and prevent or stabilize cognitive decline remains a significant unmet medical need. Overall, the limitations of ERT leave a significant unmet need for a method to safely achieve long-term IDS reconstitution in the CNS.

### ***RGX-121***

RGX-121 is our product candidate for the treatment of MPS II, which is designed to use the AAV9 vector to deliver the human IDS gene to the CNS. Delivery of the gene encoding the enzyme that is deficient within cells in the CNS could provide a permanent source of secreted IDS beyond the blood-brain barrier, allowing for long-term cross-correction of cells throughout the CNS. We believe this strategy could also provide rapid IDS delivery to the brain, potentially preventing the progression of cognitive deficits that otherwise occur in Hunter syndrome patients.

As noted above, this approach has been successfully used in the treatment of animal models of monogenic CNS diseases. Previously conducted studies of AAV9 directed gene therapy in the CNS with MPS I animal models have shown that AAV9 can successfully be used to achieve wide biodistribution within the CNS, robust expression of transgene product that benefits from cross-correction and overall acceptable safety profile. We believe these studies have validated the use of AAV9 in the development of CNS directed gene therapy products and that by using AAV9 for the development of both RGX-111 and RGX-121, we will be able to build upon the learnings and experience generated in our RGX-111 program to rapidly and efficiently focus our development efforts for RGX-121.

We have received orphan drug product designation and rare pediatric disease designation from the FDA for RGX-121.

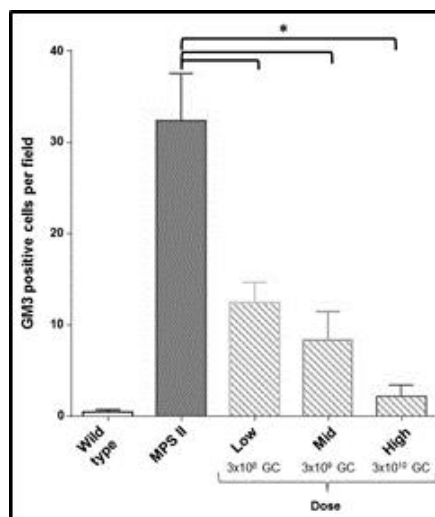
### ***Planned Clinical Development of RGX-121***

We intend to file an IND in mid-2017 to support the initiation of an early phase dose-escalation clinical trial of RGX-121 based gene delivery via CNS administration in subjects with MPS II. The Phase I/II clinical trial currently being considered is expected to be a single ascending dose design with a formal safety assessment of the lower dose group prior to dose escalation. The trial design is expected to include approximately 10 subjects. The primary endpoint will be a safety assessment. The secondary and exploratory endpoints will be evaluation of biomarkers and clinical outcomes.

### Preclinical Development of RGX-121

To assess the feasibility of achieving widespread IDS expression and correction of storage pathology throughout the brain of MPS II patients, we carried out proof-of-concept studies of CNS AAV9 delivery using a mouse model of MPS II. There are no known large animal models of MPS II. MPS II mice were administered with AAV9 vector encoding a gene for IDS in the CNS, which resulted in higher levels of IDS enzyme activity in the brain. As shown in the diagram below, these higher levels of IDS enzyme activity resulted in a statistically significant reduction of neuronal storage lesions in the brains of treated mice as measured by cells positive for GM3, a ganglioside which accumulates in cells as a result of IDS deficiency. These results show the potential therapeutic benefit of AAV9-mediated IDS gene delivery to the CNS through the CSF to address neurological manifestations of MPS II.

GM3 Positive Cells in Mouse Tissue Following IT AAV9 Delivery<sup>(1)</sup>



(1) Penn and REGENXBIO internal data

### Other Neurodegenerative Disease Programs

In addition to our RGX-111 and RGX-121 programs, we have also funded, and plan to continue to fund, preclinical research on potential neurodegenerative disease product candidate programs that may become part of our internal product development pipeline. Our goal is to develop a gene therapy franchise in neurodegenerative diseases, as well as explore further applications of NAV Technology, and we believe there are a number of neurodegenerative diseases that may be addressable using a similar approach to our RGX-111 and RGX-121 programs. We have partnered with a number of leading academic institutions and will continue to seek partnerships with innovative institutions to remain at the leading edge of the gene therapy field.

### Commercial Licenses to NAV Technology Licensees

We sublicense our NAV Technology Platform to third parties in order to develop and bring to market NAV Gene Therapy for a range of severe diseases with significant unmet medical needs. Sublicensing allows us to maintain our internal product development focus on our core disease indications and therapeutic areas while still expanding the NAV Gene Therapy pipeline, developing a greater breadth of treatments for patients, providing additional technological and potential clinical proof-of-concept for our NAV Technology Platform, and creating potential additional revenue. Each sublicense specifies the vector or vectors and disease indication or indications as well as whether the sublicense is exclusive or non-exclusive. In determining whether to sublicense, we first evaluate whether the disease indication is of interest to us in which case we may develop a therapeutic for the disease indication internally using our NAV Technology Platform. If it is not, we consider the size of the potential market and unmet need, competition, licensee development history and licensee's ability to pay in evaluating whether to enter into a license agreement. As of December 31, 2016, we have granted 13 commercial licenses covering over 20 partnered product candidates in development by our NAV Technology Licensees, most under a license to specific NAV Vectors for specific indications. Our license agreements include upfront fees, annual maintenance fees, milestone fees based on licensee candidate progression, and low-single to low-double digit royalties on sales. Such royalties are subject to customary reductions, such as if the licensee must obtain a license from a third party to avoid infringement of

such third party's rights in order to exercise its rights under the license granted by us. We are obligated to make payments to our licensors with respect to the revenues we receive from our licensees for these sublicenses, in accordance with the terms of our agreements with our licensors.

As of December 31, 2016, our NAV Technology Licensees had five clinical stage programs using NAV Vectors. The chart below provides an overview of the development status of the programs of our NAV Technology Licensees.

<b>NAV Technology Licensee product candidates</b>						
	<b>Research</b>		<b>Preclinical</b>		<b>Clinical</b>	
<b>Target</b>	<b>Indication</b>	<b>NAV Licensee</b>	<b>Indication</b>	<b>NAV Licensee</b>	<b>Indication</b>	<b>NAV Licensee</b>
<b>Hematologic / liver</b>	<i>Citrullinemia Type I</i>	Dimension	<i>Hemophilia A</i>	Shire	<i>Hemophilia B</i>	Dimension
	<i>PKU</i>	Dimension	<i>Hemophilia A</i>	Dimension / Bayer	<i>OTC Deficiency</i>	Dimension
	<i>Wilson Disease</i>	Dimension	<i>GSD1a</i>	Dimension	<i>Crigler-Najjar</i>	Audentes
					<i>A1AT Deficiency</i>	Adverum
<b>Retina</b>	<i>Achromatopsia</i>	Biogen				
	<i>Choroideremia</i>	Biogen				
<b>CNS</b>	<i>Undisclosed</i>	Voyager / Genzyme	<i>Undisclosed</i>	Voyager	<i>SMA</i>	AveXis
	<i>MPS IIIA</i>	Esteve			<i>MPS IIIA</i>	Lysogene
<b>Muscle</b>	<i>CPVT</i>	Audentes	<i>Pompe Disease</i>	Audentes		
	<i>Undisclosed</i>	Voyager / Genzyme	<i>XLMTM</i>	Audentes		
	<i>Friedreich's Ataxia</i>	Adverum				

### Process Development and Manufacturing

We believe that we have the internal capabilities and access to the resources necessary to enable us to successfully commercialize NAV Gene Therapy products following regulatory approval, if any, by developing scalable processes to manufacture such products efficiently and at commercial quantity.

### AAV Vector Production

We believe that Dr. Wilson's lab at Penn is among the leading centers in the world for the cloning, production and characterization of AAV vectors. Since our inception we have funded the research of Dr. Wilson relating to the development of manufacturing processes and the analytical characterization of NAV Vectors. In 2016, we invested in our internal capabilities and infrastructure to enable transfer of process development and analytical characterization activities from Penn, including build out and opening of our advanced manufacturing and analytics lab. Our internal team possesses deep knowledge of AAV characterization and production, as well as significant experience and expertise in scale-up, production, purification and formulation of biologics at large

scale for early and late-stage development. We believe our capabilities and infrastructure will allow us to build on Dr. Wilson's discoveries and will enable us to continue to be leaders in development of scalable, proprietary production methods for NAV Gene Therapy products.

We have also entered into agreements with multiple leading biologics contract manufacturing organizations (CMOs) for production of material under current Good Manufacturing Practice (cGMP) regulations to support our current and future clinical trials, as well as potential future commercialization of our product development programs. We select our CMOs based on capability, capacity and expertise, and we believe our CMOs are capable of meeting global regulatory standards for clinical and commercial material supply. We believe partnering with multiple leading CMOs provides us with flexibility and diversity in suppliers, as well as access to potential future capacity to accommodate the scale that may be required for future clinical trials and commercialization. In addition, we believe we have established a robust supply chain for our key raw materials to ensure both high quality standards and assurance of raw material supply as we advance our programs. We believe our management team retains significant expertise in managing a diverse network of CMOs and suppliers and that this expertise will enable us to execute on our manufacturing strategy in connection with our external partners.

### **Proprietary Methods**

We have obtained rights to all of the proprietary technology underlying our NAV Technology Platform through our Platform Licenses and our SRAs, under which we have exclusively licensed rights to certain manufacturing-related patents and non-exclusively licensed rights to certain know-how owned or developed by Penn. This intellectual property encompasses areas including scalable AAV production methods, methods of increasing the packaging yield of AAV and methods of purification of AAV vectors.

Through our SRAs with Penn, we have examined several methods of larger-scale manufacturing of AAV which have been optimized to yield high titer and quality vectors. However, further improvements to the efficiency and simplicity of the process remain important to address future needs for commercial applications. We have paid particular attention to how the scale-up of AAV vector production occurs during downstream processing of the vector. Many production protocols have vector particles purified from a cell lysate, necessitating extensive downstream purification. These methods were largely developed using AAV2 vectors.

Scientists at Penn discovered that in contrast to earlier generation AAV2, most NAV Vectors were released primarily into the medium of production cultures and not retained in the cell. Because this distribution occurs in the absence of cell lysis, the production culture medium represents a relatively pure source of NAV Vectors and a lower level of cellular contaminants that reduces the need for complicated purification steps. This method, for which we have licensed from Penn the exclusive patent rights, is high-yielding and versatile for the production of different NAV Vectors and has been demonstrated to scale into a cGMP setting with comparable yields and product quality.

### **Other Capabilities**

We have prepared and characterized a proprietary HEK293 master cell bank and other components (plasmid DNA banks) required for clinical vector production. Our master cell bank and other components are being used by us and certain of our NAV Technology Licensees for the production of NAV Vectors under cGMP for use in clinical trials.

### **Gene Therapy Overview and History of Earlier Generation AAV**

Historically, the primary challenge for gene therapy has been the delivery of genes into cells. Genes are made of DNA, which is a large, highly charged molecule that is difficult to transport across a cell membrane and deliver to the nucleus, where it can be transcribed and translated into protein. The genetic material needs to be delivered efficiently and to the desired target tissues and cell types, which will vary depending on the disease to be treated. Based on this need, scientists have designed and developed a variety of gene vectors in order to facilitate gene delivery in cells.

To date, the study of gene vectors as treatments in humans has involved approaches with *in vivo* and *ex vivo* techniques using a variety of different gene vectors. Each approach presents different features and benefits for the treatment of a particular disease. *Ex vivo* gene therapy approaches generally are employed to target correction in blood and bone marrow. These methods typically involve harvesting and isolating a patient's own cells. Both the patient and cells undergo several preparatory steps to allow for modification of the cells by gene vectors. Ultimately, the modified cells are re-administered to the patient. *In vivo* gene therapy approaches involve directly administering (e.g., by infusion or injection) gene vectors into patients in order to reach desired cells in target tissues (e.g., liver, brain, eye, muscle, heart). These methods rely on a combination of the route of administration and the gene vectors themselves to facilitate the correction in the target tissues. We focus on *in vivo* gene therapy.

Among vectors available for *in vivo* gene therapy, viral vectors have been adopted with the greatest frequency because they have demonstrated the greatest efficiency in gene delivery to date. This efficiency exists because viral vectors are derived from naturally occurring viruses whose normal life-cycle relies on gene delivery of their own genomes. In other words, they are naturally optimized to deliver genes to cells. Many viral vectors have presented sub-optimal safety profiles for *in vivo* treatment in humans because the viruses from which they are derived are pathogenic (causing disease), immunogenic (causing immune response) or create genomic toxicity (delivering a gene to a place where it interrupts normal function). Vectors derived from adenovirus, herpes virus and retroviruses have been tested as *in vivo* viral vectors.

Vectors derived from AAV have among the best safety profiles for gene therapy given that AAVs are not known to be associated with disease in humans. The earlier generation AAV vectors were designed by scientists in the mid-1980s and the first clinical trials using AAV began in the mid-1990s. There were only a handful of AAV vectors available to scientists at the time of the first clinical trials because AAV vectors were designed based on the capsid (the protein shell of a virus that encloses the genetic material of the virus) of AAV viruses known to be in existence and only six distinct serotypes (groups within a single species of microorganisms, such as bacteria or viruses, which share distinctive surface structures) had been discovered at that time. These earlier generation AAV vectors were shown to be limited in their application due to a variety of limitations and challenges, including:

- low or unmeasurable gene expression, meaning the delivered gene was enabling production of low or unmeasurable amounts of the therapeutic protein;
- short-term gene expression, meaning if gene expression was measurable, it was transient;
- limited tissue selectivity, meaning concentrated gene expression was not observed in the target organ; and
- high levels of immune response, meaning the body may neutralize the gene delivery vector with pre-existing antibodies or generate T-cells that inhibit the therapeutic effect.

### Discovery of Next Generation AAV

In recognition of the limitations and challenges of earlier generation AAV vectors, an effort was undertaken in the early 2000s at Penn to discover other naturally occurring AAV sequences. The identification of such sequences was based on the observation that wild-type AAV (in contrast to recombinant AAV) can undergo a latent cycle in which the AAV genome stays within the cell, meaning the virus, including its capsid gene sequence, remains intact within the cell but does not reproduce. This allowed for identification of new sequences not by purifying viruses from tissues, but by searching for capsid gene sequences in a variety of tissues isolated from non-human primates and from humans, based on regions of the AAV capsid gene that did not vary between the known AAV vectors. By searching for capsid gene sequences in this manner, many more capsid protein sequences were discovered than would have been found by purifying viruses from tissues.

More than 100 new capsid sequences were identified by the process. The first few were initially designated AAV7, AAV8 and AAV9, after which, other sequences were identified by species from which it was isolated (e.g., “rh” indicating rhesus macaque) followed by a number (e.g., 10, for rh10). Early characterization of the initial discoveries of AAV7, AAV8, AAV9 and AAVrh10 suggested that these vectors may be significantly more efficient in various applications important for clinical translation than other previously known AAVs.

After patenting the next generation AAV vectors, Penn initiated a distribution program through a material-transfer process that enabled researchers to access the next generation AAV vectors for research use only, under specific restrictions. Thousands of custom reagents were sent to independent researchers, who began to characterize and validate the beneficial features of AAV vectors in animal models of disease. In 2010, the first clinical trials were conducted using the next generation AAV vectors and initial proof-of-concept and safety in humans was established from these trials. These clinical trials also produced longer-term efficacy results which reinforced our belief that these next generation vectors have beneficial properties not seen in the earlier generation AAV vectors.

We believe the next generation AAV vectors, which form the basis of our NAV Technology Platform, have many improved properties relative to earlier generation AAV vectors for development and commercialization of AAV treatments, including:

- higher gene expression;
- longer-term gene expression;
- broad and novel tissue selectivity;
- lower immune response; and
- improved manufacturability.

## **Our Proprietary NAV Technology Platform for Gene Delivery**

Our NAV Technology Platform has been used in several clinical trials conducted by our partners and third-party investigators. In 2009, we licensed rights to the next generation AAV vectors discovered at Penn. Our NAV Vectors form the foundation of our NAV Technology Platform.

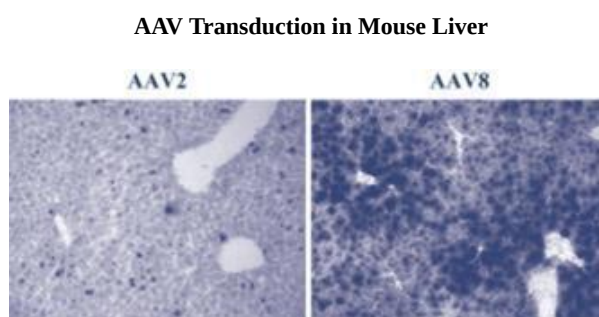
We are developing therapeutics using NAV Vectors that contain genes which are synthesized to code for the expression of therapeutic proteins in target cells to correct the underlying causes of the diseases we seek to treat. Each product candidate is designed with a NAV Vector for a specific cell target and to express a specific protein. We incorporate proprietary modifications to both the AAV and the gene which enhance properties such as potency, stability and tissue distribution. Our proprietary modifications, including the use of vectors derived from novel sequences of AAV such as AAV7, AAV8, AAV9 and AAVrh10, are protected by over 100 licensed patents and patent applications. The rights to our NAV Technology Platform provide our product candidates with what we believe to be a competitive advantage over product candidates developed with earlier generation AAV vectors due to the novel and beneficial properties of our NAV Vectors.

### **Key Potential Benefits of NAV Technology**

The properties that make NAV Vectors unique from and potentially an improvement to earlier generation AAV vectors, as well as provide support that they are potentially best-in-class for development and commercialization of AAV treatments, are set forth in the pages that follow.

#### ***Higher Gene Expression***

NAV Vectors have been shown to generate higher levels of gene expression in animals than earlier generation AAV vectors such as AAV2. In mice livers, one of our NAV Vectors, AAV8, produced levels of gene expression that were 10- to 100-fold higher than was achieved with AAV2. The figure below shows the contrast in the amount of gene expressed using the two vectors at the same dose.



In this experiment, the reporter gene LacZ, a gene which encodes a protein that turns a clear substrate blue in a specific medium, was included in the transgene sequence delivered by the vector so that cells expressing the transgene are stained blue, visually denoting expression level. It was possible to transduce the entire mouse liver and achieve long-term expression with AAV8. Higher gene expression creates the possibility of achieving therapeutic benefit in more diseases than was possible using earlier AAV vectors, as more therapeutic protein is generated with vectors that enable higher expression.

#### ***Longer-Term Gene Expression***

We believe the longer-term gene expression seen using NAV Vectors is due to more stable genomic persistence and reduced cellular immunity, which are a function of novel capsid structure and lower dosing required using NAV Vectors due to the greater gene expression discussed earlier. NAV Vectors have demonstrated stable expression in animals for over eight years. Moreover, AAV8 vectors have demonstrated stable expression for over four years in clinical trials for hemophilia B patients.

#### ***Broad and Novel Tissue Selectivity***

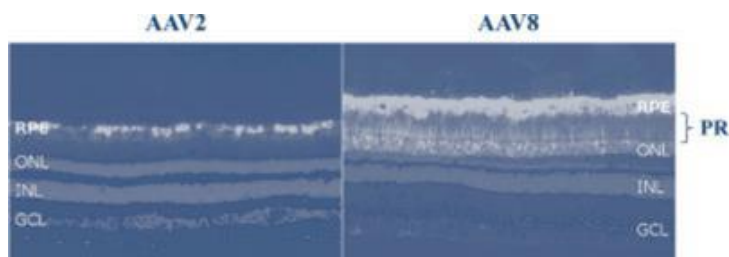
NAV Vectors also display high levels of tissue specificity. This property is important because it allows for development of therapeutics to target cells that earlier generation AAV vectors do not target or do not target well. In the CNS, AAV9 has emerged as a

vector that enables efficient gene delivery when directly injected into the brain. This was aided by the ability of AAV9 to be transported throughout the brain, enabling broader delivery with a single injection.

NAV Gene Therapy has demonstrated novel tissue selectivity for the CNS when delivered intravenously. Intravenous delivery of AAV9 resulted in efficient gene expression in the brain and spinal cord, and this route of administration produced results in both small and large animals, including non-human primates. This was the first time a gene therapy vector was demonstrated to cross the blood-brain barrier. This route of administration has recently been used clinically by one of our NAV Technology Licensees to treat SMA Type I.

NAV Vectors have also shown novel properties in the eye when investigated for the treatment of acquired disease and inherited retinal degenerations. AAV8 expressing a fluorescent protein was administered by subretinal injection in the non-human primate eye in order to show gene expression in the retina itself, which contains the cell types to be treated. As is depicted in the graphic below, a cross-section of the non-human primate retina below showed more efficient gene delivery (as demonstrated by the much greater amount of the fluorescent protein expressed) with AAV8 as compared to AAV2 in the retinal pigment epithelium (RPE) and to the photoreceptor (PR) layer. The majority of genes associated with retinal degeneration are located in the RPE and PR layer. These genes influence the cell's development or function and are therefore critical to most inherited retinal degenerations.

**AAV Transduction of Layers in the Non-Human Primate Eye(1)**



- (1) Science Translational Medicine: *Dosage Thresholds for AAV2 and AAV8 Photoreceptor Gene Therapy in Monkey*, Luk H. Vandenberghe, et al. (2011). Reprinted with permission from the American Association for the Advancement of Science.

### **Lower Immune Response**

Lower immune response to the gene therapy vector used to deliver the transgene is important for longer-term gene expression, higher expression and higher potency. Data indicate that more than 50% of certain human populations have a high level of neutralizing antibodies (NAbs) for the earlier generation vector AAV2. This represents a major obstacle to the effective use of these earlier generation AAV vectors due to the inhibition of gene delivery via particle neutralization in circulation, meaning pre-existing antibodies neutralize the vector with the transgene before it can reach the target cells. By contrast, frequency of neutralizing antibodies for AAV8 is consistently lower than for AAV2. In a French study, for example, AAV2 NAbs occurred at a frequency of 59% compared to 19% for AAV8. Thus, AAV8 is a candidate for liver-directed gene delivery in a higher proportion of the population than AAV2.

Additionally, reduced effect from the generation and reactivity of T-cells to NAV Vectors has been demonstrated, relative to earlier generation AAV vectors. Activation of T-cells to the capsid of AAV2 vectors has been implicated in liver toxicity in a clinical trial for the treatment of hemophilia B. A patient in this clinical trial developed an elevation of liver enzymes and subsequently lost expression. This led to a hypothesis that capsid protein antigens and memory T-cell activation may lead to clearance of AAV-transduced cells. To further investigate this kind of toxicity, scientists reported a study that evaluated T-cell responses to AAV vectors after administration to mice and nonhuman primates. In this study, high levels of T-cells specific to capsids of AAV2 were detected. AAV8, however, did not lead to activation of capsid-specific T-cells. In a more recent clinical trial for the treatment of hemophilia B, using AAV8, there was less of an effect from T-cells generated and reactive with AAV8. We believe this is likely a function of the lower doses that can be used as well as the structure of the vector itself.

### **Improved Manufacturability**

The manufacturing process for NAV Vectors can be designed to reduce the number of difficult processing steps required for the earlier AAV vectors, improving overall yield at larger scale. NAV Vectors are derived from naturally “fit” viruses, which are stable

structures that efficiently assemble, in contrast to the earlier generation AAV vectors. During production, NAV Vectors are secreted by AAV producer cells, eliminating the need for lysing (breaking down of the membrane of a cell, often by viral, enzymic or osmotic mechanisms that compromise the cells integrity) of cells, which can complicate purification and impact yield. This is a novel aspect of NAV Vectors that increases yield and efficiency in production.

## Platform License Agreements and Other Licenses

### Platform Licenses

We have exclusively licensed many of our rights in our NAV Technology Platform from Penn and GlaxoSmithKline LLC (GSK), which together we refer to as our Platform Licenses. We currently use our NAV Technology Platform to develop treatments for retinal, metabolic and neurodegenerative diseases. We also sublicense our NAV Technology Platform to third parties in order to develop and bring to market NAV Gene Therapy for a range of severe diseases with significant unmet medical needs outside of our core disease indications and therapeutic areas. For further information regarding our commercial sublicenses, please see “Commercial Licenses to NAV Technology Licensees” located elsewhere in this Annual Report on Form 10-K.

*The Trustees of the University of Pennsylvania.* In February 2009, we entered into an exclusive, worldwide license agreement with Penn for patent and other intellectual property rights relating to a gene therapy technology platform based on AAVs discovered at Penn in the laboratory of our Chief Scientific Advisor, James M. Wilson, M.D., Ph.D. This license was amended in September 2014 and April 2016. In February 2009, we also entered into a sponsored research agreement (SRA) with Penn (2009 SRA) under which we funded the nonclinical research of Dr. Wilson relating to AAV gene therapy and obtained an option to acquire an exclusive worldwide license in certain intellectual property created pursuant to such 2009 SRA. In December 2014, we entered into another sponsored research agreement with Penn funding related nonclinical research of Dr. Wilson (2014 SRA). We entered into an additional sponsored research agreement (2013 SRA) with Penn in November 2013 which was funded entirely by our NAV Technology Licensee, Dimension Therapeutics, Inc. (Dimension).

Our license agreement with Penn, as amended, provides us with an exclusive, worldwide license under certain patents and patent applications in order to make, have made, use, import, offer for sale and sell products covered by the claims of the licensed patents and patent applications as well as all patentable inventions (to the extent they are or become available for license) that:

- were discovered by Dr. Wilson or other Penn researchers working under his direct supervision at Penn prior to September 2014;
- are related to the AAV technology platform discovered by Dr. Wilson at Penn prior to February 2009 or pursuant to a sponsored research agreement or subsequent amendment to a sponsored research agreement; and
- are owned by Penn and available for licensing.

Prior to entering into the license agreement with us, Penn had previously entered into two license agreements with third parties with respect to certain of the licensed patents and patent applications. Our license from Penn is subject to those preexisting license grants. With respect to the first third party license granted by Penn, our license is non-exclusive with respect to the patents and patent applications licensed to the third party for so long as that preexisting license grant remains in effect and will become exclusive upon the expiration or termination of that existing license agreement. The pre-existing licenses also include a license agreement Penn entered into with GSK in May 2002 granting a license to certain patents and patent applications, of which we subsequently sublicensed certain rights to from GSK in March 2009. For further information regarding our GSK sublicense, please see “Platform License Agreements and Other Licenses—Platform Licenses—GlaxoSmithKline LLC” located elsewhere in this Annual Report on Form 10-K. Our license agreement with Penn provides that should the rights Penn licensed to GSK ever revert to Penn, such rights shall automatically be included in our license agreement with Penn.

The Penn license agreement, as amended, also provides us with a non-exclusive, worldwide license to use all data and information generated in the performance of clinical research relating to the RGX-501 clinical trial and all know-how that:

- was developed by Dr. Wilson, or other Penn researchers working under his direct supervision at Penn; and
- is related to the AAV technology platform discovered by Dr. Wilson prior to September 2014; or
- is related to the AAV technology platform discovered by Dr. Wilson at Penn after September 2014 pursuant to the 2009 SRA, the 2014 SRA, the 2013 SRA or subsequent amendment to a sponsored research agreement; and
- is owned by Penn; and
- is necessary or useful for the practice of the licensed patent rights.



Under the terms of the Penn license agreement, we issued equity to Penn now represented by 213,150 shares of our common stock. We are also obligated to pay Penn:

- low- to mid-single digit royalties on net sales of licensed pharmaceutical products sold by us or our affiliates;
- low-single digit to low-double digit royalty percentages of net sales on products intended for research purposes only;
- low- to mid-double digit royalty percentage on royalties received from third parties on net sales of licensed pharmaceutical products by such third parties;
- low-double digit to mid-teen digit percentages of sublicense fees we receive for the licensed intellectual property rights from sublicensees; and
- reimbursements for ongoing patent prosecution and maintenance expenses.

As of December 31, 2016, we have incurred expenses of \$2.9 million to Penn under the license agreement, excluding the equity interest issued to Penn as upfront consideration at the inception of the agreement. There are no future potential milestones to be paid under the license agreement. Our Penn license agreement, as amended, will terminate with respect to licensed products in a field of use other than the treatment of familial hypercholesterolemia (FH) on a product-by-product and country-by-country basis on the date each particular licensed product ceases to be covered by at least one valid claim, issued or pending, under the licensed patent rights. With respect to licensed products for treating FH, our Penn license agreement, as amended, will terminate on a product-by-product and country-by-country basis on the later of (i) the date the licensed product for treating FH ceases to be infringed or covered by a valid claim, issued or pending, under the licensed patent rights, and (ii) seven years following the first sale of such licensed product for treating FH. We can terminate this license agreement by giving Penn prior written notice. Penn has the right to terminate:

- with notice if we are late in paying money due under the license agreement;
- with notice if we fail to achieve a diligence event on or before the applicable completion date or otherwise breach the license agreement;
- if we or our affiliates experience insolvency; or
- if we commence any action against Penn to declare or render any claim of the licensed patent rights invalid or unenforceable.

Under the current 2014 SRA, as amended, we fund research at Penn and pay certain intellectual property legal and filing expenses and receive the rights to the research results, if any. Under the Penn license agreement, as amended, and the 2014 SRA, as amended, all patentable inventions conceived, created, or conceived and reduced to practice pursuant to the 2014 SRA, together with patent rights represented by or issuing from the U.S. patents and patent applications, including provisional patent applications, automatically become exclusively licensed to us and all research results are automatically licensed to us as know-how. Under our 2014 SRA with Penn, as amended, we have agreed to fund research at Penn through 2020. We expect to seek to amend the SRA in order to continue to fund work and receive rights to the results of the research we fund at Penn.

*GlaxoSmithKline LLC*. In March 2009, we entered into a license agreement with GSK in order to secure the exclusive rights to patents and patent applications covering NAV Technology that GSK had previously licensed from Penn (subject to certain rights retained by GSK and Penn). Under this GSK license agreement, we receive an exclusive, worldwide sublicense under the licensed patent rights to make, have made, use, import, sell and offer for sale products covered by the licensed patent rights anywhere in the world. Our rights under this GSK license agreement are subject to certain rights retained by GSK for the benefit of itself and other third parties, including rights relating to: domain antibodies; RNA interference and antisense drugs; internal research purposes and GSK's discovery research efforts with non-profit organizations and GSK collaborators; AAV8 for the treatment of hemophilia B; AAV9 for the treatment of Muscular Dystrophy, congestive heart failure suffered by Muscular Dystrophy patients and cardiovascular diseases by delivery of certain genes; and non-commercial research in the areas of Muscular Dystrophy, hemophilia B, congestive heart failure suffered by Muscular Dystrophy patients, and other cardiovascular disease. Under the terms of the license agreement, we issued to GSK 1,085,824 shares of our common stock. We are obligated to pay GSK:

- up to \$1.5 million in aggregate milestone payments;
- low- to mid-single digit royalty percentages on net sales of licensed products;
- low- to mid-double digit percentages of any sublicense fees we receive from sublicensees for the licensed intellectual property rights; and
- reimbursements for certain patent prosecution and maintenance expenses.

As of December 31, 2016, we have incurred expenses of \$5.1 million to GSK under the license agreement, excluding the equity interest issued to GSK as upfront consideration at the inception of the agreement, and no milestone payments have been made. Under our GSK license agreement, we are required to use commercially reasonable efforts to develop and commercialize licensed products. Our GSK license agreement will terminate upon the expiration, lapse, abandonment or invalidation of the last licensed claim to expire, lapse, become abandoned or unenforceable in all the countries of the world where the licensed patent rights existed. However, if no patent ever issues from patent rights licensed from GSK, this license agreement will terminate a specified number of years after the first commercial sale of the first licensed product in any country. We may terminate this license agreement for any reason upon a specified number of days' written notice. GSK can terminate this license agreement if:

- we are late in paying GSK any money due under the agreement and do not pay in full within a specified number of days of GSK's written demand;
- we materially breach the agreement and fail to cure within a specified number of days; or
- we file for bankruptcy.

### **Other Licenses**

*Regents of the University of Minnesota.* In November 2014, we entered into a license agreement with Regents of the University of Minnesota (Minnesota) for the exclusive rights to Minnesota's undivided interest in intellectual property jointly owned by Minnesota and us relating to the delivery of AAV vectors to the central nervous system for MPS I and MPS II. This license was amended in November 2016. Under this Minnesota license agreement, as amended, we receive an exclusive license under the licensed patent rights to make, have made, use, offer to sell or sell, offer to lease or lease, import or otherwise offer to dispose or dispose of products covered by the licensed patent rights in all fields of use in any country or territory in which a licensed patent has been issued and is unexpired or a licensed patent application is pending.

Under the terms of the Minnesota license agreement, as amended, we are obligated to pay Minnesota:

- an upfront payment of \$0.1 million;
- up to \$0.1 million in aggregate milestone payments per licensed product;
- low-single digit royalty percentages on net sales of licensed products;
- mid-single to low-double digit percentages of sublicense fees;
- annual maintenance fees; and
- patent-related maintenance expenses and fees.

We are obligated to achieve certain development performance milestones, each of which may be extended upon the payment of specified fees, related to our efforts to develop and commercialize products incorporating the licensed intellectual property.

As of December 31, 2016, we have incurred expenses of \$0.2 million to Minnesota under the license agreement. This license agreement expires when there is no licensed patent or pending patent application in any country. Upon expiration, our license becomes a royalty-free, fully-paid up, perpetual, and irrevocable license. Minnesota may terminate the license agreement if we materially breach or materially fail to perform one or more of our obligations under the license agreement and we have not cured in full within a specified number of days after delivery of notice of default for payment or a specified number of days if the default relates to any other matter. Minnesota may terminate the license agreement if we become bankrupt or if we commence or maintain an action challenging any patent or patent application licensed under the license agreement. We may terminate the agreement if Minnesota materially breaches or materially fails to perform one or more of its duties under this agreement. We may terminate for any reason upon a specified number of days' prior written notice but must pay an early termination fee.

### **Intellectual Property**

Our commercial success depends in part on our ability to obtain and maintain proprietary or intellectual property protection for our product candidates, our core technologies, and other know-how, to operate without infringing on the proprietary rights of others and to prevent others from infringing our proprietary or intellectual property rights. We strive to protect and enhance the proprietary technology, inventions, and improvements that are commercially important to the development of our business, including by seeking, maintaining and defending patent rights, whether developed internally or licensed from third parties. We also rely on trade secrets relating to our proprietary technology platform and on know-how, continuing technological innovation and in-licensing opportunities to develop,

strengthen and maintain our proprietary position in the field of gene therapy. Additionally, we intend to rely on regulatory protection afforded through orphan drug designations, data exclusivity and market exclusivity as well as patent term extensions, where available.

We have exclusively licensed rights relevant to our NAV Technology which includes novel recombinant AAV vectors AAV7, AAV8, AAV9, and AAVrh10, among others. Our licensed patent portfolio includes exclusive rights to more than 100 patents and patent applications worldwide relating to composition of matter patents and/or patent applications for our novel AAV vectors, as well as methods for their manufacture and therapeutic uses. We also possess substantial know-how and trade secrets relating to NAV Technology.

As of December 31, 2016, our patent portfolio included the following licensed patents and patent applications relating to our novel AAV vectors:

- One issued U.S. patent relating to AAV7 vectors and uses thereof, currently scheduled to expire in 2026, including patent term adjustment;
- One granted European patent relating to AAV7 vectors and uses thereof, currently scheduled to expire in 2022;
- Six issued U.S. patents relating to AAV8 vectors and uses thereof, which are currently scheduled to expire in 2022 to 2026, including patent term adjustment;
- One granted European patent relating to AAV8 vectors and uses thereof, currently scheduled to expire in 2022;
- One issued U.S. patent relating to AAV9 vectors and uses thereof, currently scheduled to expire in 2026, including patent term adjustment;
- One granted European patent relating to AAV9 vectors and uses thereof, currently scheduled to expire in 2024;
- One pending U.S. patent application relating to AAVrh10 vectors - any U.S. patent that issues from this pending patent application is currently scheduled to expire in 2022; and
- One granted European patent relating to AAVrh10 vectors is currently scheduled to expire in 2022.

As of December 31, 2016, our licensed patent portfolio also included patents and patent applications relating to the following product candidates:

- A U.S. patent relating to RGX-501 that is currently scheduled to expire in 2026, including patent term adjustment;
- One International Patent application filed pursuant to the Patent Cooperation Treaty (PCT) relating to RGX-501; the expected expiration date of any U.S. patent and European patent that issues from this application would be 2036;
- One International Patent application filed pursuant to the PCT and pending U.S. and European patent applications relating to RGX-111 and RGX-121; the expected expiration date of any U.S. patent and European patent that issues from these applications would be 2034.
- Four pending U.S. provisional patent applications relating to RGX-111; upon conversion to a U.S. non-provisional application and/or International patent application, the expected expiration date of any U.S. patent and European patent that issues from these applications would be 2037;
- Four pending U.S. provisional patent applications relating to RGX-121; upon conversion to a U.S. non-provisional application and/or International patent application, the expected expiration date of any U.S. patent and European patent that issues from these applications would be 2037; and
- Two pending U.S. provisional patent applications relating to RGX-314; upon conversion to a U.S. non-provisional application and/or International patent application, the expected expiration date of any U.S. patent and European patent that issues from these applications would be 2037.

Except as indicated above, the anticipated expiration dates referred to above are without regard to potential patent term extension, patent term adjustment or other market exclusivity that may be available to us.

In addition to our licensed patents and patent applications relating to composition of matter protection for novel AAV vectors having AAV7 capsid, AAV8 capsid, AAV9 capsid, and AAVrh10 capsid, our licensed patent portfolio includes composition of matter claims for novel AAV vectors having AAV11 and AAV12 capsids; Rh.1 to Rh.38, Rh.40, Rh.43, Rh.48 to Rh.62, and Rh.64; Cy.1 to Cy.6 capsids; bb.1 and bb.2 capsids; Ch.1 to Ch.4 capsids; hu.1 to hu.4, hu.6, hu.7, hu.9 to hu.25, hu.27 to hu.29, hu.31, hu.32, hu.34,

hu.35, hu.37, hu.39 to hu.49, hu.51 to hu.58, hu.60 to hu.64, hu.66, and hu.67 capsids; pi.1 to pi.3 capsids; and AAV capsids that have amino acid sequences that are at least 95% identical to these capsids.

Our licensed patent portfolio also includes exclusive rights to patents and patent applications relating to:

- therapeutic compositions and methods involving the foregoing AAV vectors further comprising certain transgenes that encode therapeutic products, and their use in treating specified diseases;
- specific formulations or methods of delivery of the recombinant AAV vectors of interest for our in-house development programs;
- technology related to engineering AAV therapeutics including recombinant AAV vectors engineered to target conducting airway cells, methods of altering the targeting and cellular uptake efficiency of an AAV viral vector having a capsid containing an AAV9 cell surface binding domain, the design of recombinant AAV viral vectors that confer passive immunization to airborne pathogens (the aforementioned gene therapy systems can include the use of certain gene expression regulation technology; we have exclusively licensed the patents and patent applications relating to this technology);
- methods of detecting an AAV nucleotide sequence useful in diagnostics; and
- methods of manufacture of recombinant AAV, including patents and applications directed to scalable AAV production methods; methods of increasing the packaging yield, transduction efficiency, and gene transfer efficiency of an AAV, and methods of purification of viral vectors, such as AAV vectors.

We anticipate that our patent portfolio will continue to expand as a result of our sponsored research agreements with academic institutions, including the 2014 SRA with Penn where all patentable inventions conceived, created, or conceived and reduced to practice pursuant to the 2014 SRA, together with patent rights represented by or issuing from the U.S. patents and patent applications (including provisional patent applications) related thereto automatically become exclusively licensed to us under our existing licensing agreement with Penn and all research results are automatically non-exclusively licensed to us as know-how under that existing license agreement. We also anticipate further expansion of our patent portfolio through our commercial licenses to NAV Technology Licensees which grant us non-exclusive, worldwide, royalty-free, perpetual licenses to use and practice, subject to certain limitations, any patentable modifications or improvements developed by our licensees, their affiliates, or sublicensees to any vector that is the subject of a claim within the licensed patents. For further information regarding our commercial sublicenses, please see “Commercial Licenses to NAV Technology Licensees” located elsewhere in this Annual Report on Form 10-K.

## Customers

Our revenue for the fiscal years ended December 31, 2016, 2015 and 2014 consisted of license revenue, reagent sales and grant revenue. Two customers, both of which were based in the U.S., accounted for approximately 68% of our total revenue for the year ended December 31, 2016. No other customer accounted for more than 15% of revenue in 2016. Three customers, two of which were based in the U.S. and one of which was based in Ireland, accounted for approximately 79% of our total revenue for the year ended December 31, 2015. No other customer accounted for more than 15% of revenue in 2015. Two customers, one of which was based in the U.S. and another which was based in the European Union, accounted for approximately 47% of our total revenue for the year ended December 31, 2014. No other customer accounted for more than 15% of revenue in 2014. Future license revenue is uncertain due to the contingent nature of our licenses granted to third-parties. We expect grant revenue to decrease in the future as we are not currently seeking any further grant awards. Future revenue is uncertain and may fluctuate significantly from period to period.

## Research and Development

We are in the process of building a research and development organization that includes extensive expertise in AAV gene therapy and related scientific disciplines. We operate cross-functionally and are led by an experienced research and development management team. We use rigorous project management techniques to assist us in making disciplined strategic research and development program decisions and to help limit the risk profile of our product pipeline. We also access relevant market information and key opinion leaders in creating target product profiles when appropriate, as we advance our programs towards commercialization. We engage third parties to conduct portions of our preclinical research. In addition, we plan to utilize multiple clinical sites to conduct our clinical trials.

We incurred \$45.5 million, \$17.3 million and \$5.0 million in research and development expenses in the years ended December 31, 2016, 2015 and 2014, respectively.

## Competition

The biotechnology and pharmaceutical industries, including in the field of gene therapy, are characterized by rapidly advancing technologies, intense competition and a strong emphasis on intellectual property. While we believe that our NAV Technology Platform, strong intellectual property portfolio and scientific expertise in the gene therapy field provide us with competitive advantages, we face potential competition from many different sources, including larger and better-funded pharmaceutical and biotechnology companies, new market entrants and new technologies.

We are aware of several companies focused on developing gene therapies in various disease indications, including Abeona Therapeutics Inc., Applied Genetic Technologies Corporation, BioMarin Pharmaceutical Inc., bluebird bio, Inc., Genzyme Corporation (Genzyme), Sangamo BioSciences, Inc., Spark Therapeutics, Inc. and uniQure N.V. as well as several companies addressing other methods for modifying genes and regulating gene expression. Additionally, we have sublicensed our NAV Technology Platform for developing gene therapies in various disease indications to our NAV Technology Licensees. Not only must we compete with other companies that are focused on gene therapy products using earlier generation AAV technology and other gene therapy platforms, but any products that we may commercialize will have to compete with existing therapies and new therapies that may become available in the future.

There are other organizations working to improve existing therapies or to develop new therapies for our initially selected disease indications. Depending on how successful these efforts are, it is possible they may increase the barriers to adoption and success for our product candidates, if approved. These efforts include the following:

- **Wet AMD.** Marketed competition for wet AMD largely consists of anti-VEGF therapies developed by Roche/Genentech (Lucentis, Avastin) and Regeneron (Eylea).
- **HoFH.** There are several companies with marketed products for the treatment of HoFH, including Aegerion (Juxtapid), Genzyme (Kynamro) and Amgen (Repatha).
- **MPS I.** There is one principal competitor with a marketed product for the treatment of MPS I, Sanofi (Aldurazyme).
- **MPS II.** The principal marketed competition for MPS II is a systemic enzyme replacement therapy, Elaprase (idursulfase), which is marketed by Shire.

Many of our competitors, either alone or with their strategic partners, have substantially greater financial, technical and human resources than we do. Our competitors may be more successful than us in obtaining approval for treatments and achieving widespread market acceptance. Our competitors' treatments may be more effective, or more effectively marketed and sold, than any treatment we may commercialize and may render our treatments obsolete or non-competitive before we can recover the expenses of developing and commercializing any of our treatments.

Mergers and acquisitions in the biotechnology and pharmaceutical industries may result in even more resources being concentrated among a smaller number of our competitors. These competitors also compete with us in recruiting and retaining qualified scientific and management personnel and establishing clinical trial sites and patient registration for clinical trials, as well as in acquiring technologies complementary to, or necessary for, our programs. Smaller or early-stage companies may also prove to be significant competitors, particularly through collaborative arrangements with large and established companies.

We anticipate that we will face intense and increasing competition as new drugs enter the market and advanced technologies become available. We expect any treatments that we develop and commercialize to compete on the basis of, among other things, efficacy, safety, convenience of administration and delivery, price, the level of generic competition and the availability of reimbursement from government and other third-party payors.

## Government Regulation

In the U.S., biological products, including gene therapy products, are subject to regulation under the Federal Food, Drug, and Cosmetic Act (FD&C Act), and the Public Health Service Act (PHS Act) and other federal, state, local and foreign statutes and regulations. Both the FD&C Act and the PHS Act and their corresponding regulations govern, among other things, the testing, manufacturing, safety, efficacy, labeling, packaging, storage, record keeping, distribution, reporting, advertising and other promotional practices involving biological products. Applications to the FDA are required before conducting clinical testing of biological products, and each clinical study protocol for a gene therapy product is reviewed by the FDA and, in some instances, the NIH, through its RAC. FDA approval also must be obtained before marketing biological products. The process of obtaining regulatory approvals and the subsequent compliance with appropriate federal, state, local and foreign statutes and regulations require the expenditure of substantial time and financial resources and we may not be able to obtain the required regulatory approvals.

Within the FDA, the Center for Biologics Evaluation and Research (CBER) regulates gene therapy products. CBER works closely with the NIH and its RAC, which makes recommendations to the NIH on gene therapy issues and engages in a public discussion of scientific, safety, ethical and societal issues related to proposed and ongoing gene therapy protocols. The FDA and the NIH have published guidance documents with respect to the development and submission of gene therapy protocols. The FDA also has published guidance documents related to, among other things, gene therapy products in general, their preclinical assessment, observing subjects involved in gene therapy studies for delayed adverse events, potency testing, and chemistry, manufacturing and control information in gene therapy INDs. To date, the FDA has not approved any human gene therapy product for sale.

Ethical, social and legal concerns about gene therapy, genetic testing and genetic research could result in additional regulations restricting or prohibiting the processes we may use. Federal and state agencies, congressional committees and foreign governments have expressed interest in further regulating biotechnology. More restrictive regulations or claims that our products are unsafe or pose a hazard could prevent us from commercializing any products. New government requirements may be established that could delay or prevent regulatory approval of our product candidates under development. It is impossible to predict whether legislative changes will be enacted, regulations, policies or guidance changed, or interpretations by agencies or courts changed, or what the impact of such changes, if any, may be.

### ***U.S. Biological Products Development Process***

The process required by the FDA before a biological product may be marketed in the U.S. generally involves the following:

- completion of nonclinical laboratory tests, including evaluations of product chemistry, toxicity and formulation, and animal studies according to good laboratory practice (GLP) and applicable requirements for the humane use of laboratory animals or other applicable regulations;
- submission to the FDA of an IND, which must become effective before human clinical studies may begin;
- performance of adequate and well-controlled human clinical studies according to the FDA's regulations on good clinical practice (GCP) and any additional requirements for the protection of human research subjects and their health information, to establish the safety and efficacy of the proposed biological product for its intended use;
- submission to the FDA of a Biologics License Application (BLA) for marketing approval that includes substantive evidence of safety, purity, and potency from results of nonclinical testing and clinical studies;
- satisfactory completion of an FDA inspection of the manufacturing facility or facilities where the biological product is produced to assess compliance with cGMP, to assure that the facilities, methods and controls are adequate to preserve the biological product's identity, strength, quality and purity and, if applicable, the FDA's current good tissue practice (GTP), for the use of human cellular and tissue products;
- potential FDA inspection of the nonclinical and clinical study sites that generated the data in support of the BLA; and
- FDA review and approval, or licensure, of the BLA.

Where a gene therapy study is conducted at, or sponsored by, institutions receiving NIH funding for recombinant DNA research, prior to the submission of an IND to the FDA, a protocol and related documentation is submitted to and the study is registered with the NIH Office of Biotechnology Activities (OBA) pursuant to the NIH Guidelines for Research Involving Recombinant DNA Molecules (NIH Guidelines). Compliance with the NIH Guidelines is mandatory for investigators at institutions receiving NIH funds for research involving recombinant DNA, however many companies and other institutions not otherwise subject to the NIH Guidelines voluntarily follow them. The NIH is responsible for convening the RAC, a federal advisory committee, which discusses protocols that raise novel or particularly important scientific, safety or ethical considerations at one of its quarterly public meetings. The OBA will notify the FDA of the RAC's decision regarding the necessity for full public review of a gene therapy protocol. RAC proceedings and reports are posted to the OBA web site and may be accessed by the public.

The clinical study sponsor must submit the results of the preclinical tests, together with manufacturing information, analytical data, any available clinical data or literature and a proposed clinical protocol, to the FDA as part of the IND. Some preclinical testing may continue even after the IND is submitted. The IND automatically becomes effective 30 days after receipt by the FDA, unless the FDA places the clinical study on a clinical hold within that 30-day time period. In such a case, the IND sponsor and the FDA must resolve any outstanding concerns before the clinical study can begin. With gene therapy protocols, if the FDA allows the IND to proceed, but the RAC decides that full public review of the protocol is warranted, the FDA will request at the completion of its IND review that sponsors delay initiation of the protocol until after completion of the RAC review process. The FDA may also impose clinical holds on a biological product candidate at any time before or during clinical studies due to safety concerns or non-compliance. If the FDA imposes a clinical hold, studies may not recommence without FDA authorization and then only under terms authorized by

the FDA. Accordingly, we cannot be sure that submission of an IND will result in the FDA allowing clinical studies to begin, or that, once begun, issues will not arise that suspend or terminate such studies.

Clinical studies involve the administration of the biological product candidate to healthy volunteers or patients under the supervision of qualified investigators, generally physicians not employed by or under the study sponsor's control. Clinical studies are conducted under protocols detailing, among other things, the objectives of the clinical study, dosing procedures, subject selection and exclusion criteria, and the parameters to be used to monitor subject safety, including stopping rules that assure a clinical study will be stopped if certain adverse events should occur. Each protocol and any amendments to the protocol must be submitted to the FDA as part of the IND. Clinical studies must be conducted and monitored in accordance with the FDA's regulations imposing the GCP requirements, including the requirement that all research subjects provide informed consent. Further, each clinical study must be reviewed and approved by an independent institutional review board (IRB) at or servicing each institution at which the clinical study will be conducted. An IRB is charged with protecting the welfare and rights of study participants and considers such items as whether the risks to individuals participating in the clinical studies are minimized and are reasonable in relation to anticipated benefits. The IRB also approves the form and content of the informed consent that must be signed by each clinical study subject or his or her legal representative and must monitor the clinical study until completed. Clinical studies also must be reviewed by an institutional biosafety committee (IBC), a local institutional committee that reviews and oversees basic and clinical research conducted at that institution. The IBC assesses the safety of the research and identifies any potential risk to public health or the environment.

Human clinical studies are typically conducted in three sequential phases that may overlap or be combined:

- Phase I. The biological product is initially introduced into healthy human subjects and tested for safety. In the case of some products for severe or life-threatening diseases, especially when the product may be too inherently toxic to ethically administer to healthy volunteers, the initial human testing is often conducted in patients.
- Phase II. The biological product is evaluated in a limited patient population to identify possible adverse effects and safety risks, to preliminarily evaluate the efficacy of the product for specific targeted diseases and to determine dosage tolerance, optimal dosage and dosing schedule.
- Phase III. Clinical studies are undertaken to further evaluate dosage, clinical efficacy, potency, and safety in an expanded patient population at geographically dispersed clinical study sites. These clinical studies are intended to establish the overall risk/benefit ratio of the product and provide an adequate basis for product labeling. Post-approval clinical studies, sometimes referred to as Phase IV clinical studies, may be conducted after initial marketing approval. These clinical studies are used to gain additional experience from the treatment of patients in the intended therapeutic indication, particularly for long-term safety follow-up. The FDA recommends that sponsors observe subjects for potential gene therapy-related delayed adverse events for a 15-year period, including a minimum of five years of annual examinations followed by ten years of annual queries, either in person or by questionnaire, of study subjects.

During all phases of clinical development, regulatory agencies require extensive monitoring and auditing of all clinical activities, clinical data, and clinical study investigators. Annual progress reports detailing the results of the clinical studies must be submitted to the FDA. Written IND safety reports must be promptly submitted to the FDA, the NIH and the investigators for serious and unexpected adverse events, any findings from other studies, tests in laboratory animals or in vitro testing that suggest a significant risk for human subjects, or any clinically important increase in the rate of a serious suspected adverse reaction over that listed in the protocol or investigator brochure. The sponsor must submit an IND safety report within 15 calendar days after the sponsor determines that the information qualifies for reporting. The sponsor also must notify the FDA of any unexpected fatal or life-threatening suspected adverse reaction within seven calendar days after the sponsor's initial receipt of the information. Phase I, Phase II and Phase III clinical studies may not be completed successfully within any specified period, if at all. The FDA or the sponsor or its data safety monitoring board may suspend a clinical study at any time on various grounds, including a finding that the research subjects or patients are being exposed to an unacceptable health risk. Similarly, an IRB can suspend or terminate approval of a clinical study at its institution if the clinical study is not being conducted in accordance with the IRB's requirements or if the biological product has been associated with unexpected serious harm to patients.

Human gene therapy products are a new category of therapeutics. Because this is a relatively new and expanding area of novel therapeutic interventions, there can be no assurance as to the length of the study period, the number of patients the FDA will require to be enrolled in the studies in order to establish the safety, efficacy, purity and potency of human gene therapy products, or that the data generated in these studies will be acceptable to the FDA to support marketing approval. The NIH and the FDA have a publicly accessible database, the Genetic Modification Clinical Research Information System, which includes information on gene transfer studies and serves as an electronic tool to facilitate the reporting and analysis of adverse events on these studies.

Concurrent with clinical studies, companies usually complete additional animal studies and must also develop additional information about the physical characteristics of the biological product as well as finalize a process for manufacturing the product in commercial quantities in accordance with cGMP requirements. To help reduce the risk of the introduction of adventitious agents with use of biological products, the PHS Act emphasizes the importance of manufacturing control for products whose attributes cannot be precisely defined. The manufacturing process must be capable of consistently producing quality batches of the product candidate and, among other things, the sponsor must develop methods for testing the identity, strength, quality, potency and purity of the final biological product. Additionally, appropriate packaging must be selected and tested and stability studies must be conducted to demonstrate that the biological product candidate does not undergo unacceptable deterioration over its shelf life.

### ***U.S. Review and Approval Processes***

After the completion of clinical studies of a biological product, FDA approval of a BLA must be obtained before commercial marketing of the biological product. The BLA must include results of product development, laboratory and animal studies, human studies, information on the manufacture and composition of the product, proposed labeling and other relevant information. In addition, under the Pediatric Research Equity Act (PREA), a BLA or supplement to a BLA must contain data to assess the safety and effectiveness of the biological product for the claimed indications in all relevant pediatric subpopulations and to support dosing and administration for each pediatric subpopulation for which the product is safe and effective. The FDA may grant deferrals for submission of pediatric data or full or partial waivers of pediatric requirements. Unless otherwise required by regulation, PREA does not apply to any biological product for an indication for which orphan designation has been granted. The testing and approval processes require substantial time and effort and there can be no assurance that the FDA will accept the BLA for filing and, even if filed, that any approval will be granted on a timely basis, if at all.

Within 60 days following submission of the application, the FDA reviews a BLA submitted to determine if it is substantially complete before the agency accepts it for filing. The FDA may refuse to file any BLA that it deems incomplete or not properly reviewable at the time of submission and may request additional information. In this event, the BLA must be resubmitted with the additional information. The resubmitted application also is subject to review before the FDA accepts it for filing. Once the submission is accepted for filing, the FDA begins an in-depth substantive review of the BLA. The FDA reviews the BLA to determine, among other things, whether the proposed product is safe and potent, including whether it is effective, for its intended use, and has an acceptable purity profile, and whether the product is being manufactured in accordance with cGMP to assure and preserve the product's identity, strength, quality, potency and purity as those factors relate to the safety or effectiveness of the product. The FDA may refer applications for novel biological products or biological products that present difficult questions of safety or efficacy to an advisory committee, typically a panel that includes clinicians and other experts, for review, evaluation and a recommendation as to whether the application should be approved and under what conditions. The FDA is not bound by the recommendations of an advisory committee, but it considers such recommendations carefully when making decisions. During the biological product approval process, the FDA also will determine whether a Risk Evaluation and Mitigation Strategy (REMS) is necessary to assure the safe use of the biological product. If the FDA concludes a REMS is needed, the sponsor of the BLA must submit a proposed REMS; the FDA will not approve the BLA without a REMS, if required.

Before approving a BLA, the FDA will inspect the facilities at which the product is manufactured. The FDA will not approve the product unless it determines that the manufacturing processes and facilities are in compliance with cGMP requirements and adequate to assure consistent production of the product within required specifications. For a gene therapy product, the FDA also will not approve the product if the manufacturer is not in compliance with GTP. These are FDA regulations that govern the methods used in, and the facilities and controls used for, the manufacture of human cells, tissues, and cellular and tissue based products (HCT/Ps) which are human cells or tissue intended for implantation, transplant, infusion, or transfer into a human recipient. The primary intent of the GTP requirements is to ensure that cell and tissue based products are manufactured in a manner designed to prevent the introduction, transmission and spread of communicable disease. FDA regulations also require tissue establishments to register and list their HCT/Ps with the FDA and, when applicable, to evaluate donors through screening and testing. Additionally, before approving a BLA, the FDA will typically inspect one or more clinical sites to assure that the clinical studies were conducted in compliance with IND study requirements and GCP requirements. To assure cGMP, GTP and GCP compliance, an applicant must incur significant expenditure of time, money and effort in the areas of training, record keeping, production, and quality control.

Notwithstanding the submission of relevant data and information, the FDA may ultimately decide that the BLA does not satisfy its regulatory criteria for approval and deny approval. Data obtained from clinical studies are not always conclusive and the FDA may interpret data differently than we interpret the same data. If the agency decides not to approve the BLA in its present form, the FDA will issue a complete response letter that usually describes all of the specific deficiencies in the BLA identified by the FDA. The deficiencies identified may be minor, for example, requiring labeling changes, or major, for example, requiring additional clinical studies. Additionally, the complete response letter may include recommended actions that the applicant might take to place the



application in a condition for approval. If a complete response letter is issued, the applicant may either resubmit the BLA, addressing all of the deficiencies identified in the letter, or withdraw the application.

If a product receives regulatory approval, the approval may be significantly limited to specific diseases and dosages or the indications for use may otherwise be limited, which could restrict the commercial value of the product. Further, the FDA may require that certain contraindications, warnings or precautions be included in the product labeling. The FDA may impose restrictions and conditions on product distribution, prescribing, or dispensing in the form of a risk management plan, or otherwise limit the scope of any approval. In addition, the FDA may require post marketing clinical studies, sometimes referred to as Phase IV clinical studies, designed to further assess a biological product's safety and effectiveness, and testing and surveillance programs to monitor the safety of approved products that have been commercialized.

One of the performance goals agreed to by the FDA under the Prescription Drug User Fee Act (PDUFA) is to review 90% of standard BLAs in 10 months of the 60-day filing date and 90% of priority BLAs in six months of the 60-day filing date, whereupon a review decision is to be made. The FDA does not always meet its PDUFA goal dates for standard and priority BLAs and its review goals are subject to change from time to time. The review process and the PDUFA goal date may be extended by three months if the FDA requests or the BLA sponsor otherwise provides additional information, or clarification regarding information already provided in the submission, constituting a major amendment to the BLA.

### ***Orphan Drug Designation***

Under the Orphan Drug Act, the FDA may grant orphan designation to a drug or biological product intended to treat a rare disease or condition, which is defined under the FD&C Act as a disease or condition that affects fewer than 200,000 individuals in the U.S., or more than 200,000 individuals in the U.S. and for which there is no reasonable expectation that the cost of developing and making a drug or biological product available in the U.S. for this type of disease or condition will be recovered from sales of the product. Orphan product designation must be requested before submitting a BLA. After the FDA grants orphan product designation, the identity of the therapeutic agent and its potential orphan use are disclosed publicly by the FDA. Orphan product designation does not convey any advantage in or shorten the duration of the regulatory review and approval process.

If a product that has orphan designation subsequently receives the first FDA approval for the disease or condition for which it has such designation, the product is entitled to orphan product exclusivity, which means that the FDA may not approve any other applications to market the same drug or biological product for the same indication for seven years, except in limited circumstances, such as a showing of clinical superiority to the product with orphan exclusivity. Competitors, however, may receive approval of different products for the indication for which the orphan product has exclusivity or obtain approval for the same product but for a different indication for which the orphan product has exclusivity. Orphan product exclusivity also could block the approval of one of our products for seven years if a competitor obtains approval of the same biological product as defined by the FDA or if our product candidate is determined to be contained within the competitor's product for the same indication or disease. If a drug or biological product designated as an orphan product receives marketing approval for an indication broader than what is designated, it may not be entitled to orphan product exclusivity. Orphan drug status in the European Union has similar, but not identical, benefits.

### ***Expedited Development and Review Programs***

The FDA has a Fast Track program that is intended to expedite or facilitate the process for reviewing new drugs and biological products, including precision drugs or biological products, that meet certain criteria. Specifically, new drugs and biological products are eligible for Fast Track designation if they are intended to treat a serious or life-threatening condition and demonstrate the potential to address unmet medical needs for the condition. Fast Track designation applies to the combination of the product and the specific indication for which it is being studied. The sponsor of a new drug or biologic may request the FDA to designate the drug or biologic as a Fast Track product at any time during the clinical development of the product. Also under the Fast Track program, the FDA may consider for review sections of the marketing application on a rolling basis before the complete application is submitted, if the sponsor provides a schedule for the submission of the sections of the application, the FDA agrees to accept sections of the application and determines that the schedule is acceptable, and the sponsor pays any required user fees upon submission of the first section of the application.

Any product submitted to the FDA for marketing, including under a Fast Track program, may be eligible for other types of FDA programs intended to expedite development and review, such as Breakthrough Therapy designation, priority review, and accelerated approval. Under the Breakthrough Therapy program, products intended to treat a serious or life-threatening disease or condition may be eligible for the benefits of the Fast Track program when preliminary clinical evidence demonstrates that such product may have substantial improvement on one or more clinically significant endpoints over existing therapies. Additionally, FDA will seek to ensure the sponsor of a breakthrough therapy product receives timely advice and interactive communications to help the sponsor design and

conduct a development program as efficiently as possible. Any product is eligible for priority review if it has the potential to provide safe and effective therapy where no satisfactory alternative therapy exists or a significant improvement in the treatment, diagnosis or prevention of a disease compared to marketed products. Specific priority review programs exist for material threat medical countermeasures, rare pediatric diseases and tropical diseases. The FDA will attempt to direct additional resources to the evaluation of an application for a new drug or biological product designated for priority review in an effort to facilitate the review, in accordance with FDA guidance. Additionally, a product may be eligible for accelerated approval. Drug or biological products studied for their safety and effectiveness in treating serious or life-threatening illnesses and that provide meaningful therapeutic benefit over existing treatments may receive accelerated approval, which means that they may be approved on the basis of adequate and well-controlled clinical studies establishing that the product has an effect on a surrogate endpoint that is reasonably likely to predict a clinical benefit, or on the basis of an effect on a clinical endpoint other than survival or irreversible morbidity. As a condition of approval, the FDA may require that a sponsor of a drug or biological product receiving accelerated approval perform adequate and well-controlled post-marketing clinical studies. In addition, the FDA currently requires as a condition for accelerated approval pre-approval of promotional materials, which could adversely impact the timing of the commercial launch of the product. Fast Track designation, Breakthrough Therapy designation, priority review and accelerated approval do not change the standards for approval. Rather, these programs are intended to expedite the development and approval process, but do not necessarily accomplish that intent.

### ***Post-Approval Requirements***

Maintaining substantial compliance with applicable federal, state, and local statutes and regulations requires the expenditure of substantial time and financial resources. Rigorous and extensive FDA regulation of biological products continues after approval, particularly with respect to cGMP. We will rely, and expect to continue to rely, on third parties for the production of clinical and commercial quantities of any products that we may commercialize. Manufacturers of our products are required to comply with applicable requirements in the cGMP regulations, including quality control and quality assurance and maintenance of records and documentation. Other post-approval requirements applicable to biological products, include reporting of cGMP deviations that may affect the identity, strength, quality, potency, or purity of a distributed product in a manner that may impact the safety or effectiveness of the product, record-keeping requirements, reporting of adverse effects, reporting updated safety and efficacy information, and complying with electronic record and signature requirements. After a BLA is approved, the product also may be subject to official lot release. As part of the manufacturing process, the manufacturer is required to perform certain tests on each lot of the product before it is released for distribution. If the product is subject to official release by the FDA, the manufacturer submits samples of each lot of product to the FDA together with a release protocol showing a summary of the history of manufacture of the lot and the results of all of the manufacturer's tests performed on the lot. The FDA also may perform certain confirmatory tests on lots of some products, such as viral vaccines, before releasing the lots for distribution by the manufacturer. In addition, the FDA conducts laboratory research related to the regulatory standards on the safety, purity, potency, and effectiveness of biological products.

We also must comply with the FDA's advertising and promotion requirements, such as those related to direct-to-consumer advertising, the prohibition on promoting products for uses or in patient populations that are not described in the product's approved labeling (known as "off-label use"), industry-sponsored scientific and educational activities, and promotional activities involving the internet. Discovery of previously unknown problems or the failure to comply with the applicable regulatory requirements may result in restrictions on the marketing of a product or withdrawal of the product from the market as well as possible civil or criminal sanctions. Failure to comply with the applicable U.S. requirements at any time during the product development process, approval process or after approval, may subject an applicant or manufacturer to administrative or judicial civil or criminal sanctions and adverse publicity. FDA sanctions could include refusal to approve pending applications, withdrawal of an approval, clinical hold, warning or untitled letters, product recalls, product seizures, total or partial suspension of production or distribution, injunctions, fines, refusals of government contracts, mandated corrective advertising or communications with doctors, debarment, restitution, disgorgement of profits, or civil or criminal penalties. Any agency or judicial enforcement action could have a material adverse effect on us.

Biological product manufacturers and other entities involved in the manufacture and distribution of approved biological products are required to register their establishments with the FDA and certain state agencies, and are subject to periodic unannounced inspections by the FDA and certain state agencies for compliance with cGMP and other laws. Accordingly, manufacturers must continue to expend time, money, and effort in the area of production and quality control to maintain cGMP compliance. Discovery of problems with a product after approval may result in restrictions on a product, manufacturer, or holder of an approved BLA, including withdrawal of the product from the market. In addition, changes to the manufacturing process or facility generally require prior FDA approval before being implemented and other types of changes to the approved product, such as adding new indications and additional labeling claims, are also subject to further FDA review and approval.

### ***U.S. Patent Term Restoration and Marketing Exclusivity***

Depending upon the timing, duration and specifics of the FDA approval of the use of our product candidates, some of our U.S. patents may be eligible for limited patent term extension under the Drug Price Competition and Patent Term Restoration Act of 1984, commonly referred to as the Hatch-Waxman Amendments. The Hatch-Waxman Amendments permit a patent restoration term of up to five years as compensation for patent term lost during product development and the FDA regulatory review process. However, patent term restoration cannot extend the remaining term of a patent beyond a total of 14 years from the product's approval date. The patent term restoration period is generally one-half the time between the effective date of an IND and the submission date of a BLA plus the time between the submission date of a BLA and the approval of that application. Only one patent applicable to an approved biological product is eligible for the extension and the application for the extension must be submitted prior to the expiration of the patent. The U.S. Patent and Trademark Office, in consultation with the FDA, reviews and approves the application for any patent term extension or restoration. In the future, we may intend to apply for restoration of patent term for one of our currently owned or licensed patents to add patent life beyond its current expiration date, depending on the expected length of the clinical studies and other factors involved in the filing of the relevant BLA.

A biological product can obtain pediatric market exclusivity in the U.S. Pediatric exclusivity, if granted, adds six months to existing exclusivity periods and patent terms. This six-month exclusivity, which runs from the end of other exclusivity protection or patent term, may be granted based on the voluntary completion of a pediatric study in accordance with an FDA-issued "Written Request" for such a study.

The Patient Protection and Affordable Care Act (PPACA) signed into law on March 23, 2010, includes a subtitle called the Biologics Price Competition and Innovation Act of 2009, which created an abbreviated approval pathway for biological products shown to be similar to, or interchangeable with, an FDA-licensed reference biological product. This amendment to the PHS Act attempts to minimize duplicative testing. Biosimilarity, which requires that there be no clinically meaningful differences between the biological product and the reference product in terms of safety, purity, and potency, can be shown through analytical studies, animal studies, and a clinical study or studies. Interchangeability requires that a product is biosimilar to the reference product and the product must demonstrate that it can be expected to produce the same clinical results as the reference product and, for products administered multiple times, the biologic and the reference biologic may be switched after one has been previously administered without increasing safety risks or risks of diminished efficacy relative to exclusive use of the reference biologic. However, complexities associated with the larger, and often more complex, structure of biological products, as well as the process by which such products are manufactured, pose significant hurdles to implementation that are still being worked out by the FDA.

A reference biologic is granted 12 years of exclusivity from the time of first licensure of the reference product. The first biologic product submitted under the abbreviated approval pathway that is determined to be interchangeable with the reference product has exclusivity against other biologics submitting under the abbreviated approval pathway for the lesser of (i) one year after the first commercial marketing, (ii) 18 months after approval if there is no legal challenge, (iii) 18 months after the resolution in the applicant's favor of a lawsuit challenging the biologics' patents if an application has been submitted, or (iv) 42 months after the application has been approved if a lawsuit is ongoing within the 42-month period.

### ***Additional Regulation***

In addition to the foregoing, state and federal laws regarding environmental protection and hazardous substances, including the Occupational Safety and Health Act, the Resource Conservancy and Recovery Act and the Toxic Substances Control Act, affect our business. These and other laws govern our use, handling and disposal of various biological, chemical and radioactive substances used in, and wastes generated by, our operations. If our operations result in contamination of the environment or expose individuals to hazardous substances, we could be liable for damages and governmental fines. We believe that we are in material compliance with applicable environmental laws and that continued compliance therewith will not have a material adverse effect on our business. We cannot predict, however, how changes in these laws may affect our future operations. Equivalent laws have been adopted in other countries that impose similar obligations.

### ***Other U.S. Healthcare Laws and Regulations***

Healthcare providers, physicians and third-party payors play a primary role in the recommendation and use of pharmaceutical products that are granted marketing approval. Arrangements with third-party payors, existing or potential customers and referral sources are subject to broadly applicable fraud and abuse and other healthcare laws and regulations, and these laws and regulations may constrain the business or financial arrangements and relationships through which manufacturers market, sell and distribute the products for which they obtain marketing approval. Such restrictions under applicable federal and state healthcare laws and regulations include the following:

- the federal Anti-Kickback Statute, which prohibits, among other things, persons from knowingly and willfully soliciting, receiving, offering or paying remuneration, directly or indirectly, in cash or kind, in exchange for, or to induce, either the referral of an individual for, or the purchase, order or recommendation of, any good or service for which payment may be made under federal healthcare programs such as the Medicare and Medicaid programs. This statute has been interpreted to apply to arrangements between pharmaceutical manufacturers, on the one hand, and prescribers, purchasers and formulary managers on the other. PPACA amends the intent requirement of the federal Anti-Kickback Statute. A person or entity no longer needs to have actual knowledge of this statute or specific intent to violate it;
- the federal False Claims Act (FCA), which prohibits, among other things, individuals or entities from knowingly presenting, or causing to be presented, claims for payment from Medicare, Medicaid or other third-party payors that are false or fraudulent. Federal Anti-Kickback Statute violations and certain marketing practices, including off-label promotion, also may implicate the FCA;
- federal criminal laws that prohibit executing a scheme to defraud any healthcare benefit program or making false statements relating to healthcare matters;
- the federal Physician Payment Sunshine Act, which requires certain manufacturers of drugs, devices, biologics and medical supplies to report annually to the Centers for Medicare & Medicaid Services (CMS) information related to payments and other transfers of value to physicians, other healthcare providers and teaching hospitals, and ownership and investment interests held by physicians and other healthcare providers and their immediate family members;
- the Health Insurance Portability and Accountability Act of 1996 (HIPAA) imposes criminal and civil liability for executing a scheme to defraud any healthcare benefit program or making false statements relating to healthcare matters;
- HIPAA, as amended by the Health Information Technology for Economic and Clinical Health Act, which governs the conduct of certain electronic healthcare transactions and protects the security and privacy of protected health information; and
- state and foreign law equivalents of each of the above federal laws, such as anti-kickback and false claims laws which may apply to: items or services reimbursed by any third-party payor, including commercial insurers; state laws that require pharmaceutical companies to comply with the pharmaceutical industry's voluntary compliance guidelines and the relevant compliance guidance promulgated by the federal government or otherwise restrict payments that may be made to healthcare providers and other potential referral sources; state laws that require drug manufacturers to report information related to payments and other transfers of value to physicians and other healthcare providers or marketing expenditures; and state laws governing the privacy and security of health information in certain circumstances, many of which differ from each other in significant ways and may not have the same effect, thus complicating compliance efforts.

Violation of any of the laws described above or any other governmental laws and regulations may result in penalties, including civil and criminal penalties, damages, fines, the curtailment or restructuring of operations, the exclusion from participation in federal and state healthcare programs and imprisonment. Furthermore, efforts to ensure that business activities and business arrangements comply with applicable healthcare laws and regulations can be costly for manufacturers of branded prescription products.

### ***Coverage and Reimbursement***

Significant uncertainty exists as to the coverage and reimbursement status of any products for which we may obtain regulatory approval. In the U.S. and markets in other countries, sales of any product candidates for which regulatory approval for commercial sale is obtained will depend in part on the availability of coverage and reimbursement from third-party payors. Third-party payors include government authorities, managed care providers, private health insurers and other organizations. The process for determining whether a payor will provide coverage for a drug product may be separate from the process for setting the reimbursement rate that the payor will pay for the drug product. Third-party payors may limit coverage to specific drug products on an approved list, or formulary, which might not include all of FDA-approved drugs for a particular indication. Moreover, a payor's decision to provide coverage for a drug product does not imply that an adequate reimbursement rate will be approved.

Third-party payors are increasingly challenging the price and examining the medical necessity and cost-effectiveness of medical products and services, in addition to their safety and efficacy. New metrics frequently are used as the basis for reimbursement rates, such as average sales price, average manufacturer price and actual acquisition cost. In order to obtain coverage and reimbursement for any product that might be approved for sale, it may be necessary to conduct expensive pharmacoeconomic studies in order to demonstrate the medical necessity and cost-effectiveness of the products, in addition to the costs required to obtain regulatory approvals. If third-party payors do not consider a product to be cost-effective compared to other available therapies, they may not cover the product after approval as a benefit under their plans or, if they do, the level of payment may not be sufficient to allow a company to sell its products at a profit. Health Technology Assessment which is intended to take account of medical, social, economic and ethical issues when determining the suitability of a medicinal product for reimbursement has increasingly become an element of the pricing and reimbursement decisions of the competent authorities in European Union Member States.

The U.S. government, state legislatures and foreign governments have shown significant interest in implementing cost containment programs to limit the growth of government-paid health care costs, including price controls, restrictions on reimbursement and requirements for substitution of generic products for branded prescription drugs. By way of example, PPACA contains provisions that may reduce the profitability of drug products, including, for example, increasing the minimum rebates owed by manufacturers under the Medicaid Drug Rebate Program, extending the rebate program to individuals enrolled in Medicaid managed care plans, addressing a new methodology by which rebates owed by manufacturers under the Medicaid Drug Rebate Program are calculated for drugs that are inhaled, infused, instilled, implanted or injected and establishing annual fees based on pharmaceutical companies' share of sales to federal health care programs. Adoption of government controls and measures, and tightening of restrictive policies in jurisdictions with existing controls and measures, could limit payments for pharmaceuticals.

### ***U.S. Foreign Corrupt Practices Act***

The U.S. Foreign Corrupt Practices Act, to which we are subject, prohibits corporations and individuals from engaging in certain activities to obtain or retain business or to influence a person working in an official capacity. It is illegal to pay, offer to pay or authorize the payment of anything of value to any foreign government official, government staff member, political party or political candidate in an attempt to obtain or retain business or to otherwise influence a person working in an official capacity. Equivalent laws have been adopted in other countries that impose similar obligations.

### ***Government Regulation Outside of the U.S.***

In addition to regulations in the U.S., we will be subject to a variety of regulations in other jurisdictions governing, among other things, clinical studies and any commercial sales and distribution of our products. Because biologically sourced raw materials are subject to unique contamination risks, their use may be restricted in some countries.

Whether or not we obtain FDA approval for a product, we must obtain the requisite approvals from regulatory authorities in foreign countries prior to the commencement of clinical studies or marketing of the product in those countries. Many countries outside of the U.S. have a similar process that requires the submission of a clinical study application much like the IND prior to the commencement of human clinical studies. In the European Union, for example, an application for authorization of a clinical trial must be submitted to the competent regulatory authorities and a request for a related positive opinion must be submitted to the competent Ethics Committees in the European Union Member States in which the clinical trial takes place, much like the FDA and the IRB, respectively. Once the clinical trial has been approved by the competent regulatory authorities and a positive opinion has been provided by the competent Ethics Committees in accordance with the European Union and the European Union Member State requirements, the corresponding clinical study may proceed.

To obtain regulatory approval of a biological medicinal product under European Union regulatory systems, we must submit a marketing authorization application. The grant of marketing authorization in the European Union for products containing viable human tissues or cells such as gene therapy medicinal products is governed by Regulation 1394/2007/EC on advanced therapy medicinal products, read in combination with Directive 2001/83/EC of the European Parliament and of the Council, commonly known as the Community code on medicinal products and Regulation (EC) No 726/2004 of the European Parliament and of the Council of 31 March 2004 laying down Community procedures for the authorization and supervision of medicinal products for human and veterinary use and establishing the EMA, commonly referred to as the EMA Regulation. Regulation 1394/2007/EC lays down specific rules concerning the authorization, supervision and pharmacovigilance of gene therapy medicinal products, somatic cell therapy medicinal products and tissue engineered products. Manufacturers of advanced therapy medicinal products must demonstrate the quality, safety and efficacy of their products to the EMA which provides an opinion regarding the application for marketing authorization. The European Commission grants or refuses marketing authorization after the EMA has delivered its opinion.

Innovative medicinal products are authorized in the European Union on the basis of a full marketing authorization application (as opposed to an application for marketing authorization that relies, in whole or in part, on data in the marketing authorization dossier for another, previously approved medicinal product). Applications for marketing authorization for innovative medicinal products must contain the results of pharmaceutical tests, pre-clinical tests and clinical trials conducted with the medicinal product for which marketing authorization is sought. Innovative medicinal products for which marketing authorization is granted are entitled to eight years of data exclusivity. During this period, applicants for approval of generics or biosimilars of these innovative products cannot rely on data contained in the marketing authorization dossier submitted for the innovative medicinal product to support their application. Innovative medicinal products for which marketing authorization is granted are also entitled to ten years of market exclusivity. During these ten years' of market exclusivity, no generic or biosimilar medicinal product may be placed on the European Union market even if a marketing authorization for approval of a generic or biosimilar of the innovative product has been submitted to the EMA or to the competent regulatory authorities in the European Union Member States and marketing authorization has been granted. The ten years of market exclusivity will be extended to a maximum of eleven years if, during the first eight years of those ten years, the marketing authorization holder obtains an authorization for one or more new therapeutic indications which, during the scientific evaluation prior to their authorization, are held to bring a significant clinical benefit in comparison with existing therapies. However, there is no guarantee that a product will be considered by the European Union's regulatory authorities to be an innovative medicinal product which is eligible for the relevant periods of data and market exclusivity.

Products authorized as "orphan medicinal products" in the European Union are entitled to benefits additional to those granted in relation to innovative medicinal products. In accordance with Article 3 of Regulation (EC) No. 141/2000 of the European Parliament and of the Council of 16 December 1999 on orphan medicinal products, a medicinal product may be designated as an orphan medicinal product if (1) it is intended for the diagnosis, prevention or treatment of a life-threatening or chronically debilitating condition; (2) either (a) such condition affects no more than five in 10,000 persons in the European Union when the application is made, or (b) the product, without the incentives derived from orphan medicinal product status, would not generate sufficient return in the European Union to justify investment; and (3) there exists no satisfactory method of diagnosis, prevention or treatment of such condition authorized for marketing in the European Union, or if such a method exists, the product will be of significant benefit to those affected by the condition. Further guidance on such criteria is provided in European Commission Regulation (EC) No. 847/2000 of 27 April 2000 laying down the provisions for implementation of the criteria for designation of a medicinal product as an orphan medicinal product and definitions of the concepts "similar medicinal product" and "clinical superiority". Orphan medicinal products are eligible for financial incentives such as reduction of fees or fee waivers and following grant of a marketing authorization, the EMA and the European Union Member States' competent authorities are not permitted to accept another application for a marketing authorization, or grant a marketing authorization or accept an application to extend an existing marketing authorization, for the same therapeutic indication of a similar medicinal product for ten years following grant or authorization. The application for orphan drug designation must be submitted before the application for marketing authorization. The applicant may receive a fee reduction for the marketing authorization application if the orphan drug designation has been granted, but not if the designation is still pending at the time the marketing authorization is submitted. Orphan drug designation does not convey any advantage in, or shorten the duration of, the regulatory review and approval process.

Products authorized in the European Union as orphan medicinal products are entitled to 10 years of data exclusivity. The products are, in parallel, entitled to 10 years of market exclusivity. The 10-year market exclusivity may be reduced to six years if, at the end of the fifth year, it is established that the product no longer meets the criteria for orphan designation, for example, if the product is sufficiently profitable not to justify maintenance of market exclusivity. Additionally, marketing authorization may be granted to a similar product during the 10-year period of market exclusivity for the same therapeutic indication at any time if:

- The second applicant can establish in its application that its product, although similar to the orphan medicinal product already authorized, is safer, more effective or otherwise clinically superior;
- The holder of the marketing authorization for the original orphan medicinal product consents to a second orphan medicinal product application; or
- The holder of the marketing authorization for the original orphan medicinal product cannot supply enough orphan medicinal product.

Similar to obligations imposed in the U.S., medicinal products authorized in the European Union may be subject to post-authorization obligations, including the obligation to conduct Phase IV trials.

Moreover, in the European Union, the sole legal instrument at the European Union level governing the pricing and reimbursement of medicinal products is Council Directive 89/105/EEC (the Price Transparency Directive). The aim of the Price Transparency Directive is to ensure that pricing and reimbursement mechanisms established in European Union Member States are transparent and objective, do not hinder the free movement and trade of medicinal products in the European Union and do not hinder,

prevent or distort competition on the market. The Price Transparency Directive does not, however, provide any guidance concerning the specific criteria on the basis of which pricing and reimbursement decisions are to be made in individual European Union Member States. Neither does it have any direct consequence for pricing or levels of reimbursement in individual European Union Member States. The national authorities of the individual European Union Member States are free to restrict the range of medicinal products for which their national health insurance systems provide reimbursement and to control the prices and/or reimbursement of medicinal products for human use. Individual European Union Member States adopt policies according to which a specific price or level of reimbursement is approved for the medicinal product. Other European Union Member States adopt a system of reference pricing, basing the price or reimbursement level in their territory either, on the pricing and reimbursement levels in other countries, or on the pricing and reimbursement levels of medicinal products intended for the same therapeutic indication. Furthermore, some European Union Member States impose direct or indirect controls on the profitability of the company placing the medicinal product on the market.

Health Technology Assessment (HTA) of medicinal products is becoming an increasingly common part of the pricing and reimbursement procedures in some European Union Member States. These countries include the United Kingdom, France, Germany, Ireland, Italy, and Sweden. The HTA process in the European Union Member States is governed by the national laws of these countries. HTA is the procedure according to which the assessment of the public health impact, therapeutic impact and the economic and societal impact of the use of a given medicinal product in the national healthcare systems of the individual country is conducted. HTA generally focuses on the clinical efficacy and effectiveness, safety, cost, and cost-effectiveness of individual medicinal products as well as their potential implications for the national healthcare system. Those elements of medicinal products are compared with other treatment options available on the market.

The outcome of HTA may influence the pricing and reimbursement status for specific medicinal products within individual European Union member states. The extent to which pricing and reimbursement decisions are influenced by the HTA of a specific medicinal product vary between the European Union Member States.

In 2011, Directive 2011/24/EU was adopted at the European Union level. This Directive concerns the application of patients' rights in cross-border healthcare. The Directive is intended to establish rules for facilitating access to safe and high-quality cross-border healthcare in the European Union. It also provides for the establishment of a voluntary network of national authorities or bodies responsible for HTA in the individual European Union Member States. The purpose of the network is to facilitate and support the exchange of scientific information concerning HTAs. This could lead to harmonization of the criteria taken into account in the conduct of HTA between European Union Member States and in pricing and reimbursement decisions and negatively impact price in at least some European Union Member States.

For other countries outside of the European Union, such as countries in Eastern Europe, Latin America or Asia, the requirements governing the conduct of clinical studies, product licensing, pricing and reimbursement vary from country to country. In all cases, again, the clinical studies are conducted in accordance with GCP and the applicable regulatory requirements and the ethical principles that have their origin in the Declaration of Helsinki.

If we fail to comply with applicable foreign regulatory requirements, we may be subject to, among other things, fines, suspension or withdrawal of regulatory approvals, product recalls, seizure of products, operating restrictions and criminal prosecution.

## **Employees**

As of March 3, 2017, we employed 107 full-time employees, including 68 in research and development and 39 in executive, general and administrative functions. We have never had a work stoppage, and none of our employees is represented by a labor organization or under any collective bargaining arrangements. We consider our relationship with our employees to be good.

## **Corporate Information**

We were originally formed on July 16, 2008 as ReGenX, LLC, a Delaware limited liability company, and we were subsequently renamed ReGenX Biosciences, LLC on December 22, 2009. On September 16, 2014, we underwent a corporate reorganization pursuant to which we were converted into a Delaware corporation under the name REGENXBIO Inc. Our principal offices are located at 9600 Blackwell Road, Suite 210, Rockville, MD 20850, and our telephone number is (240) 552-8181. Our website address is [www.regenxbio.com](http://www.regenxbio.com). Our website and the information contained on, or that can be accessed through, the website will not be deemed to be incorporated by reference in, and are not considered part of, this Annual Report on Form 10-K. You should not rely on any such information in making your decision whether to purchase our common stock.

**Available Information**

We file annual, quarterly, and current reports, proxy statements, and other documents with the Securities and Exchange Commission (SEC) under the Securities Exchange Act of 1934, as amended (the Exchange Act). The public may read and copy any materials that we file with the SEC at the SEC's Public Reference Room at 100 F Street, NE, Washington, DC 20549. The public may obtain information on the operation of the Public Reference Room by calling the SEC at 1-800-SEC-0330. Also, the SEC maintains an Internet website that contains reports, proxy and information statements, and other information regarding issuers, including us, that file electronically with the SEC. The public can obtain any documents that we file with the SEC at [www.sec.gov](http://www.sec.gov).

Copies of each of our filings with the SEC on Form 10-K, Form 10-Q and Form 8-K and all amendments to those reports, can be viewed and downloaded free of charge at our website, [www.regenxbio.com](http://www.regenxbio.com) after the reports and amendments are electronically filed with or furnished to the SEC.

Our code of business conduct, corporate governance guidelines, other corporate policies and procedures, and the charters of our Audit Committee, Compensation Committee and Nominating and Corporate Governance Committee are available through our website at [www.regenxbio.com](http://www.regenxbio.com).



## ITEM 1A. RISK FACTORS

*Investing in our common stock involves risk. You should carefully consider the risks described below as well as all the other information in this Annual Report on Form 10-K, including the financial statements and the related notes appearing at the end of this Annual Report on Form 10-K, before making an investment decision. The risks and uncertainties described below are not the only risks and uncertainties we face. Additional risks and uncertainties not presently known to us or that we currently deem immaterial also may impair our business operations. If any of the following risks actually occur, our business, results of operations and financial condition could suffer. In that event the trading price of our common stock could decline, and you may lose all or part of your investment. The risks discussed below also include forward-looking statements and our actual results may differ substantially from those discussed in these forward-looking statements.*

### **Risks Related to our NAV Technology Platform and the Development of Our Product Candidates**

***Our gene therapy product candidates are based on a novel technology that makes it difficult to predict the time and cost of development and of subsequently obtaining regulatory approval. No gene therapy product has been approved in the United States and only a few such products have been approved in the European Union.***

We have concentrated our research and development efforts on our proprietary adeno-associated virus (AAV) gene delivery platform (our NAV Technology Platform), and our future success depends on our and our licensees' successful development and commercialization of viable gene therapy product candidates. There can be no assurance that we or our licensees will not experience problems or delays in developing current or future product candidates or that such problems or delays will not cause unanticipated costs, or that any such development problems can be solved. We also may experience unanticipated problems or delays in expanding our manufacturing capacity, and this may prevent us from completing our clinical trials, meeting the obligations of our collaborations or commercializing our products on a timely or profitable basis, if at all. For example, we, a partner or another group may uncover one or more previously unknown risks associated with AAV or our NAV Technology Platform, and this may prolong the period of observation required for obtaining regulatory approval, necessitate additional clinical testing or invalidate our NAV Technology.

In addition, the clinical trial requirements of the United States (U.S.) Food and Drug Administration (the FDA), the European Medicines Agency (the EMA) and other regulatory authorities and the criteria these regulators use to determine the quality, safety and efficacy of a product candidate vary substantially according to the type, complexity, novelty and intended use and market of such product candidates. The regulatory approval process for novel product candidates such as ours can be significantly more expensive and take longer than for other, better known or more extensively studied product candidates. No gene therapy product has been approved in the U.S., and only a few gene therapy products, including uniQure N.V.'s Glybera and GlaxoSmithKline LLC's (GSK's) Strimvelis, have received marketing authorization from the European Commission. It is difficult to determine how long it will take or how much it will cost to obtain regulatory approvals for our product candidates in either the U.S. or the European Union or how long it will take to commercialize our product candidates. Furthermore, approvals by the European Commission may not be indicative of what the FDA may require for approval.

Regulatory requirements governing gene and cell therapy products have changed frequently and may continue to change in the future. The FDA has established the Office of Cellular, Tissue and Gene Therapies within its Center for Biologics Evaluation and Research (CBER), to consolidate the review of gene therapy and related products, and has established the Cellular, Tissue and Gene Therapies Advisory Committee to advise CBER in its review. Gene therapy clinical trials conducted at institutions that receive funding for recombinant DNA research from the U.S. National Institutes of Health (NIH), also are potentially subject to review by the NIH Office of Biotechnology Activities' Recombinant DNA Advisory Committee (the RAC). However, according to NIH, the RAC will only publicly review clinical trials if the trials cannot be evaluated by standard oversight bodies and pose unusual risks. Although the FDA decides whether individual gene therapy protocols may proceed, the RAC public review process, if undertaken, can delay the initiation of a clinical trial, even if the FDA has reviewed the trial design and details and approved its initiation. Conversely, the FDA can put an investigational new drug (IND) application on a clinical hold even if the RAC has provided a favorable review or an exemption from in-depth, public review. If we were to engage an NIH-funded institution to conduct a clinical trial, that institution's institutional biosafety committee as well as its institutional review board (IRB) would need to review the proposed clinical trial to assess the safety of the trial. In addition, adverse developments in clinical trials of gene therapy products conducted by others may cause the FDA or other oversight bodies to change the requirements for approval of any of our product candidates.

In the European Union, the EMA's Committee for Advanced Therapies (CAT) is responsible for assessing the quality, safety and efficacy of advanced therapy medicinal products. The role of the CAT is to prepare a draft opinion on an application for marketing authorization for a gene therapy medicinal candidate that is submitted to the EMA. The development and evaluation of a gene therapy medicinal product must be considered in the context of the relevant European Union guidelines, and the EMA may issue new guidelines concerning the development and marketing authorization for gene therapy medicinal products and require that we comply with these new guidelines.

These regulatory review committees and advisory groups and any new guidelines they promulgate may lengthen the regulatory review process, require us to perform additional studies, increase our development costs, lead to changes in regulatory positions and interpretations, delay or prevent approval and commercialization of our product candidates or lead to significant post-approval limitations or restrictions. As we advance our product candidates, we will be required to consult with these regulatory and advisory groups, and comply with applicable guidelines. If we fail to do so, we may be required to delay or discontinue development of certain of our product candidates. These additional processes may result in a review and approval process that is longer than we otherwise would have expected. Delay or failure to obtain, or unexpected costs in obtaining, the regulatory approval necessary to bring a potential product to market could decrease our ability to generate product revenue, and our business, financial condition, results of operations and prospects would be materially harmed.

***Our business depends substantially on the success of RGX-111, RGX-121, RGX-314 and RGX-501 (collectively, our Lead Product Candidates). Of our Lead Product Candidates, RGX-314 and RGX-501 are our only clinical programs and RGX-111 and RGX-121 are still in preclinical development. If we are unable to obtain regulatory approval for, or successfully commercialize, our Lead Product Candidates or other future product candidates, our business will be materially harmed.***

Our Lead Product Candidates are in the early stages of development and will require preclinical studies (in the case of RGX-111 and RGX-121), substantial clinical development and testing, manufacturing bridging studies and process validation and regulatory approval prior to commercialization. Successful continued development and ultimate regulatory approval of our Lead Product Candidates is critical for our future business success and our ability to generate product revenue. We have invested, and will continue to invest, a significant portion of our financial resources in the development of our Lead Product Candidates. We will need to raise sufficient funds for, and successfully complete, our planned preclinical and future clinical trials of our Lead Product Candidates in appropriate subjects. The future regulatory and commercial success of these product candidates is subject to a number of risks, including the following:

- we may not have sufficient financial and other resources or patient availability to complete the necessary preclinical studies and clinical trials for our Lead Product Candidates;
- we may not be able to provide evidence of quality, efficacy and safety for our Lead Product Candidates;
- we do not know the degree to which our Lead Product Candidates will be accepted by patients, the medical community and third-party payors as a therapy for the respective diseases to which they relate, even if approved;
- the results of our clinical trials may not meet the level of statistical or clinical significance required by the FDA, EMA or comparable foreign regulatory bodies for marketing approval;
- subjects in our clinical trials, if any, may die or suffer other adverse effects for reasons that may or may not be related to our Lead Product Candidates;
- subjects in clinical trials, if any, undertaken by licensees under a license we grant of certain intellectual property related to our NAV Technology Platform (our NAV Technology Licensees) may die or suffer adverse effects, that may or may not be related to our NAV Technology Platform;
- certain patients' immune systems might prohibit the successful delivery of certain gene therapy products to the target tissue, thereby limiting the treatment outcomes;
- we may not successfully establish commercial manufacturing capabilities;
- if approved for treatment of Mucopolysaccharidosis Type I (MPS I), Mucopolysaccharidosis Type II (MPS II), wet age-related macular degeneration (wet AMD) and homozygous familial hypercholesterolemia (HoFH), our Lead Product Candidates will likely compete with other treatments then available, including the off-label use of products already approved for marketing and other therapies currently available or which may be developed;
- our products and products developed by our NAV Technology Licensees, if any, may not maintain a continued acceptable safety profile following regulatory approval;
- we may not maintain compliance with post-approval regulation and other requirements; and
- we may not be able to obtain, maintain or enforce our rights under our licensed patents and other intellectual property rights.

Of the large number of biologics and drugs in development in the pharmaceutical industry, only a small percentage result in the submission of a Biologics License Application (BLA) to the FDA or marketing authorization application (MAA) to the EMA and even fewer are approved for commercialization. Furthermore, even if we do receive regulatory approval to market our Lead Product

Candidates, any such approval may be subject to limitations on the indicated uses for which we may market the product. Accordingly, even if we are able to obtain the requisite financing to continue to fund our development programs, we cannot assure you that our Lead Product Candidates will be successfully developed or commercialized. If we or any of our future development partners are unable to develop, or obtain regulatory approval for, or, if approved, successfully commercialize, our Lead Product Candidates, we may not be able to generate sufficient revenue to continue our business.

***We may not be successful in our efforts to identify or discover additional product candidates.***

The success of our business depends in large part upon our ability to identify, develop and commercialize products based on our NAV Technology Platform. RGX-314 and RGX-501 are our only clinical programs and our research programs may fail to identify other potential product candidates for clinical development for a number of reasons. Our research methodology may be unsuccessful in identifying potential product candidates or our potential product candidates may be shown to have harmful side effects or may have other characteristics that may make the products unmarketable or unlikely to receive marketing approval.

If any of these events occur, we may be forced to abandon our development efforts for a program or for multiple programs, which would materially harm our business and could potentially cause us to cease operations. Research programs to identify new product candidates require substantial technical, financial and human resources. We may focus our efforts and resources on potential programs or product candidates that ultimately prove to be unsuccessful.

***We have tested only one of our viral vectors, or product candidates internally derived from these viral vectors, in our own clinical trials.***

Gene therapy development has inherent risks. Only one of our internal product candidates has ever been used in a clinical trial and our Lead Product Candidates have limited preclinical results, if any, and we may experience unexpected results in the future. We or any of our future development partners will be required to demonstrate through adequate and well-controlled clinical trials that our product candidates containing our proprietary vectors are safe and effective, with a favorable benefit-risk profile, for use in their target indications before we can seek regulatory approvals for their commercial sale. Drug development is a long, expensive and uncertain process, and delay or failure can occur at any stage of development, including after commencement of any of our clinical trials.

The results of preclinical studies and early clinical trials are not always predictive of future results. Any product candidate we or any of our future development partners advance into clinical trials, including our Lead Product Candidates, may not have favorable results in later clinical trials, if any, or receive regulatory approval. There is a high failure rate for drugs and biologic products proceeding through clinical trials. Data obtained from preclinical and clinical activities are subject to varying interpretations that may delay, limit or prevent regulatory approval. In addition, we may experience regulatory delays or rejections as a result of many factors, including due to changes in regulatory policy during the period of our product candidate development. Any such delays could materially harm our business, financial condition, results of operations and prospects.

If our NAV vectors are not shown to be safe and effective, we may not realize the value of our investment in our technology. In addition, success in early clinical trials does not mean that later clinical trials will be successful, because product candidates in later-stage clinical trials may fail to demonstrate sufficient safety or efficacy despite having progressed through initial clinical testing. Furthermore, our future trials will need to demonstrate sufficient safety and efficacy for approval by regulatory authorities in larger patient populations. Companies frequently suffer significant setbacks in advanced clinical trials, even after earlier clinical trials have shown promising results. In addition, only a small percentage of drugs under development result in the submission of a BLA to the FDA or MAA to the EMA and even fewer are approved for commercialization.

We cannot be certain that any of our current or planned clinical trials will be successful, and any safety concerns observed in any one of our current or planned clinical trials in our targeted indications could limit the prospects for regulatory approval of our product candidates in those and other indications. In addition, failure of one or more of our viral vectors, whether in our internally developed product candidates or those of our licensees, would impact the licensing of our NAV Technology Platform. Any such failure could materially harm our business, financial condition, results of operations and prospects.

***Because we are developing product candidates for the treatment of certain diseases in which there is little clinical experience and we are using new endpoints or methodologies, there is increased risk that the FDA, the EMA or other regulatory authorities may not consider the endpoints of our clinical trials to provide clinically meaningful results and that these results may be difficult to analyze.***

During the FDA review process, we will need to identify success criteria and endpoints such that the FDA will be able to determine the clinical efficacy and safety profile of our product candidates. As we are developing novel treatments for diseases in

which there is little clinical experience with new endpoints and methodologies, there is heightened risk that the FDA, the EMA or other regulatory bodies may not consider the clinical trial endpoints to provide clinically meaningful results (reflecting a tangible benefit to patients). In addition, the resulting clinical data and results may be difficult to analyze. Even if the FDA does find our success criteria to be sufficiently validated and clinically meaningful, we may not achieve the pre-specified endpoints to a degree of statistical significance. Further, even if we do achieve the pre-specified criteria, we may produce results that are unpredictable or inconsistent with the results of the non-primary endpoints or other relevant data. The FDA also weighs the benefits of a product against its risks, and the FDA may view the efficacy results in the context of safety as not being supportive of regulatory approval. The EMA and other regulatory authorities in the European Union and other countries may make similar comments with respect to these endpoints and data.

***The results from our preclinical studies or clinical trials for our Lead Product Candidates may not support as broad a marketing approval as we seek, and the FDA, the EMA or other regulatory authorities may require us to conduct additional clinical trials or evaluate subjects for an additional follow-up period.***

While we believe our Lead Product Candidates should be applicable for the treatment of patients with MPS I, MPS II, wet AMD and HoFH, the results from our preclinical and planned clinical trials may not support as broad a marketing approval as we seek. Even if we obtain regulatory approval for our Lead Product Candidates, we may be required by the FDA, the EMA or other regulatory bodies to conduct additional clinical trials to support approval of our Lead Product Candidates for patients diagnosed with different mutations of the respective diseases to which our Lead Product Candidates relate. This could result in our experiencing significant increases in costs and substantial delays in obtaining, or never obtaining, marketing approval for our Lead Product Candidates to treat patients. The inability to market our Lead Product Candidates to treat patients for the intended indications would materially harm our business, financial condition, results of operations and prospects.

***We may find it difficult to enroll patients in clinical trials, and this could delay or prevent us from proceeding with clinical trials of our product candidates.***

Identifying and qualifying patients to participate in clinical trials of our product candidates is critical to our success. The timing of our RGX-314 and RGX-501 clinical trials and other planned clinical trials, including for RGX-111 and RGX-121, depends on our ability to recruit patients to participate as well as completion of required follow-up periods. If patients are unwilling to participate in our gene therapy studies because of negative publicity from adverse events related to the biotechnology or gene therapy fields, competitive clinical trials for similar patient populations, clinical trials in products employing our vectors or our platform, the need and length of time required to discontinue other treatment or for other reasons, the timeline for recruiting patients, conducting studies and obtaining regulatory approval of our product candidates may be delayed. For example, due to the novel mechanism of our product candidates, we may implement a screening and clinical protocol that is innovative for gene therapy clinical trials, including requiring the discontinuation of some current therapies for a certain period of time before treatment administration. These delays could result in increased costs, delays in advancing our product candidates, delays in testing the effectiveness of our product candidates or termination of the clinical trials altogether.

We may not be able to identify, recruit and enroll a sufficient number of patients, or those with required or desired characteristics, to complete our planned clinical trials in a timely manner. Patient enrollment and trial completion is affected by factors including:

- size of the patient population and process for identifying subjects;
- design of the trial protocol;
- eligibility and exclusion criteria;
- perceived risks and benefits of the product candidate under study;
- perceived risks and benefits of gene therapy-based approaches to treatment of diseases;
- availability of competing therapies and clinical trials;
- severity of the disease under investigation;
- need and length of time required to discontinue other potential treatment options;
- availability of genetic testing for potential patients;
- proximity and availability of clinical trial sites for prospective subjects;

- ability to obtain and maintain subject consent;
- risk that enrolled subjects will drop out before completion of the trial;
- patient referral practices of physicians; and
- ability to monitor subjects adequately during and after treatment.

Our current product candidates are being developed to treat a variety of conditions, many of which are rare. We plan to seek marketing approvals worldwide. We may not be able to initiate or continue clinical trials if we cannot enroll a sufficient number of eligible patients to participate in the clinical trials required by the FDA, the EMA or other regulatory authorities. Our ability to successfully initiate, enroll and complete a clinical trial in any foreign country is subject to numerous risks unique to conducting business in foreign countries, including:

- difficulty in establishing or managing relationships with contract research organizations (CROs) and physicians;
- different standards for the conduct of clinical trials;
- absence in some countries of established groups with sufficient regulatory expertise for review of gene therapy protocols;
- our inability to locate qualified local consultants, physicians and partners; and
- the potential burden of complying with a variety of foreign laws, medical standards and regulatory requirements, including the regulation of pharmaceutical and biotechnology products and treatments.

If we have difficulty enrolling a sufficient number of patients to conduct our clinical trials as planned, we may need to delay, limit or terminate then ongoing or planned clinical trials, any of which would harm our business, financial condition, results of operations and prospects.

***We may encounter substantial delays in our planned clinical trials, or we may fail to demonstrate safety and efficacy to the satisfaction of applicable regulatory authorities.***

Before obtaining marketing approval from regulatory authorities for the sale of our product candidates, we must conduct extensive clinical trials to demonstrate the safety and efficacy of the product candidates. Clinical testing is expensive, time-consuming and uncertain as to outcome. We cannot guarantee that any clinical trials will be conducted as planned or completed on schedule, if at all. A failure of one or more clinical trials can occur at any stage of testing. Events that may prevent successful or timely commencement and completion of preclinical and clinical development include:

- delays in reaching a consensus with regulatory authorities on trial design;
- delays in reaching agreement on acceptable terms with prospective CROs and clinical trial sites;
- delays in opening clinical trial sites or obtaining required IRB or independent Ethics Committee approval at each clinical trial site;
- delays in recruiting suitable subjects to participate in our clinical trials, including the RGX-314 and RGX-501 clinical trials;
- imposition of a clinical hold by regulatory authorities as a result of a serious adverse event or after an inspection of our clinical trial operations or trial sites;
- failure by us, any CROs we engage or any other third parties to adhere to clinical trial requirements;
- failure to perform in accordance with the FDA good clinical practice (GCP), or applicable regulatory guidelines in the European Union and other countries;
- delays in the testing, validation, manufacturing and delivery of our product candidates to the clinical sites, including delays by third parties with whom we have contracted to perform certain of those functions;
- delays in having subjects complete participation in a trial or return for post-treatment follow-up;
- clinical trial sites or subjects dropping out of a trial;
- selection of clinical endpoints that require prolonged periods of clinical observation or analysis of the resulting data;
- occurrence of serious adverse events associated with the product candidate that are viewed to outweigh its potential benefits;

- occurrence of serious adverse events in trials of the same class of agents conducted by other sponsors; or
- changes in regulatory requirements and guidance that require amending or submitting new clinical protocols.

Any inability to successfully complete research studies, preclinical and clinical development could result in additional costs to us or impair our ability to generate revenues from product sales, regulatory and commercialization milestones and royalties. In addition, if we make manufacturing or formulation changes to our product candidates, we may need to conduct additional studies to bridge our modified product candidates to earlier versions. Clinical trial delays also could shorten any periods during which we may have the exclusive right to commercialize our product candidates or allow our competitors to bring products to market before we do, which could impair our ability to successfully commercialize our product candidates and may harm our business, financial condition, results of operations and prospects.

Additionally, if the results of our planned clinical trials are inconclusive or if there are safety concerns or serious adverse events associated with our product candidates, we may:

- be delayed in obtaining marketing approval for our product candidates, if at all;
- obtain approval for indications or patient populations that are not as broad as intended or desired;
- obtain approval with labeling that includes significant use or distribution restrictions or safety warnings;
- be subject to changes in the way the product is administered;
- be required to perform additional clinical trials to support approval or be subject to additional post-marketing testing or other requirements;
- have regulatory authorities withdraw, vary or suspend their approval of the product or impose restrictions on its distribution in the form of a modified risk evaluation and mitigation strategy;
- be subject to the addition of labeling statements, such as warnings or contraindications;
- be sued; or
- experience damage to our reputation.

***Success in preclinical studies or early clinical trials may not be indicative of results obtained in later trials.***

Results from preclinical studies or early stage clinical trials are not necessarily predictive of future clinical trial results, and interim results of a clinical trial are not necessarily indicative of final results. Our product candidates and our NAV Technology Licensees' product candidates may fail to show the desired safety and efficacy in clinical development despite positive results in preclinical studies or having successfully advanced through initial clinical trials. The clinical trial process may fail to demonstrate that any of our product candidates or our NAV Technology Licensees' product candidates are safe for humans and effective for indicated uses. This failure may cause us or the relevant NAV Technology Licensee to abandon the relevant product candidate, which could materially and adversely affect our business, financial condition, results of operations and prospects.

There is a high failure rate for drugs and biologic products proceeding through clinical trials. Many companies in the biotechnology and pharmaceutical industries have suffered significant setbacks in late-stage clinical trials even after achieving promising results in preclinical testing and earlier-stage clinical trials. Data obtained from preclinical and clinical activities are subject to varying interpretations, which may delay, limit or prevent regulatory approval. In addition, we may experience regulatory delays or rejections as a result of many factors, including due to changes in regulatory policy during the period of our product candidate development. Success in preclinical testing and early clinical trials does not ensure that later clinical trials will generate the same results or otherwise provide adequate data to demonstrate the efficacy and safety of a product candidate. The design of a clinical trial can determine whether its results will support approval of a product and flaws in the design of a clinical trial may not become apparent until the clinical trial is well advanced. Our company has limited experience in designing clinical trials and we may be unable to design and execute a clinical trial to support regulatory approval. Any of these factors could materially and adversely affect our business, financial condition, results of operations and prospects.

***Our NAV Technology Platform, our Lead Product Candidates and future product candidates, if any, or NAV Technology Licensees' product candidates, and the process for administering such product candidates may cause undesirable side effects or have other properties that could delay or prevent regulatory approval of product candidates, limit the commercial potential or result in significant negative consequences following any potential marketing approval.***

There have been several significant adverse side effects in gene therapy treatments in the past, including reported cases of leukemia in trials using lentivirus vectors and death seen in other trials using adenovirus vectors. While new recombinant vectors have been designed to reduce these side effects, gene therapy is still a relatively new approach to disease treatment and additional adverse side effects could develop. There also is the potential risk of delayed adverse events following exposure to gene therapy products due to persistent biologic activity of the genetic material or other components of products used to carry the genetic material. Possible adverse side effects that could occur with treatment with gene therapy products include an immunologic reaction early after administration which could substantially limit the effectiveness of the treatment. In previous clinical trials involving AAV vectors for gene therapy, some subjects experienced the development of a T-cell response, whereby after the vector is within the target cell, the cellular immune response system triggers the removal of transduced cells by activated T-cells. If our vectors demonstrate a similar effect, we may decide or be required to halt or delay preclinical development or clinical development of our product candidates.

In addition to side effects caused by the product candidate, the administration process or related procedures also can cause adverse side effects. If any such adverse events occur in our or third party trials, our clinical trials could be suspended or terminated.

As a result of these concerns, the FDA, the European Commission, the EMA or other regulatory authorities could order us to cease further development of, or deny approval of, our product candidates for any or all targeted indications. Even if we are able to demonstrate that all future serious adverse events are not product-related, such occurrences could affect patient recruitment or the ability of enrolled patients to complete the trial. Moreover, if we elect, or are required, to delay, suspend or terminate any clinical trial of any of our product candidates, the commercial prospects of such product candidates may be harmed and our ability to generate product revenues from any of these product candidates may be delayed or eliminated. Any of these occurrences may harm our ability to develop other product candidates and may harm our business, financial condition and prospects significantly.

Additionally, if any of our product candidates receives marketing approval, the FDA could require us to adopt a Risk Evaluation and Mitigation Strategy (REMS) to ensure that the benefits outweigh its risks. A REMS may include, among other things, a medication guide outlining the risks of the product for distribution to patients; a communication plan to health care practitioners; and elements to assure safe use, which can severely restrict the distribution of a product by, for example, requiring that health care providers receive particular training and obtain special certification prior to prescribing and dispensing the product, limiting the healthcare settings in which the product may be dispensed, and subjecting patients to monitoring and enrollment in a registry. If the FDA requires us to adopt a REMS for our products and we are unable to comply with its requirements, the FDA may deem our products to be misbranded and we may be subject to civil money penalties. The European Commission, the EMA and other regulatory authorities may, following grant of marketing authorization in their territory, impose similar obligations.

Furthermore, if we or others later identify undesirable side effects caused by one of our product candidates, several potentially significant negative consequences could result, including:

- regulatory authorities may suspend, vary or withdraw approvals of such product candidate;
- regulatory authorities may require additional warnings on the label;
- we may be required to change the way a product candidate is administered or conduct additional clinical trials;
- we could be sued and held liable for harm caused to patients; and
- our reputation may suffer.

Any of these events could prevent us from achieving or maintaining market acceptance of our NAV Technology Platform and our product candidates and could materially harm our business, prospects, financial condition and results of operations.

***We may be unable to obtain orphan drug designation or exclusivity for some product candidates. If our competitors are able to obtain orphan drug exclusivity for products that constitute the same drug and treat the same indications as our product candidates, we may not be able to have competing products approved by the applicable regulatory authority for a significant period of time.***

Regulatory authorities in some jurisdictions, including the U.S. and the European Union, may designate drugs for relatively small patient populations as orphan drugs. Under the Orphan Drug Act of 1983, the FDA may designate a product candidate as an orphan drug if it is intended to treat a rare disease or condition, which is defined under the Food, Drug and Cosmetic Act as having a

patient population of fewer than 200,000 individuals in the U.S., or a patient population greater than 200,000 in the U.S. where there is no reasonable expectation that the cost of developing the drug will be recovered from sales in the U.S. In the European Union, following the opinion of the EMA's Committee for Orphan Medicinal Products, the European Commission grants orphan drug designation to promote the development of products that are intended for the diagnosis, prevention or treatment of a life-threatening or chronically debilitating condition affecting not more than five in 10,000 persons in the European Union. Additionally, orphan designation is granted for products intended for the diagnosis, prevention or treatment of a life-threatening, seriously debilitating or serious and chronic condition and when, without incentives, it is unlikely that sales of the drug in the European Union would be sufficient to justify the necessary investment in developing the drug or biologic product.

Generally, if a product candidate with an orphan drug designation receives the first marketing approval for the indication for which it has such designation, the product is entitled to a period of marketing exclusivity, which precludes the FDA or the European Commission from approving another marketing application for a product that constitutes the same drug treating the same indication for that marketing exclusivity period, except in limited circumstances. If another sponsor receives such approval before we do (regardless of our orphan drug designation), we will be precluded from receiving marketing approval for our product for the applicable exclusivity period. The applicable period is seven years in the U.S. and 10 years in the European Union. The exclusivity period in the U.S. can be extended by six months if the BLA sponsor submits pediatric data that fairly respond to a written request from the FDA for such data. The exclusivity period in the European Union can be reduced to six years if a product no longer meets the criteria for orphan drug designation or if the product is sufficiently profitable so that market exclusivity is no longer justified. Orphan drug exclusivity may be revoked if any regulatory agency determines that the request for designation was materially defective or if the manufacturer is unable to assure sufficient quantity of the product to meet the needs of patients with the rare disease or condition.

If we request orphan drug designation for any of our product candidates, there can be no assurances that the FDA or the European Commission will grant any of our product candidates such designation. Additionally, the designation of any of our product candidates as an orphan product does not guarantee that any regulatory agency will accelerate regulatory review of, or ultimately approve, that product candidate, nor does it limit the ability of any regulatory agency to grant orphan drug designation to product candidates of other companies that treat the same indications as our product candidates prior to our product candidates receiving exclusive marketing approval.

Even if we obtain orphan drug exclusivity for a product candidate, that exclusivity may not effectively protect the product candidate from competition because different drugs can be approved for the same condition. In the U.S., even after an orphan drug is approved, the FDA may subsequently approve another drug for the same condition if the FDA concludes that the latter drug is not the same drug or is clinically superior in that it is shown to be safer, more effective or makes a major contribution to patient care. In the European Union, marketing authorization may be granted to a similar medicinal product for the same orphan indication if:

- the second applicant can establish in its application that its medicinal product, although similar to the orphan medicinal product already authorized, is safer, more effective or otherwise clinically superior;
- the holder of the marketing authorization for the original orphan medicinal product consents to a second orphan medicinal product application; or
- the holder of the marketing authorization for the original orphan medicinal product cannot supply sufficient quantities of orphan medicinal product.

***Even if we complete the necessary preclinical studies and clinical trials, we cannot predict when, or if, we will obtain regulatory approval to commercialize a product candidate and the approval may be for a narrower indication than we seek.***

We cannot commercialize a product candidate until the appropriate regulatory authorities have reviewed and approved the product candidate. Even if our product candidates meet their safety and efficacy endpoints in clinical trials, the regulatory authorities may not complete their review processes in a timely manner or we may not be able to obtain regulatory approval. Additional delays may result if an FDA Advisory Committee or other regulatory authority recommends non-approval or restrictions on approval. In addition, we may experience delays or rejections based on additional government regulation from future legislation or administrative action or based on changes in regulatory authority policy during the period of product development, clinical trials and the review process.

Regulatory authorities also may approve a product candidate for more limited indications than requested (such as approving RGX-111 only for patients with Hurler syndrome, a severe subset of MPS I patients) or they may impose significant limitations in the form of narrow indications, warnings or a REMS. These regulatory authorities may require precautions or contra-indications with respect to conditions of use or they may grant approval subject to the performance of costly post-marketing clinical trials. In addition, regulatory authorities may not approve the labeling claims that are necessary or desirable for the successful commercialization of our



product candidates. Any of the foregoing scenarios could materially harm the commercial prospects for our product candidates and materially harm our business, financial condition, results of operations and prospects.

Further, the regulatory authorities may require concurrent approval or the CE mark (a mandatory conformity assessment marking for certain products sold within the European Economic Area (EEA)) of a companion diagnostic device, since it may be necessary to use FDA-cleared or FDA-approved, or CE-marked, diagnostic tests or diagnostic tests approved by other comparable foreign regulatory authorities to diagnose patients or to assure the safe and effective use of our product candidates in trial subjects. FDA refers to such tests as *in vitro* companion diagnostic devices. The FDA has articulated a policy position that, when safe and effective use of a therapeutic product depends on a diagnostic device, the FDA generally will require approval or clearance of the companion diagnostic device at the same time that FDA approves the therapeutic product. The FDA's guidance allows for two exceptions to the general rule of concurrent drug/device approval, namely, when the therapeutic product is intended to treat serious and life-threatening conditions for which no alternative exists, and when a serious safety issue arises for an approved therapeutic agent, and no FDA-cleared or FDA-approved companion diagnostic test is yet available. It is unclear how the FDA will apply this policy to our current or future gene therapy product candidates. Should the FDA deem genetic tests used for diagnosing patients for our therapies to be *in vitro* companion diagnostics requiring FDA clearance or approval, we may face significant delays or obstacles in obtaining approval of a BLA for our product candidates. In the European Union, companion diagnostics are subject to the EU Directive on *in vitro* diagnostic medical devices and its implementation in the EU Member States. The EU laws on *in vitro* diagnostics is currently under revision. In 2016, the European Council agreed to the final text for a new regulation on *in vitro* diagnostic medical devices. The new regulation is expected to become effective in May 2017. When it takes effect, the new regulation will provide stricter requirements for *in vitro* diagnostic medical devices and impose additional obligations on manufacturers of *in vitro* diagnostic medical devices that may impact the development and authorization of our product candidates in the European Union. For example, the regulation in the current version extends the requirement for performance assessment procedures and requires greater involvement of notified bodies in the development of *in vitro* diagnostic medical devices. This may result in additional regulatory and premarket requirements to market new *in vitro* diagnostic medical devices. Companies producing *in vitro* diagnostic medical devices will be required to have a responsible person to oversee regulatory compliance. In addition, the regulation may modify the risk classification of *in vitro* diagnostic medical devices in a manner that could increase the number of products classified in higher risk classes that are subject to stricter regulation.

***Even if we obtain regulatory approval for a product candidate, our products will remain subject to regulatory oversight.***

Even if we obtain any regulatory approval for our product candidates, they will be subject to ongoing regulatory requirements for manufacturing, labeling, packaging, storage, advertising, promotion, sampling, record-keeping and submission of safety and other post-market information. Any regulatory approvals that we receive for our product candidates also may be subject to a REMS, limitations on the approved indicated uses for which the product may be marketed or to the conditions of approval, or contain requirements for potentially costly post-marketing testing, including Phase IV clinical trials, and surveillance to monitor the quality, safety and efficacy of the product. For example, the holder of an approved BLA is obligated to monitor and report adverse events and any failure of a product to meet the specifications in the BLA. FDA guidance advises that patients treated with some types of gene therapy undergo follow-up observations for potential adverse events for as long as 15 years. The holder of an approved BLA also must submit new or supplemental applications and obtain FDA approval for certain changes to the approved product, product labeling or manufacturing process. Advertising and promotional materials must comply with the FDA rules and are subject to FDA review, in addition to other potentially applicable federal and state laws. Equivalent rules apply in the European Union and other foreign countries.

In addition, product manufacturers and their facilities are subject to payment of user fees and continual review and periodic inspections by the FDA and other regulatory authorities for compliance with current good manufacturing practice (cGMP) requirements and adherence to commitments made in the BLA or foreign marketing application. If we, or a regulatory authority, discover previously unknown problems with a product, such as adverse events of unanticipated severity or frequency, or problems with the facility where the product is manufactured or disagrees with the promotion, marketing or labeling of that product, a regulatory authority may impose restrictions relative to that product, the manufacturing facility or us, including requiring recall or withdrawal of the product from the market or suspension of manufacturing.

If we fail to comply with applicable regulatory requirements following approval of any of our product candidates, a regulatory authority may take a variety of actions, including:

- issue a warning letter asserting that we are in violation of the law;
- seek an injunction or impose administrative, civil or criminal penalties or monetary fines;
- suspend, vary or withdraw regulatory approval;

- suspend any ongoing clinical trials;
- refuse to approve a pending BLA or comparable foreign marketing application (or any supplements thereto) submitted by us or our strategic partners;
- restrict the marketing or manufacturing of the product;
- seize or detain the product or otherwise require the withdrawal of the product from the market;
- refuse to permit the import or export of products; or
- refuse to allow us to enter into supply contracts, including government contracts.

Any government investigation of alleged violations of law could require us to expend significant time and resources to respond and could generate negative publicity. The occurrence of any event or penalty described above may inhibit our ability to commercialize our product candidates and harm our business, financial condition, results of operations and prospects.

In addition, the FDA's policies, and those of comparable foreign regulatory authorities, may change and additional government regulations may be enacted that could prevent, limit or delay regulatory approval of our product candidates. We cannot predict the likelihood, nature or extent of government regulation that may arise from future legislation or administrative action, either in the U.S. or abroad. If we are slow or unable to adapt to changes in existing requirements or the adoption of new requirements or policies, or if we are not able to maintain regulatory compliance, we may lose any marketing approval that we may have obtained and we may not achieve or sustain profitability, which would materially harm our business, financial condition, results of operations and prospects.

***We face significant competition in an environment of rapid technological change and there is a possibility that our competitors may achieve regulatory approval before us or develop therapies that are safer or more advanced or effective than ours, which may harm our financial condition and our ability to successfully market or commercialize our product candidates.***

The biotechnology and pharmaceutical industries, including the gene therapy field, are characterized by rapidly changing technologies, significant competition and a strong emphasis on intellectual property. We face substantial competition from many different sources, including large and specialty pharmaceutical and biotechnology companies, academic research institutions, government agencies and public and private research institutions.

We are aware of several companies focused on developing gene therapies in various indications, as well as several companies addressing other methods for modifying genes and regulating gene expression. Any advances in gene therapy technology made by a competitor may be used to develop therapies that could compete against any of our product candidates.

Many of our potential competitors, alone or with their strategic partners, have substantially greater financial, technical and other resources, such as larger research and development, clinical, marketing and manufacturing organizations. Mergers and acquisitions in the biotechnology and pharmaceutical industries may result in even more resources being concentrated among a smaller number of competitors. Our commercial opportunity could be reduced or eliminated if competitors develop and commercialize products that are safer, more effective, have fewer or less severe side effects, are more convenient or are less expensive than any products that we may develop. Competitors also may obtain FDA or other regulatory approval for their products more rapidly or earlier than we may obtain approval for ours, which could result in our competitors establishing a strong market position before we are able to enter the market. Additionally, technologies developed by our competitors may render our potential product candidates uneconomical or obsolete, and we may not be successful in marketing our product candidates against those of competitors.

In addition, as a result of the expiration or successful challenge of our patent rights, we could face more litigation with respect to the validity and/or scope of patents relating to our competitors' products. The availability of our competitors' products could limit the demand, and the price we are able to charge, for any products that we may develop and commercialize.

***Even if we obtain and maintain approval for our product candidates from the FDA, we may never obtain approval for our product candidates outside of the U.S. which would limit our market opportunities and harm our business.***

Approval of a product candidate in the U.S. by the FDA does not ensure approval of such product candidate by regulatory authorities in other countries or jurisdictions, and approval by one foreign regulatory authority does not ensure approval by regulatory authorities in other foreign countries or by the FDA. Sales of our product candidates outside of the U.S. will be subject to foreign regulatory requirements governing clinical trials and marketing approval. Even if the FDA grants marketing approval for a product candidate, comparable regulatory authorities of foreign countries also must approve the manufacturing and marketing of the product candidates in those countries. Approval procedures vary among jurisdictions and can involve requirements and administrative review

periods different from, and more onerous than, those in the U.S., including additional preclinical studies or clinical trials. In many countries outside the U.S., a product candidate must be approved for reimbursement before it can be approved for sale in that country. In some cases, the price that we intend to charge for our products, if approved, is also subject to approval. We intend to submit a marketing authorization application to EMA for approval of our product candidates by the European Commission in the European Union. However, obtaining such approval from the European Commission following the opinion of EMA is a lengthy and expensive process. Even if a product candidate is approved, the FDA or the European Commission, as the case may be, may limit the indications for which the product may be marketed, require extensive warnings on the product labeling or require expensive and time-consuming additional clinical trials or reporting as conditions of approval. Regulatory authorities in countries outside of the U.S. and the European Union also have requirements for approval of product candidates with which we must comply prior to marketing in those countries. Obtaining foreign regulatory approvals and compliance with foreign regulatory requirements could result in significant delays, difficulties and costs for us and could delay or prevent the introduction of our product candidates in certain countries.

Further, clinical trials conducted in one country may not be accepted by regulatory authorities in other countries. Also, regulatory approval for any of our product candidates may be withdrawn. If we fail to comply with the regulatory requirements, our target market will be reduced and our ability to realize the full market potential of our product candidates will be harmed and our business, financial condition, results of operations and prospects will be harmed.

### **Risks Related to Our Financial Position**

***We have incurred substantial net losses since inception, and have only had one quarter since inception with profitability. We expect to incur losses for the foreseeable future and may never again achieve or maintain profitability.***

Since inception, we have incurred substantial net losses. Our net losses for the years ended December 31, 2016, 2015 and 2014, were \$63.0 million, \$22.8 million and \$4.0 million, respectively. As of December 31, 2016, we had an accumulated deficit of \$114.6 million. We historically have financed our operations primarily through private placements of our preferred stock, our initial public offering (IPO), which closed on September 22, 2015, and sublicensing rights to our NAV Technology Platform. We have devoted substantially all of our efforts to licensing our NAV Technology Platform and to research and development, including preclinical and clinical development of our product candidates, as well as to building out our team. Our only clinical programs are RGX-314 and RGX-501, and we expect that it could be several years, if ever, before we commercialize an internal product candidate. We license certain intellectual property related to our NAV Technology Platform to third parties. Our NAV Technology Licensees have multiple preclinical studies and clinical trials in progress. However, no NAV Technology Licensee has an approved or commercialized gene therapy product based on such licensing program. We expect to generate only limited revenue, if any, from our current NAV Technology Licensees and any future NAV Technology Licensees in the near term. We expect to continue to incur significant expenses and increasing operating losses for the foreseeable future. The net losses we incur may fluctuate significantly from quarter to quarter. We anticipate that our expenses will increase substantially if, and as, we:

- further develop our sublicensing activities and NAV Technology Platform;
- continue our research studies and preclinical and clinical development of our internal product candidates, including our Lead Product Candidates;
- initiate additional preclinical studies and clinical trials for our Lead Product Candidates and future product candidates, if any;
- initiate additional activities relating to manufacturing, including building out additional laboratory and manufacturing capacity;
- seek to identify additional product candidates;
- prepare our BLA and MAA for our Lead Product Candidates and seek marketing approvals for any of our other product candidates that successfully complete clinical trials, if any;
- expand our medical affairs efforts;
- establish a sales, marketing and distribution infrastructure to commercialize any product candidates for which we may obtain marketing approval, if any;
- operate as a public company;
- maintain, expand and protect our intellectual property portfolio; and
- acquire or in-license other product candidates and technologies.

For us to become profitable, we and our NAV Technology Licensees must develop and eventually commercialize product candidates with significant market potential. This will require us and our NAV Technology Licensees to be successful in a range of business challenges, including expansion of the licensing of our NAV Technology Platform, completing preclinical studies of product candidates, commencing and completing clinical trials of product candidates, obtaining marketing approval for these product candidates, manufacturing, marketing and selling those products for which we may obtain marketing approval and satisfying any post-marketing requirements. We may never succeed in any or all of these activities and, even if we do, we may never generate revenues that are sufficient to achieve profitability. If we do achieve profitability, we may not be able to sustain or increase profitability on a quarterly or annual basis. Our failure to become and remain profitable would decrease the value of our company and could impair our ability to raise capital, maintain our research and development efforts, expand our business or continue our operations. A decline in the value of our company also could cause you to lose all or part of your investment.

***We may need to raise additional funding, which may not be available on acceptable terms, or at all. Failure to obtain this necessary capital when needed may force us to delay, limit or terminate certain of our licensing activities, product development efforts or other operations.***

We expect to require substantial future capital in order to seek to broaden licensing of our NAV Technology Platform, complete the remaining research studies, preclinical and clinical development for our Lead Product Candidates and other future product candidates, if any, and potentially commercialize these product candidates. We expect our spending levels to increase in connection with our preclinical and clinical trials, if any, of our Lead Product Candidates. In addition, if we obtain marketing approval for any of our product candidates, we expect to incur significant expenses related to product sales, medical affairs, marketing, manufacturing and distribution. Furthermore, we expect to incur additional costs associated with operating as a public company. Accordingly, we will need to obtain substantial additional funding in connection with our continuing operations. If we are unable to raise capital when needed or on attractive terms, we would be forced to delay, reduce or eliminate certain of our licensing activities, our research and development programs or other operations.

Our operations have consumed significant amounts of cash since inception. As of December 31, 2016, our cash, cash equivalents and marketable securities were \$159.0 million. We expect that our cash, cash equivalents and marketable securities as of December 31, 2016 will enable us to fund our operating expenses and capital expenditure requirements through mid-to-late 2018, based on our current business plan.

Our future capital requirements will depend on many factors, including:

- the timing of enrollment, commencement and completion of our clinical trials, including our clinical trials for RGX-314 and RGX-501;
- the results of our clinical trials, including clinical trials for RGX-314 and RGX-501;
- the results of our preclinical studies for our internal product candidates and any subsequent clinical trials;
- our planned expansion of the licensing of our NAV Technology Platform;
- the scope, progress, results and costs of drug discovery, laboratory testing, preclinical development and clinical trials, if any, for our internal product candidates;
- the costs associated with building out additional laboratory and manufacturing capacity, if any;
- the costs, timing and outcome of regulatory review of our product candidates;
- the costs of future activities, including product sales, medical affairs, marketing, manufacturing and distribution, for any of our product candidates for which we receive marketing approval;
- revenue, if any, received from commercial sale of our products, should any of our product candidates receive marketing approval;
- the costs of preparing, filing and prosecuting patent applications, maintaining and enforcing our intellectual property rights and defending any intellectual property-related claims;
- our current licensing agreements or collaborations remaining in effect;
- our ability to establish and maintain additional licensing agreements or collaborations on favorable terms, if at all;
- the extent to which we acquire or in-license other product candidates and technologies; and
- the costs associated with being a public company.

Many of these factors are outside of our control. Identifying potential product candidates and conducting preclinical testing and clinical trials is a time-consuming, expensive and uncertain process that takes years to complete, and we may never generate the necessary data or results required to obtain regulatory and marketing approval and achieve product sales. In addition, our product candidates, if approved, may not achieve commercial success. Our product revenues, if any, and any commercial milestones or royalty payments under our licensing agreements, will be derived from or based on sales of products that may not be commercially available for many years, if at all. In addition, revenue from our NAV Technology Platform sublicensing is dependent in part on the clinical and commercial success of our licensing partners. Neither we nor any of our NAV Technology Licensees have commercialized any products using our NAV Technology Platform. Accordingly, we will need to continue to rely on additional financing to achieve our business objectives.

To the extent that additional capital is raised through the sale of equity or equity-linked securities, the issuance of those securities could result in substantial dilution for our current stockholders and the terms may include liquidation or other preferences that adversely affect the rights of our current stockholders. Furthermore, the issuance of additional securities, whether equity or debt, by us, or the possibility of such issuance, may cause the market price of our common stock to decline and existing stockholders may not agree with our financing plans or the terms of such financings. Adequate additional financing may not be available to us on acceptable terms, or at all. We also could be required to seek funds through arrangements with partners or otherwise that may require us to relinquish rights to our intellectual property, our product candidates or otherwise agree to terms unfavorable to us.

***We have generated limited revenue from our NAV Technology Platform sublicensing and may not successfully expand our licensing activities.***

Our ability to generate revenue from our NAV Technology Platform sublicensing depends on the acceptance by third parties of our NAV Technology Platform as their primary gene therapy technology and our ability to market and license our technology platform. We do not anticipate generating revenues from product sales for the next several years, if ever, as described elsewhere in these risk factors and anticipate generating only limited revenue from our NAV Technology Platform sublicensing in the near future. To date, a significant portion of our revenues have been generated from the sublicensing of rights to our NAV Technology Platform. Our ability to generate future revenues from our NAV Technology Platform sublicensing depends on many factors, including:

- our NAV Technology Licensees successfully developing gene therapy products using our NAV Technology Platform;
- obtaining and maintaining market acceptance of our NAV Technology Platform as a primary gene therapy technology;
- maintaining our licensing agreements with our licensor partners, including GSK and The Trustees of the University of Pennsylvania (together with the University of Pennsylvania, Penn);
- addressing any competing technological and market developments;
- implementing additional internal systems and infrastructure, as needed;
- negotiating favorable terms in any licensing or other arrangements into which we may enter and performing our obligations in such agreements;
- maintaining, protecting and expanding our portfolio of intellectual property rights, including patents, trade secrets and know-how;
- avoiding and defending against third-party interference, infringement and other intellectual property related claims; and
- attracting, hiring and retaining qualified personnel.

***We have never generated revenue from product candidate sales and have only generated limited revenue from reagent sales.***

Our ability to generate revenue from product candidate sales depends on our ability, alone or with partners, to successfully complete the development of, and obtain the regulatory approvals necessary to commercialize, our product candidates. All of our revenues to date have been from sublicensing our NAV Technology Platform, the sale of licensed reagents to third-parties for use in research and development and grant revenue generated through research and development grant programs offered by the U.S. federal government and the European Union. Grant revenue is expected to decrease in future periods, as all grants from the U.S. federal government have been completed and we expect to incur significantly less costs under the MeusIX grant funded by the European Union. We are not currently seeking any further grant awards and do not dedicate significant resources to sales efforts for reagents. Accordingly, future revenue from reagent sales is uncertain and may fluctuate significantly from period to period. We do not anticipate generating revenues from our and our NAV Technology Licensees' product candidate sales for the next several years, if ever. Our ability to generate future revenues from product candidate sales depends heavily on our, or our NAV Technology Licensees', success in:

- completing research studies and preclinical and clinical development of product candidates and identifying new gene therapy product candidates;
- seeking and obtaining regulatory and marketing approvals for product candidates for which clinical trials are completed;
- launching and commercializing product candidates for which regulatory and marketing approval is obtained by establishing a sales force, marketing and distribution infrastructure or, alternatively, collaborating with a commercialization partner;
- negotiating favorable terms in any collaboration, licensing or other arrangements into which we may enter and performing our obligations in such collaborations;
- qualifying for adequate coverage and reimbursement by government and third-party payors for product candidates;
- maintaining and enhancing a sustainable, scalable, reproducible and transferable manufacturing process for our vectors and product candidates;
- establishing and maintaining supply and manufacturing relationships with third parties that can provide adequate, in both amount and quality, products and services to support clinical development and the market demand for product candidates, if approved;
- obtaining market acceptance of product candidates as a viable treatment option;
- addressing any competing technological and market developments;
- implementing additional internal systems and infrastructure, as needed;
- negotiating favorable terms in any collaboration, licensing or other arrangements into which we may enter and performing our obligations in such collaborations;
- maintaining, protecting and expanding our portfolio of intellectual property rights, including patents, trade secrets and know-how;
- avoiding and defending against third-party interference, infringement and other intellectual property related claims; and
- attracting, hiring and retaining qualified personnel.

Even if one or more of the product candidates that we develop is approved for commercial sale, we anticipate incurring significant costs associated with commercializing any approved product candidate. Our expenses could increase beyond expectations if we are required by the FDA, the EMA or other regulatory authorities to perform clinical and other studies in addition to those that we currently anticipate. Even if we are able to generate revenues from the sale of any approved products, we may not become profitable and may need to obtain additional funding to continue operations.

***Our limited operating history may make it difficult for you to evaluate the success of our business to date and to assess our future viability.***

We are an emerging clinical-stage company formed in July 2008. Our operations to date have predominantly focused on organizing and staffing our company, business planning, raising capital, acquiring our technology, administering and expanding our NAV Technology Platform sublicensing, identifying potential product candidates, undertaking research, preclinical studies and clinical trials of our product candidates and establishing licensing arrangements and collaborations. We have not yet demonstrated the

ability to continue expansion of our NAV Technology Platform sublicensing efforts, complete and report clinical trials of our product candidates, obtain marketing approvals, manufacture a commercial-scale product or conduct sales and marketing activities necessary for successful commercialization. Consequently, any predictions you make about our future success or viability may not be as accurate as they could be if we had a longer operating history.

In addition, as a new business, we may encounter unforeseen expenses, difficulties, complications, delays and other known and unknown factors. We are transitioning from a company with a licensing and research focus to a company that is also capable of supporting clinical development activities and we may need to transition to supporting commercial activities in the future. We may not be successful in these transitions.

***The preparation of our financial statements requires significant interpretations, estimates and judgements. Disagreements with respect to these interpretations, estimates and judgements by the Securities and Exchange Commission (SEC), the Financial Accounting Standards Board (FASB) or various other bodies could result in the restatement of our financial statements or other potential adverse effects.***

We are subject to complex tax laws, regulations, accounting principles and interpretations thereof. The preparation of our financial statements requires us to interpret accounting principles and guidance and make estimates and judgments that affect the reported amounts of assets and liabilities and the disclosure of contingent assets and liabilities at the date of the financial statements, as well as the reported revenue generated and expenses incurred during the reporting periods. Our interpretations, estimates and judgments are based on our historical experience and on various other factors that we believe are reasonable under the circumstances, the results of which form the basis for the preparation of our financial statements. U.S. generally accepted accounting principles are subject to interpretation by the SEC, the FASB and various other bodies formed to interpret and create appropriate accounting principles and guidance. In the event that one of these bodies disagrees with our accounting recognition, measurement or disclosure or any of our accounting interpretations, estimates or assumptions, it may have a significant effect on our reported results and may retroactively affect previously reported results. The need to restate our financial results could, among other potential adverse effects, result in us incurring substantial costs, affect our ability to timely file our periodic reports until such restatement is completed, divert the attention of our management and employees from managing our business, result in material changes to our historical and future financial results, result in investors losing confidence in our operating results, subject us to securities class action litigation, and cause our stock price to decline.

***If we are unable to maintain effective internal control over financial reporting, investors may lose confidence in the accuracy of our financial reports.***

As a public company, we are required to maintain internal control over financial reporting and to report any material weaknesses in such internal controls. Section 404 of the Sarbanes-Oxley Act (Section 404) requires that we evaluate and determine the effectiveness of our internal control over financial reporting and provide a management report on internal control over financial reporting. When we are no longer an emerging growth company, as defined in the Jumpstart Our Business Startups Act of 2012 (JOBS Act), our management report on internal control over financial reporting will need to be attested to by our independent registered public accounting firm. We do not expect to have our independent registered public accounting firm attest to our management report on internal control over financial reporting while we are an emerging growth company.

If we have a material weakness in our internal control over financial reporting, we may not detect errors on a timely basis and our financial statements may be materially misstated. In addition, our internal control over financial reporting will not prevent or detect all errors and fraud. Because of the inherent limitations in all control systems, no evaluation of controls can provide absolute assurance that misstatements due to error or fraud will not occur or that all control issues and instances of fraud will be detected.

If there are material weaknesses or failures in our ability to meet any of the requirements related to the maintenance and reporting of our internal controls, investors may lose confidence in the accuracy and completeness of our financial reports and that could cause the price of our common stock to decline. In addition, we could become subject to investigations by NASDAQ, the SEC or other regulatory authorities, which could require additional management attention and which could adversely affect our business.

***If we fail to establish and maintain effective internal controls, we may be unable to produce timely and accurate financial statements, and we may conclude that our internal control over financial reporting is not effective, which could adversely impact our investors' confidence and our stock price.***

In connection with the audit of our financial statements as of and for the years ended December 31, 2014 and 2013, we previously identified two material weaknesses in our internal control over financial reporting. Efforts to remediate the previously identified material weaknesses have since been completed. A material weakness is a deficiency, or a combination of deficiencies, in

internal control over financial reporting, such that there is a reasonable possibility that a material misstatement of our financial statements will not be prevented or detected on a timely basis.

Efforts to remediate previously identified material weaknesses have been completed. However, the measures we have taken to date to remediate the material weaknesses, and any measures we may take in the future, may not be sufficient to identify or successfully remediate potential future material weaknesses. In addition, no independent registered public accounting firm has ever performed an evaluation of our internal control over financial reporting in accordance with the provisions of the Sarbanes-Oxley Act because no such evaluation has been required. Had our independent registered public accounting firm performed an evaluation of our internal control over financial reporting in accordance with the provisions of the Sarbanes-Oxley Act, additional material weaknesses may have been identified. If we are unable to successfully remediate any future material weaknesses in our internal control over financial reporting, or identify any additional material weaknesses, the accuracy and timing of our financial reporting may be adversely affected, we may be unable to maintain compliance with securities law requirements regarding timely filing of periodic reports in addition to applicable stock exchange listing requirements, investors may lose confidence in our financial reporting, and our stock price may decline as a result.

### **Risks Related to Third Parties**

***We rely primarily on a sponsored research agreement with Penn for our nonclinical research and development activities and a loss of this relationship or of the principal investigator for that nonclinical research, James M. Wilson, M.D., Ph.D., would materially harm our business.***

In February 2009, we entered into an exclusive worldwide license agreement with Penn for patent and other intellectual property rights relating to a gene therapy technology platform based on certain novel recombinant AAV vectors discovered at Penn in the laboratory of our Chief Scientific Advisor, James M. Wilson. This license agreement has been amended from time to time. In February 2009, we also entered into a sponsored research agreement (the 2009 SRA) with Penn pursuant to which we fund the nonclinical research of Dr. Wilson relating to AAV gene therapy and obtain an option to acquire an exclusive worldwide license in certain intellectual property created pursuant to such 2009 SRA. In December 2014, we entered into another sponsored research agreement (the 2014 SRA) with Penn funding related nonclinical research of Dr. Wilson. The 2009 SRA and the 2014 SRA have each been amended from time to time.

Under the 2014 SRA, we fund nonclinical research at Penn and pay certain intellectual property legal and filing expenses and receive the rights to the research results. All patentable inventions conceived, created, or conceived and reduced to practice pursuant to the 2014 SRA, together with patent rights represented by or issuing from the U.S. patents and patent applications (including provisional patent applications) automatically become exclusively licensed to us under our existing licensing agreement with Penn and all research results are automatically licensed to us as know-how in our existing license agreement. Under our 2014 SRA with Penn, as amended, we have agreed to fund research at Penn through 2020. We expect to continue to amend the 2014 SRA in order to continue to fund work and receive rights to the results of the nonclinical research we fund at Penn. A loss of our relationship with Penn or Dr. Wilson could materially harm our business.

***We rely on third parties to conduct certain aspects of our clinical trials. If these third parties do not meet our deadlines or otherwise conduct the trials as required, our clinical development programs could be delayed or unsuccessful and we may not be able to obtain regulatory approval for or commercialize our product candidates when expected or at all.***

We do not have the ability to conduct all aspects of our preclinical testing or clinical trials ourselves. We are dependent on third parties to conduct the clinical trials for RGX-501 and certain aspects of our clinical trials for other product candidates and, therefore, the timing of the initiation and completion of these trials may be controlled by such third parties and may occur on substantially different timing from our estimates. Specifically, we rely on Penn to conduct our Phase I/II clinical trial for RGX-501 and we may also rely on CROs, medical institutions, clinical investigators, consultants or other third parties to conduct our trials in accordance with our clinical protocols and regulatory requirements.

There is no guarantee that Penn or any other third party on which we rely for administration and conduct of our clinical trials will devote adequate time and resources to such trials or perform as contractually required. If any such third party fails to meet expected deadlines, fails to adhere to our clinical protocols or otherwise performs in a substandard manner, our clinical trials may be extended, delayed, or terminated, which could materially harm our business. Additionally, if any of our clinical trial sites terminates for any reason, we may experience the loss of follow-up information on subjects enrolled in our ongoing clinical trials unless we are able to transfer those subjects to another qualified clinical trial site. Furthermore, principal investigators for our clinical trials may serve as scientific advisors or consultants to us from time to time and may receive cash or equity compensation in connection with such services. If these relationships and any related compensation result in perceived or actual conflicts of interest, the integrity of the



data generated at the applicable clinical trial site may be jeopardized, which could result in substantial delays in our clinical trials and materially harm our business.

***We have in the past, and in the future may, enter into licensing agreements or collaborations with third parties licensing parts of our NAV Technology Platform for the development of product candidates. If these licensing arrangements or collaborations are not successful, our business could be harmed.***

We have entered into agreements involving the licensing of parts of our NAV Technology Platform and relating to the development and commercialization of certain product candidates and plan to enter into additional licensing agreements or collaborations in the future. We have limited control over the amount and timing of resources that our current and future licensees and collaborators, including our NAV Technology Licensees, dedicate to the development or commercialization of product candidates or of products utilizing licensed components of our NAV Technology Platform. Our ability to generate revenues from these arrangements will depend on our and our licensees' and collaborators' abilities to successfully perform the functions assigned to each of us in these arrangements. In addition, our licensees and collaborators have the ability to abandon research or development projects and terminate applicable agreements. Moreover, an unsuccessful outcome in any clinical trial for which our licensee or collaborator is responsible could be harmful to the public perception and prospects of our NAV Technology Platform or internal product candidates.

Any current or future licensing agreements or future collaborations we enter into may pose risks, including the following:

- licensees or collaborators have significant discretion in determining the efforts and resources that they will apply to these licensing agreements or collaborations;
- licensees or collaborators may not perform their obligations as expected;
- the clinical trials conducted as part of these licensing agreements or collaborations may not be successful;
- subjects in clinical trials undertaken by licensees or future collaborators, including our NAV Technology Licensees, may suffer adverse effects, including death;
- licensees or collaborators may not pursue development and commercialization of any product candidates that achieve regulatory approval or may elect not to continue or renew development or commercialization programs based on clinical trial results, changes in the licensees' or collaborators' strategic focus or available funding or external factors, such as an acquisition, that divert resources or create competing priorities;
- licensees or collaborators may delay clinical trials, provide insufficient funding for clinical trials, stop a clinical trial or abandon a product candidate, repeat or conduct new clinical trials or require a new formulation of a product candidate for clinical testing;
- we may not have access to, or may be restricted from disclosing, certain information regarding product candidates being developed or commercialized under a collaboration and, consequently, may have limited ability to inform our stockholders about the status of such product candidates;
- licensees or collaborators could independently develop, or develop with third parties, products that compete directly or indirectly with our product candidates if the licensees or collaborators believe that competitive products are more likely to be successfully developed or can be commercialized under terms that are more economically attractive than ours;
- product candidates developed in collaboration with us may be viewed by our licensees or collaborators as competitive with their own product candidates or products, which may cause licensees or collaborators to cease to devote resources to the commercialization of our product candidates;
- a licensee or collaborator with marketing and distribution rights to one or more of our product candidates that achieve regulatory approval may not commit sufficient resources to the marketing and distribution of any such product candidate;
- licensees or collaborators may breach their reporting, payment, intellectual property or other obligations to us, which could prevent us from complying with our contractual obligations to GSK and Penn;
- disagreements with licensees or collaborators, including disagreements over intellectual property and other proprietary rights, contract interpretation or the preferred course of development of any product candidates, may cause delays or termination of the research, development or commercialization of such product candidates, may lead to additional responsibilities for us with respect to such product candidates or may result in litigation or arbitration, any of which would be time-consuming and expensive;

- licensees or collaborators may not properly maintain or defend our intellectual property rights or may use our proprietary information in such a way as to invite litigation that could jeopardize or invalidate our intellectual property or proprietary information or expose us to potential litigation;
- disputes may arise with respect to the ownership of our other rights to intellectual property developed pursuant to our licensing agreements or collaborations;
- licensees or collaborators may infringe or otherwise violate the intellectual property rights of third parties, which may expose us to litigation and potential liability; and
- licensing agreements or collaborations may be terminated for the convenience of the licensee or collaborator and, if terminated, we could be required to raise additional capital to pursue further development or commercialization of the applicable product candidates.

If our licensing agreements or collaborations do not result in the successful development and commercialization of products, or if one of our licensees or collaborators terminates its agreement with us, we may not receive any future milestone or royalty payments, as applicable, under the license agreement or collaboration. If we do not receive the payments we expect under these agreements, our development of product candidates could be delayed and we may need additional resources to develop our product candidates. In addition, if one of our licensees or collaborators terminates its agreement with us, we may find it more difficult to attract new licensees or collaborators and the perception of us in the business and financial communities could be harmed. All of the risks relating to product development, regulatory approval and commercialization described in this filing with the SEC apply to the activities of our licensees and collaborators.

We may in the future decide to partner or collaborate with pharmaceutical and biotechnology companies for the development and potential commercialization of our product candidates. These relationships, or those like them, may require us to incur non-recurring and other charges, increase our near- and long-term expenditures, issue securities that dilute our existing stockholders or disrupt our management and business. In addition, we could face significant competition in seeking appropriate collaborators and the negotiation process is time-consuming and complex. Our ability to reach a definitive licensing agreement or collaboration agreement will depend, among other things, upon our assessment of the collaborator's resources and expertise, the terms and conditions of the proposed collaboration and the proposed collaborator's evaluation of a variety of factors. If we license rights to product candidates, we may not be able to realize the benefit of such transactions if we are unable to successfully integrate the licensed product candidates with our existing operations.

***We may not be successful in finding strategic collaborators for continuing development of certain of our product candidates or successfully commercializing.***

We may seek to establish strategic partnerships for developing and/or commercializing certain of our product candidates, due to capital costs required to develop the product candidates or manufacturing constraints. We may not be successful in our efforts to establish such a strategic partnership or other alternative arrangements for our product candidates because our research and development pipeline may be insufficient, our product candidates may be deemed to be at too early of a stage of development for collaborative effort or third parties may not view our product candidates as having the requisite potential to demonstrate safety and efficacy or market opportunity. In addition, we may be restricted under existing collaboration agreements from entering into future agreements with potential collaborators. We cannot be certain that, following a strategic transaction or license, we will achieve an economic benefit that justifies such transaction.

If we are unable to reach agreements with suitable licensees or collaborators on a timely basis, on acceptable terms or at all, we may have to curtail the development of a product candidate, reduce or delay its development program, delay its potential commercialization, reduce the scope of any sales or marketing activities or increase our expenditures and undertake development or commercialization activities at our own expense. If we elect to fund development or commercialization activities on our own, we may need to obtain additional expertise and additional capital, which may not be available to us on acceptable terms or at all. If we fail to enter into collaborations and do not have sufficient funds or expertise to undertake the necessary development and commercialization activities, we may not be able to further develop our product candidates and our business, financial condition, results of operations and prospects may be materially harmed.

***Our reliance on third parties requires us to share our trade secrets, which increases the possibility that a competitor will discover them or that our trade secrets will be misappropriated or disclosed.***

Because we rely on third parties, including contractors, to research, develop and manufacture our product candidates, we must, at times, share trade secrets with them. We seek to protect our proprietary technology in part by entering into confidentiality

agreements and, if applicable, material transfer agreements, consulting agreements or other similar agreements with our advisors, employees, third-party contractors and consultants prior to beginning research or disclosing proprietary information. These agreements typically limit the rights of the third parties to use or disclose our confidential information, including our trade secrets. Despite the contractual provisions employed when working with third parties, these provisions may be breached, and the need to share trade secrets and other confidential information increases the risk that such trade secrets become known by our competitors, are inadvertently incorporated into the technology of others, or are disclosed or used in violation of these agreements. Given that our proprietary position is based, in part, on our know-how and trade secrets, a competitor's independent discovery of our trade secrets or other unauthorized use or disclosure would impair our competitive position and may materially harm our business.

In addition, these agreements typically restrict the ability of our advisors, employees, third-party contractors and consultants to publish data potentially relating to our trade secrets, although our agreements may contain certain limited publication rights. For example, any academic institution that we collaborate with, or may collaborate with in the future, will sometimes be granted rights to publish data arising out of such collaboration, provided that we are notified in advance and given the opportunity to delay publication for a limited time period in order for us to secure patent protection of intellectual property rights arising from the collaboration, in addition to the opportunity to remove confidential or trade secret information from any such publication. We may also conduct joint research and development programs that may require us to share trade secrets under the terms of our research and development or similar agreements. Despite our efforts to protect our trade secrets, our competitors may discover our trade secrets, either through breach of our agreements with third parties, independent development or publication of information by any of our third-party collaborators. A competitor's discovery of our trade secrets would impair our competitive position and harm our business.

## **Risks Related to Manufacturing**

***Products intended for use in gene therapies are novel, complex and difficult to manufacture. We could experience production problems that result in delays in our development or commercialization programs, limit the supply of our products or otherwise harm our business.***

We currently have development, manufacturing and testing agreements with third parties to manufacture supplies of our product candidates, in addition to our internal manufacturing laboratory. Several factors could cause production interruptions, including equipment malfunctions, facility contamination, raw material shortages or contamination, natural disasters, disruption in utility services, human error or disruptions in the operations of suppliers.

Our product candidates require processing steps that are more complex than those required for most chemical pharmaceuticals. Moreover, unlike chemical pharmaceuticals, the physical and chemical properties of biologics such as ours generally cannot be fully characterized. As a result, assays of the finished product may not be sufficient to ensure that the product will perform in the intended manner. Accordingly, we employ multiple steps to control our manufacturing process to assure that the process works and the product candidate is made strictly and consistently in compliance with the process. Problems with the manufacturing process, even minor deviations from the normal process, could result in product defects or manufacturing failures that result in lot failures, product recalls, product liability claims or insufficient inventory. We may encounter problems achieving adequate quantities and quality of clinical-grade materials that meet FDA, EMA or other comparable applicable foreign standards or specifications with consistent and acceptable production yields and costs.

In addition, the FDA, the EMA and other comparable foreign regulatory authorities may require us to submit samples of any lot of any approved product together with the protocols showing the results of applicable tests at any time. Under some circumstances, the FDA, the EMA or other comparable foreign regulatory authorities may require that we not distribute a lot until the competent authority authorizes its release. Slight deviations in the manufacturing process, including those affecting quality attributes and stability, may result in unacceptable changes in the product that could result in lot failures or product recalls. Lot failures or product recalls could cause us to delay clinical trials or product launches which could be costly to us and otherwise harm our business, financial condition, results of operations and prospects.

We also may encounter problems hiring and retaining the experienced scientific, quality control and manufacturing personnel needed to operate our manufacturing process which could result in delays in our production or difficulties in maintaining compliance with applicable regulatory requirements.

Any problems in our manufacturing process or the facilities with which we contract could make us a less attractive collaborator for potential partners, including larger pharmaceutical companies and academic research institutions, which could limit our access to additional attractive development programs. Problems in third-party manufacturing processes or facilities also could restrict our ability to meet market demand for our products. Additionally, should our manufacturing agreements with third parties be terminated for any

reason, there may be a limited number of manufacturers who would be suitable replacements and it could take a significant amount of time to transition the manufacturing to a replacement.

***Delays in obtaining regulatory approval of our manufacturing process or disruptions in our manufacturing process may delay or disrupt our commercialization efforts. To date, no cGMP gene therapy manufacturing facility in the U.S. has received approval from the FDA for the manufacture of an approved gene therapy product.***

Before we can begin to commercially manufacture our product candidates in third-party or our own facilities, we must obtain regulatory approval from the FDA for the manufacturing process and facility. A manufacturing authorization must also be obtained from the appropriate European Union regulatory authorities. The timeframe required to obtain such approval or authorization is uncertain. In addition, we must pass a pre-approval inspection of our manufacturing facility by the FDA before any of our product candidates can obtain marketing approval, if ever. In order to obtain approval, we will need to ensure that all of our processes, methods and equipment are compliant with cGMP, and perform extensive audits of vendors, contract laboratories and suppliers. If any of our vendors, contract laboratories or suppliers is found to be out of compliance with cGMP, we may experience delays or disruptions in manufacturing while we work with these third parties to remedy the violation or while we work to identify suitable replacement vendors. The cGMP requirements govern quality control of the manufacturing process and documentation policies and procedures. In complying with cGMP, we will be obligated to expend time, money and effort in production, record keeping and quality control to assure that the product meets applicable specifications and other requirements. If we fail to comply with these requirements, we would be subject to possible regulatory action and may not be permitted to sell any products that we may develop.

***We currently rely and expect to continue to rely on third parties to conduct our product manufacturing, and these third parties may not perform satisfactorily.***

We do not currently plan to independently manufacture most of the material for our planned preclinical and clinical programs. We currently rely, and expect to continue to rely, on third parties for the production of our preclinical study and planned clinical trial materials and, therefore, we can control only certain aspects of their activities.

We rely on additional third parties to manufacture ingredients of our product candidates and to perform quality testing, and reliance on these third parties entails risks to which we would not be subject if we manufactured the product candidates ourselves, including:

- reduced control for certain aspects of manufacturing activities;
- termination or nonrenewal of manufacturing and service agreements with third parties in a manner or at a time that is costly or damaging to us; and
- disruptions to the operations of our third-party manufacturers and service providers caused by conditions unrelated to our business or operations, including the bankruptcy of the manufacturer or service provider.

Any of these events could lead to clinical trial delays or failure to obtain regulatory approval, or impact our ability to successfully commercialize future product candidates. Some of these events could be the basis for FDA, EMA or other regulatory authority action, including injunction, recall, seizure or total or partial suspension of product manufacture or manufacturing authorization.

***Failure to comply with ongoing manufacturing regulatory requirements could cause us to suspend production or put in place costly or time-consuming remedial measures.***

The regulatory authorities may, at any time following approval of a product for sale, audit the manufacturing facilities for such product. If any such inspection or audit identifies a failure to comply with applicable regulations, or if a violation of product specifications or applicable regulations occurs independent of such an inspection or audit, the relevant regulatory authority may require remedial measures that may be costly or time-consuming to implement and that may include the temporary or permanent suspension of a clinical trial or commercial sales or the temporary or permanent closure of a manufacturing facility. Any such remedial measures imposed upon us or any of our third-party manufacturers could materially harm our business, financial condition, results of operations and prospects.

If we or any of our third party-manufacturers fail to comply with applicable cGMP regulations, the FDA and foreign regulatory authorities can impose regulatory sanctions including, among other things, refusal to approve a pending application for a new product

candidate or suspension or revocation of a pre-existing approval. Such an occurrence may cause our business, financial condition, results of operations and prospects to be materially harmed.

Additionally, if supply from a manufacturing facility is interrupted, there could be a significant disruption in commercial supply of our products. An alternative manufacturer would need to be qualified, through a supplement to its regulatory filing, which could result in further delay. The regulatory authorities also may require additional trials if a new manufacturer is relied upon for commercial production. Switching manufacturers may involve substantial costs and could result in a delay in our desired clinical and commercial timelines.

***Any contamination in our manufacturing process, shortages of raw materials or failure of any of our key suppliers to deliver necessary components could result in delays in our research studies, preclinical and clinical development or marketing schedules.***

Given the nature of biologics manufacturing, there is a risk of contamination during manufacturing. Any contamination could materially harm our ability to produce product candidates on schedule and could harm our results of operations and cause reputational damage.

Some of the raw materials required in our manufacturing process are derived from biologic sources. Such raw materials are difficult to procure and may be subject to contamination or recall. A material shortage, contamination, recall or restriction on the use of biologically derived substances in the manufacture of our product candidates could adversely impact or disrupt the commercial manufacturing or the production of clinical material, which could materially harm our development timelines and our business, financial condition, results of operations and prospects.

### **Risks Related to the Commercialization of Our Product Candidates**

***If we are unable to establish sales, medical affairs and marketing capabilities or enter into agreements with third parties to market and sell our product candidates, if approved, we may be unable to generate any product revenue.***

We currently have no products to sell and therefore no product sales and marketing organization. To successfully commercialize any products that may result from our development programs, we will need to develop these capabilities, either on our own or with others. The establishment and development of our own commercial team or the establishment of a contract sales force to market any products we may develop will be expensive and time-consuming and could delay any product launch. Moreover, we cannot be certain that we will be able to successfully develop this capability. We may enter into collaborations regarding one or more of our product candidates with other entities to utilize their marketing and distribution capabilities, but we may be unable to enter into such agreements on favorable terms, if at all. If any current licensees or future licensees or collaborators do not commit sufficient resources to commercialize our products, or we are unable to develop the necessary capabilities on our own, we will be unable to generate sufficient product revenue to sustain our business. We compete with many companies that currently have extensive, experienced and well-funded medical affairs, marketing and sales operations to recruit, hire, train and retain marketing and sales personnel. We also face competition in our search for third parties to assist us with the sales and marketing efforts of our product candidates. Without an internal team or the support of a third party to perform marketing and sales functions, we may be unable to compete successfully against these more established companies.

Our efforts to educate the medical community and third-party payors on the benefits of our product candidates may require significant resources and may never be successful. Such efforts may require more resources than are typically required due to the complexity and uniqueness of our potential products. If any of our product candidates is approved but fails to achieve market acceptance among physicians, patients or third-party payors, we will not be able to generate significant revenues from such product, which could materially harm our business, financial condition, results of operations and prospects.

***If we do not achieve our projected development goals in the time frames we announce and expect, the commercialization of our products may be delayed and, as a result, our stock price may decline.***

From time to time, we estimate the timing of the accomplishment of various scientific, clinical, regulatory and other product development goals, which we sometimes refer to as milestones. These milestones may include the commencement or completion of scientific studies and clinical trials and the submission of regulatory filings. From time to time, we may publicly announce the expected timing of some of these milestones. All of these milestones are and will be based on numerous assumptions. The actual timing of these milestones can vary dramatically compared to our estimates, in some cases for reasons beyond our control. If we do not meet these milestones as publicly announced, or at all, the commercialization of our products may be delayed or never achieved and, as a result, our stock price may decline.

***Our gene therapy approach utilizes vectors derived from viruses which may be perceived as unsafe or may result in unforeseen adverse events. Negative public opinion and increased regulatory scrutiny of gene therapy may damage public perception of the safety of our product candidates and harm our ability to conduct our business or obtain regulatory approvals for our product candidates.***

Gene therapy remains a novel technology, with no gene therapy product approved to date in the U.S. and only a few gene therapy products approved to date in the European Union. Public perception may be influenced by claims that gene therapy is unsafe, and gene therapy may not gain the acceptance of the public or the medical community. In particular, our success will depend upon physicians who specialize in the treatment of genetic diseases targeted by our product candidates, prescribing treatments that involve the use of our product candidates in lieu of, or in addition to, existing treatments with which they are familiar and for which greater clinical data may be available. More restrictive government regulations or negative public opinion would harm our business, financial condition, results of operations and prospects and may delay or impair the development and commercialization of our product candidates or demand for any products we may develop. For example, earlier gene therapy trials led to several well-publicized adverse events, including cases of leukemia and death seen in other trials using other vectors. Serious adverse events related to clinical trials we conduct, clinical trials involving our NAV Technology Platform conducted by others or any gene therapy products, even if such adverse events are not ultimately attributable to the relevant product candidates or products, may result in increased government regulation, unfavorable public perception, potential regulatory delays in the testing or approval of our product candidates, stricter labeling requirements for those product candidates that are approved and a decrease in demand for any such product candidates.

***Even if we receive regulatory approval, we still may not be able to successfully commercialize our Lead Product Candidates or any future product candidate, and the revenue that we generate from any approved product's sales, if any, could be limited.***

Ethical, social and legal concerns about gene therapy could result in additional regulations restricting or prohibiting our products. From time to time, public sentiment may be more adverse to commercialization of gene therapy as a therapeutic technique. Even with the requisite approvals from the FDA, the EMA and other regulatory authorities, the commercial success of our product candidates will depend, in part, on the acceptance of physicians, patients and health care payors of gene therapy products in general, and our product candidates in particular, as medically necessary, cost-effective and safe. Any product that we commercialize may not gain acceptance by physicians, patients, health care payors and others in the medical community. If these products do not achieve an adequate level of acceptance, we may not generate significant product revenue and may not become profitable. The degree of market acceptance of our product candidates will depend on a number of factors, including:

- demonstration of clinical efficacy and safety compared to other more-established products;
- the limitation of our targeted patient population and other limitations or warnings contained in any FDA, European Commission, or other comparable foreign regulatory authority-approved labeling;
- acceptance of a new formulation by health care providers and their patients;
- the prevalence and severity of any adverse effects;
- new procedures or methods of treatment that may be more effective in treating or may reduce the conditions which our products are intended to treat;
- pricing and cost-effectiveness;
- the effectiveness of our or any future collaborators' sales and marketing strategies;
- our ability to obtain and maintain sufficient third-party coverage and reimbursement from government health care programs, including Medicare and Medicaid, private health insurers and other third-party payors;
- unfavorable publicity relating to product candidates or gene therapy generally; and
- the willingness of patients to pay out-of-pocket in the absence of third-party coverage or reimbursement.

If any product candidate is approved but does not achieve an adequate level of acceptance by physicians, hospitals, healthcare payors or patients, we may not generate sufficient revenue from that product candidate and may not become or remain profitable. Our efforts to educate the medical community and third-party payors on the benefits of our Lead Product Candidates or any future product candidates may require significant resources and may never be successful. In addition, our ability to successfully commercialize our product candidates will depend on our ability to manufacture our products, differentiate our products from competing products and defend and enforce our intellectual property rights relating to our products. Additionally, if the market opportunities for our Lead Product Candidates or any future product candidates are smaller than we believe they are, our product revenues may be harmed and our business may suffer.

We focus our research and product development on treatments for severe genetic and orphan diseases. Our understanding of both the number of people who have these diseases, as well as the subset of people with these diseases who have the potential to benefit from treatment with our product candidates, are based on estimates. These estimates may prove to be incorrect and new studies may reduce the estimated incidence or prevalence of these diseases. The number of patients in the U.S., the European Union and elsewhere may turn out to be lower than expected, may not be otherwise amenable to treatment with our products or patients may become increasingly difficult to identify and access, all of which would harm our business, financial condition, results of operations and prospects.

Further, there are several factors that could contribute to making the actual number of patients who receive any products we develop less than the potentially addressable market. These include the lack of widespread availability of, and limited reimbursement for, new therapies in many underdeveloped markets. Further, the severity of the progression of a disease up to the time of treatment, especially in certain degenerative conditions such as MPS I, MPS II and wet AMD, will likely diminish the therapeutic benefit conferred by a gene therapy due to irreversible cell death. Lastly, certain patients' immune systems might prohibit the successful delivery of certain gene therapy products to the target tissue, thereby limiting the treatment outcomes.

***The insurance coverage and reimbursement status of newly-approved products is uncertain. Failure to obtain or maintain adequate coverage and reimbursement for our products, if approved, could limit our ability to market those products and decrease our ability to generate product revenue.***

We expect the cost of a single administration of gene therapy products, such as those we are developing, to be substantial, when and if they achieve regulatory approval. We expect that coverage and reimbursement by government and private payors will be essential for most patients to be able to afford these treatments. Accordingly, sales of our product candidates will depend substantially, both domestically and abroad, on the extent to which the costs of our product candidates will be paid by health maintenance, managed care, pharmacy benefit and similar healthcare management organizations, or will be reimbursed by government authorities, private health coverage insurers and other third-party payors. Coverage and reimbursement by a third-party payor may depend upon several factors, including the third-party payor's determination that use of a product is:

- a covered benefit under its health plan;
- safe, effective and medically necessary;
- appropriate for the specific patient;
- cost-effective; and
- neither experimental nor investigational.

Obtaining coverage and reimbursement for a product from third-party payors is a time-consuming and costly process that could require us to provide to the payor supporting scientific, clinical and cost-effectiveness data. We may not be able to provide data sufficient to gain acceptance with respect to coverage and reimbursement. If coverage and reimbursement are not available, or are available only at limited levels, we may not be able to successfully commercialize our product candidates. Even if coverage is provided, the approved reimbursement amount may not be adequate to realize a sufficient return on our investment.

There is significant uncertainty related to third-party coverage and reimbursement of newly approved products. In the U.S., third-party payors, including government payors such as the Medicare and Medicaid programs, play an important role in determining the extent to which new drugs and biologics will be covered and reimbursed. The Medicare and Medicaid programs increasingly are used as models for how private payors and government payors develop their coverage and reimbursement policies. Currently, no gene therapy product has been approved for coverage and reimbursement by the Centers for Medicare & Medicaid Services (CMS), the agency responsible for administering the Medicare program. It is difficult to predict what CMS will decide with respect to coverage and reimbursement for fundamentally novel products such as ours, as there is no body of established practices and precedents for these types of products. Moreover, reimbursement agencies in the European Union may be more conservative than CMS. It is difficult to predict what third-party payors will decide with respect to the coverage and reimbursement for our product candidates.

Outside the U.S., international operations generally are subject to extensive government price controls and other market regulations, and increasing emphasis on cost-containment initiatives in the European Union and other countries may put pricing pressure on us. In many countries, the prices of medical products are subject to varying price control mechanisms as part of national health systems. It also can take a significant amount of time after approval of a product to secure pricing and reimbursement for such product in many countries outside the U.S. In general, the prices of medicines under such systems are substantially lower than in the U.S. Other countries allow companies to fix their own prices for medical products, but monitor and control company profits. Additional foreign price controls or other changes in pricing regulation could restrict the amount that we are able to charge for our

product candidates. Accordingly, in markets outside the U.S., the reimbursement for our products may be reduced compared with the U.S. and may be insufficient to generate commercially reasonable product revenues.

Moreover, increasing efforts by government and third-party payors in the U.S. and abroad to cap or reduce healthcare costs may cause such organizations to limit both coverage and the level of reimbursement for new products approved and, as a result, they may not cover or provide adequate payment for our product candidates. Payors increasingly are considering new metrics as the basis for reimbursement rates, and the existing data for reimbursement based on some of these metrics is limited. Therefore, it may be difficult to project the impact of these evolving reimbursement metrics on the willingness of payors to cover candidate products that we or our partners are able to commercialize. We expect to experience pricing pressures in connection with the sale of any of our product candidates due to the trend toward managed healthcare, the increasing influence of health maintenance organizations and additional legislative changes.

Additionally, our Lead Product Candidates are designed to provide therapeutic benefit after a single administration and, therefore, the pricing and reimbursement of a single administration of our product candidates, if approved, must be adequate to support our commercial infrastructure. The downward pressure on healthcare costs in general, particularly prescription drugs and surgical procedures and other treatments, has become intense. As a result, increasingly high barriers are being erected to the entry of new products. If we are unable to obtain adequate levels of reimbursement, our ability to successfully market and sell our product candidates will be harmed. The manner and level at which reimbursement is provided for services related to our product candidates (e.g., for administration of our product to patients) is also important. Inadequate reimbursement for such services may lead to physician resistance and limit our ability to market or sell our products.

***If we obtain approval to commercialize our product candidates outside of the U.S., in particular in the European Union, a variety of risks associated with international operations could materially harm our business.***

We expect that we will be subject to additional risks in commercializing our product candidates outside the U.S., including:

- different regulatory requirements for approval of drugs and biologics in foreign countries;
- reduced protection for intellectual property rights;
- unexpected changes in tariffs, trade barriers and regulatory requirements;
- economic weakness, including inflation, or political instability in particular foreign economies and markets;
- compliance with tax, employment, immigration and labor laws for employees living or traveling abroad;
- foreign currency fluctuations, which could result in increased operating expenses and reduced revenues, and other obligations incident to doing business in another country;
- workforce uncertainty in countries where labor unrest is more common than in the U.S.;
- production shortages resulting from any events affecting raw material supply or manufacturing capabilities abroad; and
- business interruptions resulting from geopolitical actions, including war and terrorism or natural disasters including earthquakes, floods and fires.

## **Risks Related to Our Business Operations**

***We may not be successful in our efforts to identify or discover additional product candidates and may fail to capitalize on programs or product candidates that may be a greater commercial opportunity or for which there is a greater likelihood of success.***

The success of our business depends upon our ability to identify, develop and commercialize product candidates based on our NAV Technology Platform. Research programs to identify new product candidates require substantial technical, financial and human resources. Although certain of our product candidates are currently in research studies or preclinical development, we may fail to identify potential product candidates for clinical development for several reasons. For example, our research may be unsuccessful in identifying potential product candidates or our potential product candidates may be shown to have harmful side effects, may be commercially impracticable to manufacture or may have other characteristics that may make the products unmarketable or unlikely to receive marketing approval.

Additionally, because we have limited resources, we may forego or delay pursuit of opportunities with certain programs or product candidates or for indications that later prove to have greater commercial potential. Our spending on current and future research and development programs may not yield any commercially viable products. If we do not accurately evaluate the commercial potential for a particular product candidate, we may relinquish valuable rights to that product candidate through strategic



collaboration, licensing or other arrangements in cases in which it would have been more advantageous for us to retain sole development and commercialization rights to such product candidate. Alternatively, we may allocate internal resources to a product candidate in a therapeutic area in which it would have been more advantageous to enter into a partnering arrangement.

If any of these events occur, we may be forced to abandon our development efforts with respect to a particular product candidate or fail to develop a potentially successful product candidate, which could materially harm our business, financial condition, results of operations and prospects.

***Our future success depends on our ability to retain key employees, consultants and advisors and to attract, retain and motivate qualified personnel.***

We are highly dependent on members of our executive team, the loss of any of whose services may adversely impact the achievement of our objectives. While we have entered into employment agreements with each of our executive officers, any of them could leave our employment at any time, as all of our employees are “at will” employees. We currently do not have “key person” insurance on any of our employees. The loss of the services of one or more of our current employees, consultants and advisors might impede the achievement of our research, development, licensing and commercialization objectives.

Recruiting and retaining other qualified employees, consultants and advisors for our business, including scientific and technical personnel, also will be critical to our success. There currently is a shortage of skilled individuals with substantial gene therapy experience, which we believe is likely to continue. As a result, competition for skilled personnel, including in gene therapy research and vector manufacturing, is intense and the turnover rate can be high. We may not be able to attract and retain personnel on acceptable terms given the competition among numerous pharmaceutical and biotechnology companies and academic institutions for individuals with similar skill sets. In addition, failure to succeed in preclinical studies or clinical trials or applications for marketing approval may make it more challenging to recruit and retain qualified personnel. The inability to recruit, or loss of services of any of our key executives, employees, consultants or advisors may impede the progress of our research, development, licensing and commercialization objectives and materially harm our business, financial condition, results of operations and prospects.

***If we are unable to manage expected growth in the scale and complexity of our operations, our performance may suffer.***

If we are successful in executing our business strategy, we will need to expand our managerial, operational, financial and other systems and resources to manage our operations, continue our research and development and licensing activities and, in the longer term, build a sales and marketing infrastructure to support commercialization of any of our product candidates that are approved for sale. Future growth would impose significant added responsibilities on members of management. It is likely that our management, finance, development personnel, systems and facilities currently in place may not be adequate to support this future growth. Our need to effectively manage our operations, growth and product candidates requires that we continue to develop more robust business processes and improve our systems and procedures in each of these areas and to attract and retain sufficient numbers of talented employees. We may be unable to successfully implement these tasks on a larger scale and, accordingly, may not achieve our research, development and growth goals.

***Our employees, principal investigators, consultants and commercial partners may engage in misconduct or other improper activities, including non-compliance with regulatory standards and requirements and insider trading.***

We are exposed to the risk of fraud or other misconduct by our employees, principal investigators, consultants and commercial partners. Misconduct by these parties could include intentional failures to comply with FDA regulations or the regulations applicable in the European Union and other jurisdictions, provide accurate information to the FDA, the European Commission and other regulatory authorities, comply with healthcare fraud and abuse laws and regulations in the U.S. and abroad, report financial information or data accurately or disclose unauthorized activities to us. In particular, sales, marketing and business arrangements in the healthcare industry are subject to extensive laws and regulations intended to prevent fraud, misconduct, kickbacks, self-dealing and other abusive practices. These laws and regulations restrict or prohibit a wide range of pricing, discounting, marketing and promotion, sales commission, customer incentive programs and other business arrangements. Such misconduct also could involve the improper use of information obtained in the course of clinical trials or interactions with the FDA or other regulatory authorities, which could result in regulatory sanctions and cause serious harm to our reputation. We have adopted a code of business conduct applicable to all of our employees, but it is not always possible to identify and deter employee misconduct, and the precautions we take to detect and prevent this activity may not be effective in controlling unknown or unmanaged risks or losses or in protecting us from government investigations or other actions or lawsuits stemming from a failure to comply with these laws or regulations. If any such actions are instituted against us, and we are not successful in defending ourselves or asserting our rights, those actions could have a significant impact on our business, financial condition, results of operations and prospects, including the imposition of significant fines or other sanctions.

***Healthcare legislative reform measures may materially harm our business and results of operations.***

In the U.S., there have been, and continue to be, several legislative and regulatory initiatives to contain healthcare costs. For example, in March 2010, the Patient Protection and Affordable Care Act, as amended by the Health Care and Education Reconciliation Act (PPACA), was passed. PPACA made major changes in how healthcare is delivered and reimbursed, and increased access to health insurance benefits to the uninsured and underinsured population of the U.S.

PPACA, among other things, increased the number of individuals with Medicaid and private insurance coverage, implemented reimbursement policies that tie payment to quality, facilitated the creation of accountable care organizations that may use capitation and other alternative payment methodologies, strengthened enforcement of fraud and abuse laws and encouraged the use of information technology.

Such changes in the regulatory environment may also result in changes to our payor mix that may affect our operations. While PPACA is expected to increase the number of persons with covered health benefits, we cannot accurately estimate the payment rates for any additional persons that are expected to be covered by health benefits. For example, PPACA's expansion of Medicaid coverage could cause patients who otherwise would have selected private healthcare to participate in government sponsored healthcare programs, and Medicaid and other government programs typically reimburse providers at substantially lower rates than private payors. Our revenue may be adversely impacted if states pursue lower rates or cost-containment strategies as a result of any expansion of their existing Medicaid programs to include additional persons, particularly in states experiencing budget deficits. Exchanges created to facilitate coverage for new persons to be covered by health benefits may also place additional pricing pressure on all providers, regardless of payor. The full impact of many of the provisions under PPACA, or the rules adopted under PPACA, is unknown at this time. Furthermore, PPACA may be repealed or replaced with new regulations, and the full impact of any such repeal or replacement is unknown at this time. We cannot predict the ultimate content, timing or effect of any potential PPACA repeal or replacement or any other healthcare reform legislation, or the effect of such potential changes on our business.

Additional changes that may affect our business include those governing enrollment in federal healthcare programs, reimbursement changes, rules regarding prescription drug benefits under the health insurance exchanges, rules regarding fraud and abuse, and enforcement. Continued implementation of PPACA, or the repeal or replacement of PPACA, and the passage of additional laws and regulations may result in the expansion of new programs such as Medicare payment for performance initiatives, and may impact existing government healthcare programs, such as by improving the physician quality reporting system and feedback program.

Other legislative changes have been proposed and adopted in the U.S. since PPACA was enacted. For example, the Budget Control Act of 2011, among other things, created the Joint Select Committee on Deficit Reduction, or the Joint Committee, to recommend proposals in spending reductions to Congress. The Joint Committee did not achieve a targeted deficit reduction of at least \$1.2 trillion for the years 2013 through 2021, triggering the legislation's automatic reduction to several government programs, including Medicare payments. We expect that additional state and federal healthcare reform measures will be adopted in the future, any of which could limit the amounts that federal and state governments and other third-party payors will pay for healthcare products and services, which could result in reduced demand for our product candidates or additional pricing pressures and thereby adversely affect our business, financial condition and results of operations.

Additionally, in the U.S., the Biologics Price Competition and Innovation Act of 2009 created an abbreviated approval pathway for biologic products that are demonstrated to be "highly similar" or "biosimilar or interchangeable" with an FDA-approved biologic product. This new pathway could allow competitors to reference data from biologic products already approved after 12 years from the time of approval. This could expose us to potential competition by lower-cost biosimilars even if we commercialize a product candidate faster than our competitors.

The delivery of healthcare in the European Union, including the establishment and operation of health services and the pricing and reimbursement of medicines, is almost exclusively a matter for national, rather than European Union, law and policy. National governments and health service providers have different priorities and approaches to the delivery of health care and the pricing and reimbursement of products in that context. In general, however, the healthcare budgetary constraints in most European Union Member States have resulted in restrictions on the pricing and reimbursement of medicines by relevant health service providers. Coupled with ever-increasing European Union and national regulatory burdens on those wishing to develop and market products, this could prevent or delay marketing approval of our product candidates, restrict or regulate post-approval activities and affect our ability to commercialize any products for which we obtain marketing approval.

***We may be subject, directly or indirectly, to federal and state healthcare fraud and abuse laws, false claims laws and health information privacy and security laws. If we are unable to comply, or have not fully complied, with such laws, we could face substantial penalties.***

If we obtain the approval of the FDA, the European Commission or other regulatory authorities for any of our product candidates and begin commercializing those products in the U.S. or outside the U.S., our operations will be directly, or indirectly through our prescribers, customers and purchasers, subject to various federal, state and foreign fraud and abuse laws and regulations, including, without limitation, the federal Health Care Program Anti-Kickback Statute, the federal civil and criminal False Claims Act and Physician Payments Sunshine Act and regulations. These laws will impact, among other things, our proposed sales, marketing and educational programs. In addition, we may be subject to patient privacy laws by both the federal government and the states in which we conduct our business. The laws that will affect our operations include, but are not limited to:

- the federal Health Care Program Anti-Kickback Statute, which prohibits, among other things, persons or entities from knowingly and willfully soliciting, receiving, offering or paying any remuneration (including any kickback, bribe or rebate), directly or indirectly, overtly or covertly, in cash or in kind, in return for the purchase, recommendation, leasing or furnishing of an item or service reimbursable under a federal healthcare program, such as the Medicare and Medicaid programs. This statute has been interpreted to apply to arrangements between pharmaceutical manufacturers on the one hand, and prescribers, purchasers and formulary managers on the other. The PPACA amends the intent requirement of the federal Anti-Kickback Statute. A person or entity no longer needs to have actual knowledge of this statute or specific intent to violate it;
- federal civil and criminal false claims laws and civil monetary penalty laws which prohibit, among other things, individuals or entities from knowingly presenting, or causing to be presented, claims for payment or approval from Medicare, Medicaid or other government payors that are false or fraudulent. The PPACA provides and recent government cases against pharmaceutical and medical device manufacturers support the view that Federal Anti-Kickback Statute violations and certain marketing practices, including off-label promotion, may implicate the False Claims Act;
- the federal Health Insurance Portability and Accountability Act of 1996 (HIPAA), which created new federal criminal statutes that prohibit a person from knowingly and willfully executing a scheme or from making false or fraudulent statements to defraud any healthcare benefit program, regardless of the payor (e.g., public or private);
- HIPAA, as amended by the Health Information Technology for Economic and Clinical Health Act (HITECH), and its implementing regulations, and as amended again by the final HIPAA omnibus rule, Modifications to the HIPAA Privacy, Security, Enforcement, and Breach Notification Rules Under HITECH and the Genetic Information Nondiscrimination Act;
- Other Modifications to HIPAA, published in January 2013, which imposes certain requirements relating to the privacy, security and transmission of individually identifiable health information without appropriate authorization by entities subject to the rule, such as health plans, health care clearinghouses and health care providers;
- federal transparency laws, including the federal Physician Payment Sunshine Act, that require disclosure of payments and other transfers of value provided to physicians and teaching hospitals, and ownership and investment interests held by physicians and other healthcare providers and their immediate family members and applicable group purchasing organizations; and
- state and foreign law equivalents of each of the above federal laws, state laws that require drug manufacturers to report information related to payments and other transfers of value to physicians and other healthcare providers or marketing expenditures and state laws governing the privacy and security of health information in certain circumstances, many of which differ from each other in significant ways and may not have the same effect, thus complicating compliance efforts in certain circumstances, such as specific disease states.

Because of the breadth of these laws and the narrowness of the statutory exceptions and safe harbors available, it is possible that some of our business activities could be subject to challenge under one or more of such laws. If our operations are found to be in violation of any of the laws described above or any other government regulations that apply to us, we may be subject to penalties, including civil and criminal penalties, damages, fines, exclusion from participation in government health care programs, such as Medicare and Medicaid, imprisonment and the curtailment or restructuring of our operations, any of which could harm our ability to operate our business and our results of operations.

The provision of benefits or advantages to physicians to induce or encourage the prescription, recommendation, endorsement, purchase, supply, order or use of medicinal products is prohibited in the European Union. The provision of benefits or advantages to

physicians is also governed by the national anti-bribery laws of European Union Member States, such as the UK Bribery Act 2010. Infringement of these laws could result in substantial fines and imprisonment.

Payments made to physicians in certain European Union Member States must be publically disclosed. Moreover, agreements with physicians often must be the subject of prior notification and approval by the physician's employer, his or her competent professional organization and/or the regulatory authorities of the individual European Union Member States. These requirements are provided in the national laws, industry codes or professional codes of conduct, applicable in the European Union Member States. Failure to comply with these requirements could result in reputational risk, public reprimands, administrative penalties, fines or imprisonment.

The collection and use of personal health data in the European Union, presently governed by the provisions of the Data Protection Directive, will be replaced with the General Data Protection Regulation (GDPR). The GDPR will impose several requirements relating to the consent of the individuals to whom the personal data relates, the information provided to the individuals, the security and confidentiality of the personal data, data breach notification and using third party processors in connection with the processing of the personal data. The GDPR will also impose strict rules on the transfer of personal data out of the European Union to the U.S. Failure to comply with the requirements of the GDPR and the applicable national data protection laws of the European Union Member States may result in fines and other administrative penalties. The GDPR will introduce substantial fines for breaches of the data protection rules. The GDPR was adopted in April 2016 and is expected to become enforceable in 2018. Once it is enforceable, the GDPR may increase our responsibility and liability in relation to personal data that we process. To comply with the new data protection rules imposed by the GDPR we may be required to put in place additional mechanisms ensuring compliance. This may be onerous and adversely affect our business, financial condition, results of operations and prospects.

***Product liability lawsuits against us could cause us to incur substantial liabilities and could limit licensing of our NAV Technology Platform or commercialization of any product candidates that we may develop.***

We face an inherent risk of product liability exposure related to our licensed NAV Technology Platform and the testing of our product candidates in clinical trials and may face an even greater risk if products utilizing our NAV Technology Platform are commercialized. If we cannot successfully defend ourselves against claims that our technology or product candidates caused injuries, we could incur substantial liabilities. Regardless of merit or eventual outcome, liability claims may result in:

- decreased demand for our technology, including any product candidates that we may develop;
- loss of revenue;
- substantial monetary awards to trial participants or patients;
- significant time and costs to defend the related litigation;
- withdrawal of clinical trial participants;
- the inability to license our NAV Technology Platform or commercialize any product candidates that we may develop; and
- injury to our reputation and significant negative media attention.

Although we maintain product liability insurance coverage, this insurance may not be adequate to cover all liabilities that we may incur. We anticipate that we will evaluate the need to increase our insurance coverage each time we commence a clinical trial and may from time to time purchase additional coverage for clinical trials. We may need to increase our product liability insurance coverage if we successfully commercialize any product candidates. Insurance coverage is increasingly expensive and we may not be able to maintain insurance coverage at a reasonable cost or in an amount adequate to satisfy any liability that may arise.

***If we, our development partners, including our NAV Technology Licensees, or our third-party manufacturers or suppliers fail to comply with environmental, health and safety laws and regulations, we could become subject to fines or penalties or incur costs that could materially harm the success of our business.***

We, our development partners, including our NAV Technology Licensees, and our third-party manufacturers and suppliers are subject to numerous environmental, health and safety laws and regulations, including those governing laboratory procedures and the generation, handling, use, storage, treatment, manufacture, transportation and disposal of, and exposure to, hazardous materials and wastes, as well as laws and regulations relating to occupational health and safety. Our operations involve the use of hazardous and flammable materials, including chemicals and biologic and radioactive materials. Our operations and the operations of our development partners and third-party manufacturers and suppliers also produce hazardous waste products. We cannot eliminate the risk of contamination or injury from these materials. In the event of contamination or injury resulting from the use of hazardous

materials by us, our development partners or our third-party manufacturers or suppliers, we could be held liable for any resulting damages, and any liability could exceed our resources. We also could incur significant costs associated with civil or criminal fines and penalties.

Although we maintain workers' compensation insurance for certain costs and expenses we may incur due to work-related injuries to our employees, this insurance may not provide adequate coverage against potential liabilities. We do not maintain insurance for toxic tort claims that may be asserted against us in connection with our storage or disposal of biologic, hazardous or radioactive materials.

In addition, we may incur substantial costs in order to comply with current or future environmental, health and safety laws and regulations, which have tended to become more stringent over time. These current or future laws and regulations may impair us or our development partners', including our NAV Technology Licensees', research, development or production efforts. Failure to comply with these laws and regulations also may result in substantial fines, penalties or other sanctions or liabilities, which could materially harm our business, financial condition, results of operations and prospects.

***Unfavorable global economic conditions could harm our business, financial condition or results of operations.***

Our results of operations could be harmed by general conditions in the global economy and in the global financial markets. The most recent global financial crisis caused extreme volatility and disruptions in the capital and credit markets. A severe or prolonged economic downturn, such as the most recent global financial crisis, could result in a variety of risks to our business, including weakened demand for our product candidates and our ability to raise additional capital when needed on acceptable terms, if at all. This is particularly true in the European Union, which is undergoing a continued severe economic crisis. A weak or declining economy could strain our suppliers, possibly resulting in supply disruption, or cause delays in payments for our services by third-party payors or our future collaborators. Any of the foregoing could harm our business and we cannot anticipate all of the ways in which the current economic climate and financial market conditions could harm our business.

Additionally, in June 2016, a majority of United Kingdom (UK) voters voted for the UK to exit the European Union (Brexit). The timing and completion of Brexit is subject to judicial and parliamentary developments in the UK. The economic effects of Brexit will depend on any agreements the UK makes to retain access to European Union markets either during a transitional period or more permanently. Brexit could adversely affect European and worldwide economic or market conditions and could contribute to instability in global financial markets. Brexit is likely to lead to legal uncertainty and potentially divergent national laws and regulations as the UK determines which European Union laws to replace or replicate. Any of these effects of Brexit, and any other effects we cannot anticipate, could adversely affect our business, business opportunities, results of operations, financial condition and cash flows.

***We and third parties on which we rely may be harmed by natural disasters and our business continuity and disaster recovery plans may not adequately protect us from a serious disaster.***

Natural disasters could severely disrupt our operations or the operations of our third parties' manufacturing or supply facilities and materially harm our business, financial condition, results of operations and prospects. If a natural disaster, power outage or other event occurred that prevented us from using all or a significant portion of our headquarters, that damaged critical infrastructure or that otherwise disrupted operations, it may be difficult or, in certain cases, impossible for us to continue our business for a substantial period of time. The disaster recovery and business continuity plans we have in place currently are limited and may not prove adequate in the event of a serious disaster or similar event. Our third party manufacturing and supply facilities, as well as substantially all of our current supply of product candidates, are located in a small number of geographic locations, and should a natural disaster, power outage or other event occur that affects one of our third party manufacturing or supply facilities, manufacturing or supply delays may result should we need to transfer manufacturing or supply operations to another facility. We may incur substantial expenses as a result of the limited nature of our disaster recovery and business continuity plans, which could materially harm our business, financial condition, results of operations and prospects.

***Our internal computer systems, or those of our collaborators or other contractors or consultants, may fail or suffer security breaches, which could result in a material disruption of our licensing and product development programs.***

Our internal computer systems and those of our current and any future collaborators and other contractors or consultants are vulnerable to damage from computer viruses, unauthorized access, natural disasters, terrorism, war and telecommunication and electrical failures. While we have not experienced any such material system failure, accident or security breach to date, if such an event were to occur and cause interruptions in our operations, it could result in a material disruption of our licensing and development programs and our business operations, whether due to a loss of our trade secrets or other proprietary information or other similar disruptions. For example, the loss of clinical trial data from completed or future clinical trials could result in delays in our regulatory

approval efforts and significantly increase our costs to recover or reproduce the data. To the extent that any disruption or security breach were to result in a loss of, or damage to, our data or applications, or inappropriate disclosure of confidential or proprietary information, we could incur liability, our competitive position could be harmed and the further licensing of our NAV Technology Platform and development and commercialization of our product candidates could be delayed.

***We are increasingly dependent on information technology systems, infrastructure and data.***

We are increasingly dependent upon information technology systems, infrastructure and data. Our computer systems may be vulnerable to service interruption or destruction, malicious intrusion and random attack. Security breaches pose a risk that sensitive data, including intellectual property, trade secrets or personal information may be exposed to unauthorized persons or to the public. Cyber-attacks are increasing in their frequency, sophistication and intensity, and have become increasingly difficult to detect. Cyber-attacks could include the deployment of harmful malware, denial-of service, social engineering and other means to affect service reliability and threaten data confidentiality, integrity and availability. Our key business partners face similar risks, and a security breach of their systems could adversely affect our security posture. While we continue to invest in data protection and information technology, there can be no assurance that our efforts will prevent service interruptions, or identify breaches in our systems, that could adversely affect our business and operations and/or result in the loss of critical or sensitive information, which could result in financial, legal, business or reputational harm.

***Our customers are concentrated and therefore the loss of a significant customer may harm our business.***

We rely on third parties for aspects of our business. Our revenue for the years ended December 31, 2016 and 2015, consisted of license revenue, grant revenue and the sale of licensed reagents to third-parties for use in research and development. Two customers accounted for approximately 68% of our total revenue for the year ended December 31, 2016. No other customer accounted for more than 10% of revenue for the year ended December 31, 2016. Three customers accounted for approximately 79% of our total revenue for the year ended December 31, 2015. No other customer accounted for more than 10% of revenue in 2015. Future license revenue is uncertain due to the contingent nature of our licenses granted to third-parties. We expect grant revenue to decrease in the future as we are not currently seeking any further grant awards. We do not dedicate significant resources to sales efforts for reagents and, accordingly, future revenue from sales of reagents is uncertain and may fluctuate significantly from period to period.

**Risks Related to Our Intellectual Property**

***Our rights to license our NAV Technology Platform and to develop and commercialize our product candidates are subject, in part, to the terms and conditions of licenses granted to us by others.***

We do not currently own any patents, and we are heavily reliant upon licenses to certain patent rights and proprietary technology from third parties that are important or necessary to the development of our technology and products, including technology related to our manufacturing process and our gene therapy product candidates. These and other licenses may not provide exclusive rights to use such intellectual property and technology in all relevant fields of use and in all territories in which we may wish to license our platform or develop or commercialize our technology and products in the future. As a result, we may not be able to prevent competitors from developing and commercializing competitive products in territories not included in all of our licenses. For example, under our license agreement with GSK, GSK retained certain exclusive and non-exclusive rights under the patent rights that it licensed from Penn.

Licenses to additional third-party technology that may be required for our licensing or development programs may not be available in the future or may not be available on commercially reasonable terms, or at all, which could materially harm our business and financial condition.

In some circumstances, we may not have the right to control the preparation, filing and prosecution of patent applications, or to maintain or enforce the patents, covering technology that we license from third parties. For example, under our license agreement with Penn, Penn is entitled to control the preparation, prosecution and maintenance of the patent rights licensed to us. However, if we determine that we desire a greater degree of control over such patent rights, the Penn license agreement provides that Penn will work in good faith with us to enter into an arrangement for such additional control with reimbursement by us of certain expenses. If our licensors fail to maintain such patents, or lose rights to those patents or patent applications, the rights we have licensed may be reduced or eliminated and our right to develop and commercialize any of our products that are the subject of such licensed rights could be impacted. In addition to the foregoing, the risks associated with patent rights that we license from third parties will also apply to patent rights we may own in the future.

Furthermore, the research resulting in certain of our licensed patent rights and technology was funded by the U.S. government. As a result, the government may have certain rights, or march-in rights, to such patent rights and technology. When new technologies are developed with government funding, the government generally obtains certain rights in any resulting patents, including a non-exclusive license authorizing the government to use the invention for non-commercial purposes. These rights may permit the government to disclose our confidential information to third parties and to exercise march-in rights to use or allow third parties to use our licensed technology. The government can exercise its march-in rights if it determines that action is necessary because we fail to achieve practical application of the government-funded technology, because action is necessary to alleviate health or safety needs, to meet requirements of federal regulations or to give preference to U.S. industry. In addition, our rights in such inventions may be subject to certain requirements to manufacture products embodying such inventions in the U.S. Any exercise by the government of such rights could harm our competitive position, business, financial condition, results of operations and prospects.

***If we are unable to obtain and maintain patent protection for our products and technology, or if the scope of the patent protection obtained is not sufficiently broad, our competitors could develop and commercialize products and technology similar or identical to ours, and our ability to successfully license our NAV Technology Platform and commercialize our products and technology may be harmed.***

Our success depends, in large part, on our ability to obtain and maintain patent protection in the U.S. and other countries with respect to our proprietary NAV Technology Platform, our product candidates and our manufacturing technology. Our licensors have sought and we intend to seek to protect our proprietary position by filing patent applications in the U.S. and abroad related to many of our novel technologies and product candidates that are important to our business.

The patent prosecution process is expensive, time-consuming and complex, and we may not be able to file, prosecute, maintain, enforce or license all necessary or desirable patent applications at a reasonable cost or in a timely manner. In addition, certain patents in the field of gene therapy that may have otherwise potentially provided patent protection for certain of our product candidates have expired or will soon expire. In some cases, the work of certain academic researchers in the gene therapy field has entered the public domain, which we believe precludes our ability to obtain patent protection for certain inventions relating to such work. It is also possible that we will fail to identify patentable aspects of our research and development output before it is too late to obtain patent protection.

We are a party to intellectual property license agreements with GSK and Penn, each of which is important to our business, and other entities and we expect to enter into additional license agreements in the future. Our existing license agreements impose, and we expect that future license agreements will impose, various diligence, development and commercialization timelines, milestone payments, royalties and other obligations on us. If we or our licensees fail to comply with our obligations under these agreements, or we are subject to a bankruptcy, the licensor may have the right to terminate the license, in which event we would not be able to market products covered by the license.

The patent position of biotechnology and pharmaceutical companies generally is highly uncertain, involves complex legal and factual questions and has, in recent years, been the subject of much litigation. As a result, the issuance, scope, validity, enforceability and commercial value of our patent rights are highly uncertain. Our pending and future patent applications may not result in patents being issued which protect our technology or product candidates or which effectively prevent others from commercializing competitive technologies and product candidates. Changes in either the patent laws or interpretation of the patent laws in the U.S. and other countries may diminish the value of our patents or narrow the scope of our patent protection.

We may not be aware of all third-party intellectual property rights potentially relating to our technology and product candidates. Publications of discoveries in the scientific literature often lag the actual discoveries, and patent applications in the U.S. and other jurisdictions are typically not published until 18 months after filing or, in some cases, not at all. Therefore, we cannot be certain that we were the first to make the inventions claimed in any owned or any licensed patents or pending patent applications, or that we were the first to file for patent protection of such inventions.

Even if the patent applications we license or may own in the future do issue as patents, they may not issue in a form that will provide us with any meaningful protection, prevent competitors or other third parties from competing with us or otherwise provide us with any competitive advantage. Our competitors or other third parties may avail themselves of safe harbor under the Drug Price Competition and Patent Term Restoration Act of 1984 (Hatch-Waxman Amendments) to conduct research and clinical trials and may be able to circumvent our patents by developing similar or alternative technologies or products in a non-infringing manner.

The issuance of a patent is not conclusive as to its inventorship, scope, validity or enforceability, and our patents may be challenged in the courts or patent offices in the U.S. and abroad. Such challenges may result in loss of exclusivity or in patent claims being narrowed, invalidated or held unenforceable, which could limit our ability to stop others from using or commercializing similar or identical technology and products, or limit the duration of the patent protection of our technology and product candidates. Given the

amount of time required for the development, testing and regulatory review of new product candidates, patents protecting such candidates might expire before or shortly after such candidates are commercialized. As a result, our intellectual property may not provide us with sufficient rights to exclude others from commercializing products similar or identical to ours.

***Our intellectual property licenses with third parties may be subject to disagreements over contract interpretation, which could narrow the scope of our rights to the relevant intellectual property or technology or increase our financial or other obligations to our licensors.***

The agreements under which we currently license intellectual property or technology from third parties are complex, and certain provisions in such agreements may be susceptible to multiple interpretations. The resolution of any contract interpretation disagreement that may arise could narrow what we believe to be the scope of our rights to the relevant intellectual property or technology, or increase what we believe to be our financial or other obligations under the relevant agreement, either of which could materially harm our business, financial condition, results of operations and prospects.

***If we fail to comply with our obligations in the agreements under which we license intellectual property rights from third parties or otherwise experience disruptions to our business relationships with our licensors, we could lose license rights that are important to our business.***

We have entered into license agreements with third parties and may need to obtain additional licenses from others to advance our research, to expand our licensing program or to allow commercialization of our product candidates. It is possible that we may be unable to obtain additional licenses at a reasonable cost or on reasonable terms, if at all. In that event, we may be required to expend significant time and resources to redesign our technology or product candidates or the methods for manufacturing them or to develop or license replacement technology, all of which may not be feasible on a technical or commercial basis. If we are unable to do so, we may be unable to redesign our platform technology or to develop or commercialize the affected product candidates, which could materially harm our business. We cannot provide any assurances that third-party patents do not exist which might be enforced against our current platform technology, manufacturing methods, product candidates or future methods or products, resulting in either an injunction prohibiting our licensing, manufacture or sales, or, with respect to our sales, an obligation on our part to pay royalties and/or other forms of compensation to third parties.

In each of our existing license agreements, and we expect in our future agreements, patent prosecution of our licensed technology is controlled primarily by the licensor, and we are required to reimburse the licensor for certain costs of patent prosecution and maintenance. If our licensors fail to obtain and maintain patent or other protection for the proprietary intellectual property we license from them, we could lose our rights to the intellectual property or our exclusivity with respect to those rights, and our competitors could market competing products using the intellectual property. Further, in each of our license agreements we could be responsible for bringing actions against any third party for infringing on the patents we have licensed if our licensor elects not to enforce its rights against the infringing third party. Certain of our license agreements in which we are the licensee also require us to meet development milestones to maintain the license, including establishing a set timeline for developing and commercializing products and minimum diligence obligations in developing and commercializing the product. Disputes may arise regarding intellectual property subject to a licensing agreement, including:

- the scope of rights granted under the license agreement and other interpretation-related issues;
- the extent to which our technology and processes infringe on or otherwise violate intellectual property of the licensor that is not subject to the licensing agreement;
- the sublicensing of patent and other intellectual property rights under our collaborative development relationships;
- our diligence obligations under the license agreement and what activities satisfy those diligence obligations;
- the inventorship or ownership of inventions and know-how resulting from the joint creation or use of intellectual property by our licensors and us and our partners; and
- the priority of invention of patented technology.

If disputes over intellectual property that we have licensed prevent or impair our ability to maintain our current licensing arrangements on acceptable terms, we may be unable to successfully develop and commercialize the affected product candidates.



***We may not be successful in obtaining necessary rights to our product candidates through acquisitions and in-licenses.***

We currently have rights to intellectual property, through licenses from third parties, to develop our product candidates. Because our programs may require the use of intellectual property or other proprietary rights held by third parties, the growth of our business may depend, in part, on our ability to acquire, in-license or use such intellectual property and proprietary rights. We may be unable to acquire or in-license any compositions, methods of use, processes (and patents for such technology) or other intellectual property rights from third parties that we identify as necessary for our technology platform and product candidates. The licensing or acquisition of third-party intellectual property rights is a competitive area, and several more established companies may pursue strategies to license or acquire third-party intellectual property rights that we may consider attractive. These established companies may have a competitive advantage over us due to their size, capital resources and greater clinical development and commercialization capabilities. In addition, companies that perceive us to be a competitor may be unwilling to license rights to us. We also may be unable to license or acquire third party intellectual property rights on terms that would allow us to make an appropriate return on our investment.

We sometimes collaborate with non-profit and academic institutions to accelerate our preclinical research or development under written agreements with these institutions. Some of these institutions may provide us with an option to negotiate a license to any of the institution's rights in technology resulting from the collaboration, and under our relationship with Penn, any patentable inventions developed under our 2014 SRA automatically accrue to our existing license with Penn. Regardless of such option, we may be unable to negotiate a license within the specified timeframe or under terms that are acceptable to us. If we are unable to do so, the institution may offer the intellectual property rights to other parties, potentially blocking our ability to pursue our program.

If we are unable to successfully obtain rights to required third-party intellectual property rights or maintain the existing intellectual property rights we have, we may have to abandon development of the relevant program or product candidate and our business, financial condition, results of operations and prospects could suffer.

***Obtaining and maintaining our patent protection depends on compliance with various procedural, document submission, fee payment and other requirements imposed by government patent agencies, and our patent protection could be reduced or eliminated for non-compliance with these requirements.***

Periodic maintenance fees, renewal fees, annuity fees and various other government fees on patents and/or applications will be due to be paid to the U.S. Patent and Trademark Office (USPTO) and various patent agencies outside of the U.S. over the lifetime of our licensed patents and/or applications and any patent rights we may own or license in the future. We rely on our licensing partners to pay these fees due to non-U.S. patent agencies with respect to our licensed patent rights. The USPTO and various non-U.S. government patent agencies require compliance with several procedural, documentary, fee payment and other similar provisions during the patent application process. We employ reputable law firms and other professionals to help us comply and we are also dependent on our licensors to take the necessary action to comply with these requirements with respect to our licensed intellectual property. In many cases, an inadvertent lapse can be cured by payment of a late fee or by other means in accordance with the applicable rules. There are situations, however, in which non-compliance can result in abandonment or lapse of the patent or patent application, resulting in partial or complete loss of patent rights in the relevant jurisdiction. In such an event, potential competitors might be able to enter the market and this circumstance could materially harm our business.

***We may not be able to protect our intellectual property rights throughout the world.***

Filing, prosecuting and defending patents on our platform technology or product candidates in all countries throughout the world would be prohibitively expensive, and our intellectual property rights in some countries outside the U.S. could be less extensive than those in the U.S. Although our license agreements with Penn and GSK grant us worldwide rights, certain of our in-licensed U.S. patent rights lack corresponding foreign patents or patent applications. For example, under our license agreement with the Regents of the University of Minnesota, our rights are limited to those countries and territories, including the U.S., in which a licensed patent has been issued and is unexpired or a licensed patent application is pending. In addition, the laws of some foreign countries do not protect intellectual property rights to the same extent as federal and state laws in the U.S. Consequently, we may not be able to prevent third parties from practicing our inventions in all countries outside the U.S., or from selling or importing products made using our inventions in and into the U.S. or other jurisdictions. Competitors may use our technologies in jurisdictions where we have not obtained patent protection to develop their own products and, further, may export otherwise infringing products to territories where we have patent protection, but enforcement is not as strong as that in the U.S. These products may compete with our products and our patents or other intellectual property rights may not be effective or sufficient to prevent them from competing.

Many companies have encountered significant problems in protecting and defending intellectual property rights in foreign jurisdictions. The legal systems of certain countries, particularly certain developing countries, do not favor the enforcement of patents, trade secrets and other intellectual property protection, particularly those relating to biotechnology products, which could make it

difficult for us to stop the infringement of our patents or marketing of competing products in violation of our proprietary rights generally. Proceedings to enforce our patent rights in foreign jurisdictions could result in substantial costs and divert our efforts and attention from other aspects of our business, could put our patents at risk of being invalidated or interpreted narrowly and our patent applications at risk of not issuing and could provoke third parties to assert claims against us. We may not prevail in any lawsuits that we initiate and the damages or other remedies awarded, if any, may not be commercially meaningful. Accordingly, our efforts to enforce our intellectual property rights around the world may be inadequate to obtain a significant commercial advantage from the intellectual property that we develop or license.

***Issued patents covering our NAV Technology Platform or our product candidates could be found invalid or unenforceable if challenged in court. We may not be able to protect our trade secrets in court.***

If one of our licensing partners or we initiate legal proceedings against a third party to enforce a patent covering our NAV Technology Platform or one of our product candidates, the defendant could counterclaim that the patent covering our product candidate is invalid or unenforceable. In patent litigation in the U.S., defendant counterclaims alleging invalidity or unenforceability are commonplace. Grounds for a validity challenge could be an alleged failure to meet any of several statutory requirements, including subject-matter eligibility, novelty, non-obviousness, written description or enablement. Grounds for an unenforceability assertion could be an allegation that someone connected with prosecution of the patent withheld information material to patentability from the USPTO, or made a misleading statement, during prosecution. Third parties also may raise similar claims before administrative bodies in the U.S. or abroad, even outside the context of litigation. Such mechanisms include re-examination, post grant review, *inter partes* review and equivalent proceedings in foreign jurisdictions. Such proceedings could result in the revocation or cancellation of or amendment to our patents in such a way that they no longer cover our NAV Technology Platform or our product candidates. The outcome following legal assertions of invalidity and unenforceability is unpredictable. With respect to the validity question, for example, we cannot be certain that there is no invalidating prior art, of which the patent examiner and we or our licensing partners were unaware during prosecution. If a defendant were to prevail on a legal assertion of invalidity or unenforceability, we could lose at least part, and perhaps all, of the patent protection on one or more of our product candidates. Such a loss of patent protection could materially harm our business.

In addition to the protection afforded by patents, we rely on trade secret protection and confidentiality agreements to protect proprietary know-how that is not patentable or that we elect not to patent, processes for which patents are difficult to enforce and any other elements of our technology, product candidate discovery and development processes that involve proprietary know-how, information or technology that is not covered by patents. However, trade secrets can be difficult to protect and some courts inside and outside the U.S. are less willing or unwilling to protect trade secrets. We seek to protect our proprietary technology and processes, in part, by entering into confidentiality agreements with our employees, consultants, scientific advisors and contractors. We cannot guarantee that we have entered into such agreements with each party that may have or have had access to our trade secrets or proprietary technology and processes. We also seek to preserve the integrity and confidentiality of our data and trade secrets by maintaining physical security of our premises and physical and electronic security of our information technology systems. While we have confidence in these individuals, organizations and systems, agreements or security measures may be breached, and we may not have adequate remedies for any breach. In addition, our trade secrets may otherwise become known or be independently discovered by competitors.

***Third parties may initiate legal proceedings alleging that we are infringing their intellectual property rights, the outcome of which would be uncertain and could materially harm our business.***

Our commercial success depends, in part, upon our ability to license our NAV Technology Platform, and on our NAV Technology Licensees' ability to develop, manufacture, market and sell our product candidates and use our proprietary technologies without infringing or otherwise violating the proprietary rights and intellectual property of third parties. The biotechnology and pharmaceutical industries are characterized by extensive and complex litigation regarding patents and other intellectual property rights. We may in the future become party to, or be threatened with, adversarial proceedings or litigation regarding intellectual property rights with respect to our product candidates and technology, including interference proceedings, post grant review and *inter partes* review before the USPTO. Third parties may assert infringement claims against us based on existing patents or patents that may be granted in the future, regardless of their merit. There is a risk that third parties may choose to engage in litigation with us to enforce or to otherwise assert their patent rights against us. Even if we believe such claims are without merit, a court of competent jurisdiction could hold that these third-party patents are valid, enforceable and infringed, which could materially harm our ability to license our technology platform or commercialize our Lead Product Candidates or any future product candidates or technologies covered by the asserted third-party patents. In order to successfully challenge the validity of any such U.S. patent in federal court, we would need to overcome a presumption of validity. As this burden is a high one requiring us to present clear and convincing evidence as to the invalidity of any such U.S. patent claim, there is no assurance that a court of competent jurisdiction would invalidate the claims of any such U.S. patent. If we are found to infringe a third party's valid and enforceable intellectual property rights, we could be required to

obtain a license from such third party to continue licensing, developing, manufacturing and marketing our product candidates and technology. However, we may not be able to obtain any required license on commercially reasonable terms or at all. Even if we were able to obtain a license, it could be non-exclusive, thereby giving our competitors and other third parties access to the same technologies licensed to us, and it could require us to make substantial licensing and royalty payments. We could be forced, including by court order, to cease licensing, developing, manufacturing and commercializing the infringing technology or product candidates. In addition, we could be found liable for monetary damages, including treble damages and attorneys' fees, if we are found to have willfully infringed a patent or other intellectual property right. A finding of infringement could prevent us from licensing our technology platform or manufacturing and commercializing our product candidates or force us to cease some of our business operations, which could materially harm our business. Claims that we have misappropriated the confidential information or trade secrets of third parties could similarly harm our business, financial condition, results of operations and prospects.

***Intellectual property litigation could cause us to spend substantial resources and distract our personnel from their normal responsibilities.***

Competitors may infringe our patents or the patents of our licensing partners, or we may be required to defend against claims of infringement or that our intellectual property is invalid or unenforceable. To counter infringement or unauthorized use claims or to defend against claims of infringement or other intellectual property related claims can be expensive and time consuming. Even if resolved in our favor, litigation or other legal proceedings relating to intellectual property claims may cause us to incur significant expenses, and could distract our technical and management personnel from their normal responsibilities. In addition, there could be public announcements of the results of hearings, motions or other interim proceedings or developments and if securities analysts or investors perceive these results to be negative, it could materially harm the price of our common stock. Such litigation or proceedings could substantially increase our operating losses and reduce the resources available for development activities or any future sales, marketing or distribution activities. We may not have sufficient financial or other resources to adequately conduct such litigation or proceedings. Some of our competitors may be able to sustain the costs of such litigation or proceedings more effectively than we can because of their greater financial resources and more mature and developed intellectual property portfolios. Uncertainties resulting from the initiation and continuation of patent and other intellectual property litigation or proceedings could materially harm our ability to compete in the marketplace.

***We may be subject to claims asserting that our employees, consultants or advisors have wrongfully used or disclosed alleged trade secrets of their current or former employers or claims asserting ownership of what we regard as our own intellectual property.***

Many of our employees, consultants or advisors are currently, or were previously, employed at universities or other biotechnology or pharmaceutical companies, including our competitors or potential competitors. Although we try to ensure that our employees, consultants and advisors do not use the proprietary information or know-how of others in their work for us, we may be subject to claims that these individuals or we have used or disclosed intellectual property, including trade secrets or other proprietary information, of any such individual's current or former employer. Litigation may be necessary to defend against these claims. If we fail in defending any such claims, in addition to paying monetary damages, we may lose valuable intellectual property rights or personnel. Even if we are successful in defending against such claims, litigation could result in substantial costs and be a distraction to management.

In addition, while it is our policy to require our employees and contractors who may be involved in the conception or development of intellectual property to execute agreements assigning such intellectual property to us, we may be unsuccessful in executing such an agreement with each party who, in fact, conceives or develops intellectual property that we regard as our own. The assignment of intellectual property rights may not be self-executing or the assignment agreements may be breached, and we may be forced to bring claims against third parties, or defend claims that they may bring against us, to determine the ownership of what we regard as our intellectual property.

***Changes in U.S. patent law could diminish the value of patents in general, thereby impairing our ability to protect our products.***

Recent patent reform legislation could increase the uncertainties and costs surrounding the prosecution of patent applications and the enforcement or defense of issued patents. On September 16, 2011, the Leahy-Smith America Invents Act (the Leahy-Smith Act) was signed into law. The Leahy-Smith Act includes several significant changes to U.S. patent law. These include provisions that affect the way patent applications are prosecuted and also may affect patent litigation. These also include provisions that switched the U.S. from a "first-to-invent" system to a "first-to-file" system, allow third-party submission of prior art to the USPTO during patent prosecution and set forth additional procedures to attack the validity of a patent by the USPTO administered post grant proceedings. Under a first-to-file system, assuming the other requirements for patentability are met, the first inventor to file a patent application generally will be entitled to the patent on an invention regardless of whether another inventor had made the invention earlier. The USPTO recently developed new regulations and procedures to govern administration of the Leahy-Smith Act, and many of the substantive changes to patent law associated with the Leahy-Smith Act, and in particular, the first to file provisions, only became

effective on March 16, 2013. Accordingly, it is not clear what, if any, impact the Leahy-Smith Act will have on the operation of our business. However, the Leahy-Smith Act and its implementation could increase the uncertainties and costs surrounding the prosecution of our patent applications and the enforcement or defense of our issued patents, all of which could materially harm our business, financial condition, results of operations and prospects.

The patent positions of companies engaged in the development and commercialization of biologics and pharmaceuticals are particularly uncertain. Two cases involving diagnostic method claims and “gene patents” have recently been decided by the Supreme Court of the U.S. (Supreme Court). On March 20, 2012, the Supreme Court issued a decision in *Mayo Collaborative Services v. Prometheus Laboratories, Inc.* (Prometheus), a case involving patent claims directed to a process of measuring a metabolic product in a patient to optimize a drug dosage for the patient. According to the Supreme Court, the addition of well-understood, routine or conventional activity such as “administering” or “determining” steps was not enough to transform an otherwise patent-ineligible natural phenomenon into patent-eligible subject matter. On July 3, 2012, the USPTO issued a guidance memo to patent examiners indicating that process claims directed to a law of nature, a natural phenomenon or a naturally occurring relation or correlation that do not include additional elements or steps that integrate the natural principle into the claimed invention such that the natural principle is practically applied and the claim amounts to significantly more than the natural principle itself should be rejected as directed to not patent-eligible subject matter. On June 13, 2013, the Supreme Court issued its decision in *Association for Molecular Pathology v. Myriad Genetics, Inc.* (Myriad), a case involving patent claims held by Myriad relating to the breast cancer susceptibility genes BRCA1 and BRCA2. Myriad held that an isolated segment of naturally occurring DNA, such as the DNA constituting the BRCA1 and BRCA2 genes, is not patent eligible subject matter, but that complementary DNA, which is an artificial construct that may be created from RNA transcripts of genes, may be patent eligible.

The USPTO has issued a number of guidance memoranda to instruct USPTO examiners on the ramifications of the Prometheus and Myriad rulings and the application of the Myriad ruling to natural products and principles including all naturally occurring nucleic acids. The USPTO’s guidance may be further updated in view of developments in the case law and in response to public feedback. Patents for certain of our product candidates contain claims related to specific DNA sequences that are naturally occurring and, therefore, could be the subject of future challenges made by third parties. In addition, the recent USPTO guidance could make it impossible for us to pursue similar patent claims in patent applications we may prosecute in the future.

We cannot assure you that our efforts to seek patent protection for our technology and products will not be negatively impacted by the decisions described above, rulings in other cases or changes in guidance or procedures issued by the USPTO. We cannot fully predict what impact the Supreme Court’s decisions in Prometheus and Myriad may have on the ability of life science companies to obtain or enforce patents relating to their products and technologies in the future. These decisions, the guidance issued by the USPTO and rulings in other cases or changes in USPTO guidance or procedures could materially harm our existing patent portfolio and our ability to protect and enforce our intellectual property in the future.

Moreover, although the Supreme Court has held in Myriad that isolated segments of naturally occurring DNA are not patent-eligible subject matter, certain third parties could allege that activities that we may undertake infringe other gene-related patent claims, and we may deem it necessary to defend ourselves against these claims by asserting non-infringement and/or invalidity positions, or paying to obtain a license to these claims. In any of the foregoing or in other situations involving third-party intellectual property rights, if we are unsuccessful in defending against claims of patent infringement, we could be forced to pay damages or be subjected to an injunction that would prevent us from utilizing the patented subject matter. Such outcomes could harm our business, financial condition, results of operations or prospects.

***If we do not obtain patent term extension and data exclusivity for our product candidates, our business may be materially harmed.***

Depending upon the timing, duration and specifics of any FDA marketing approval of our product candidates, one or more of our U.S. patents may be eligible for limited patent term extension under the Hatch-Waxman Amendments. The Hatch-Waxman Amendments permit a patent extension term of up to five years as compensation for patent term lost during the FDA regulatory review process. A patent term extension cannot extend the remaining term of a patent beyond a total of 14 years from the date of product approval, only one patent may be extended and only those claims covering the approved drug, a method for using it or a method for manufacturing it may be extended. However, we may not be granted an extension because of, for example, failing to exercise due diligence during the testing phase or regulatory review process, failing to apply within applicable deadlines, failing to apply prior to expiration of relevant patents or otherwise failing to satisfy applicable requirements. Moreover, the applicable time period or the scope of patent protection afforded could be less than we request. If we are unable to obtain patent term extension or the term of any such extension is less than we request, our competitors may obtain approval of competing products following our patent expiration, and our revenue could be reduced, possibly materially.

***If our trademarks and trade names are not adequately protected, then we may not be able to build name recognition in our markets of interest and our business may be harmed.***

We have registered trademarks with the USPTO for the mark “REGENXBIO” and the REGENXBIO logo. Our trademarks or trade names may be challenged, infringed, circumvented or declared generic or determined to be infringing on other marks. We may not be able to protect our rights to these trademarks and trade names, which we need to build name recognition among potential partners or customers in our markets of interest. At times, competitors may adopt trade names or trademarks similar to ours, thereby impeding our ability to build brand identity and possibly leading to market confusion. In addition, there could be potential trade name or trademark infringement claims brought by owners of other registered trademarks or trademarks that incorporate variations of our registered or unregistered trademarks or trade names. Over the long-term, if we are unable to establish name recognition based on our trademarks and trade names, then we may not be able to compete effectively and our business may be harmed. Our efforts to enforce or protect our proprietary rights related to trademarks, trade secrets, domain names, copyrights or other intellectual property may be ineffective and could result in substantial costs and diversion of resources and could harm our financial condition or results of operations.

***Intellectual property rights do not necessarily address all potential threats.***

The degree of future protection afforded by our intellectual property rights is uncertain because intellectual property rights have limitations, and may not adequately protect our business or permit us to maintain our competitive advantage. For example:

- others may be able to make gene therapy products that are similar to our product candidates or utilize similar gene therapy technology but that are not covered by the claims of the patents that we license or may own in the future;
- we, or our current or future license partners or collaborators, might not have been the first to make the inventions covered by the issued patent or pending patent application that we license or may own in the future;
- we, or our current or future license partners or collaborators, might not have been the first to file patent applications covering certain of our or their inventions;
- others may independently develop similar or alternative technologies or duplicate any of our technologies without infringing our owned or licensed intellectual property rights;
- it is possible that our pending licensed patent applications or those that we may own in the future will not lead to issued patents;
- issued patents that we hold rights to may be held invalid or unenforceable, including as a result of legal challenges by our competitors;
- our competitors might conduct research and development activities in countries where we do not have patent rights and then use the information learned from such activities to develop competitive products for sale in our major commercial markets;
- we may not develop additional proprietary technologies that are patentable;
- the patents of others may harm our business; and
- we may choose not to file a patent for certain trade secrets or know-how, and a third party may subsequently file a patent covering such intellectual property.

Should any of these events occur, they could materially harm our business, financial condition, results of operations and prospects.

## **Risks Related to Ownership of Our Common Stock**

***The price of our common stock may be volatile and fluctuate substantially, which could result in substantial losses for holders of our common stock.***

Our stock price is likely to be volatile. In recent years, the stock market in general, and the market for biotechnology or pharmaceutical companies in particular, has experienced extreme volatility that has often been unrelated to the operating performance of particular companies. As a result of this volatility, our stockholders may not be able to sell their shares of our common stock at or above the price they paid for their shares. The market price of our common stock could be subject to wide fluctuations in response to various factors, many of which are beyond our control. These factors include those discussed elsewhere in this “Risk Factors” section and others such as:

- the delay or failure in initiating or completing preclinical studies or clinical trials, or unsatisfactory results of these trials;
- announcements about us or about our competitors including clinical trial results, regulatory approvals, or new product candidate introductions;
- developments concerning our current or future development partners, licensors or product candidate manufacturers;
- developments or changing views regarding the use of gene therapy;
- litigation and other developments relating to our patents or other proprietary rights or those of our competitors;
- conditions in the pharmaceutical or biotechnology industries and the economy as a whole;
- governmental regulation and legislation;
- the recruitment or departure of members of our board of directors, management team or other key personnel;
- changes in our operating results;
- any changes in the financial projections we may provide to the public, our failure to meet these projections, or changes in recommendations by any securities analysts that elect to follow our common stock;
- any change in securities analysts’ estimates of our performance, or our failure to meet analysts’ expectations;
- the expiration of market standoff or contractual lock-up agreements;
- sales or potential sales of substantial amounts of our common stock; or
- price and volume fluctuations in the overall stock market or resulting from inconsistent trading volume levels of our shares.

In the past, following periods of volatility in the overall market and the market price of a particular company’s securities, securities class action litigation has often been instituted against these companies. This litigation, if instituted against us, could cause us to incur substantial costs to defend such claims and divert our management’s attention and resources, which could seriously harm our business, financial condition, results of operations and prospects.

***Our quarterly operating results may fluctuate substantially, which may cause the price of our common stock to fluctuate substantially.***

We expect our quarterly operating results to be subject to fluctuations. Our net income or loss and other operating results may be affected by numerous factors, including:

- any variations in the level of expenses related to our NAV Technology Platform and Lead Product Candidates;
- the addition or termination of any clinical trials;
- any regulatory or clinical developments affecting our Lead Product Candidates, our other product candidates or our NAV Technology Licensees’ product candidates;
- our execution of any collaborative, licensing or similar arrangements, including with our NAV Technology Licensees, and the timing of any payments we may make or receive under these arrangements; and
- the nature and terms of any stock-based compensation grants and any intellectual property infringement lawsuits in which we may become involved.

If our quarterly operating results fall below the expectations of investors or securities analysts, the price of our common stock could decline substantially. Furthermore, any quarterly fluctuations in our operating results may, in turn, cause the price of our stock to fluctuate substantially. We believe that quarterly comparisons of our financial results are not necessarily meaningful and should not be relied upon as an indication of our future performance.

***If securities analysts do not publish research or reports about our business or if they publish negative evaluations of our stock, the price of our stock could decline.***

The trading market for our common stock relies, in part, on the research and reports that industry or financial analysts publish about us or our business. If additional analysts do not commence coverage of us, the trading price of our stock may decrease. Additionally, if one or more of the analysts covering our business downgrade their evaluations of our stock, the price of our stock could decline. If one or more of these analysts cease to cover our stock, we could lose visibility in the market for our stock, which in turn could cause our stock price to decline.

***Raising additional capital may cause dilution to our existing stockholders, restrict our operations or require us to relinquish proprietary rights.***

We may seek to raise additional capital through public or private equity offerings, debt financings, strategic partnerships, licensing arrangements or other means. We have an effective shelf registration statement on file with the SEC, which could allow us to access capital in a timely manner. To the extent that we raise additional capital by issuing equity securities, the share ownership of existing stockholders will be diluted. Any future debt financing may involve covenants that restrict our operations, including limitations on our ability to incur liens or additional debt, pay dividends, redeem our stock, make certain investments or engage in certain merger, consolidation, or asset sale transactions. In addition, if we seek funds through arrangements with collaborative partners, these arrangements may require us to relinquish rights to some of our technologies or products or otherwise agree to terms unfavorable to us.

***We have broad discretion in the use of our cash and cash equivalents and may not use them effectively.***

Our management has broad discretion in the application of our cash and cash equivalents. Because of the number and variability of factors that will determine our use of our cash and cash equivalents, their ultimate use may vary substantially from their currently intended use. Our management might not apply our cash and cash equivalents in ways that ultimately increase the value of your investment. The failure by our management to apply our cash and cash equivalents effectively could harm our business. Pending their use, we may invest our cash and cash equivalents in a variety of capital preservation investments, including short-term, interest-bearing, investment-grade instruments and U.S. government securities. These investments may not yield a favorable return to our stockholders.

***Because we do not anticipate paying any cash dividends on our capital stock in the foreseeable future, capital appreciation, if any, will be our stockholders' sole source of gain.***

We have never declared or paid cash dividends on our capital stock, and we currently intend to retain all of our future earnings, if any, to finance the development and growth of our business. In addition, the terms of any future debt agreements may preclude us from paying dividends. Therefore, our stockholders are not likely to receive any dividends on our common stock for the foreseeable future or at all and their ability to receive a return on their investment will depend on any future appreciation in the market value of our common stock. There is no guarantee that our common stock will appreciate or even maintain the price at which our stockholders have purchased it.

***Our executive officers, directors and principal stockholders own a significant percentage of our stock and maintain the ability to exert substantial influence over matters subject to stockholder approval.***

As of December 31, 2016, our executive officers, directors, holders of more than five percent of our capital stock and their respective affiliates beneficially owned 50.8% of our outstanding capital stock. As a result, these stockholders may be able to exert substantial influence over all matters submitted to our stockholders for approval, as well as our management and affairs. For example, these stockholders may be able to control elections of directors, amendments of our organizational documents, or approval of any merger, sale of assets or other major corporate transaction. This concentration of voting power could delay or prevent an acquisition of our company on terms that other stockholders may desire or result in management of our company with which our public stockholders disagree.

***Substantial future sales of shares by existing stockholders, including pursuant to our equity incentive plans, or the perception that such sales may occur, could cause our stock price to decline, even if our business is performing well.***

If our existing stockholders, particularly our directors and executive officers and the entities affiliated with our current and former directors, sell substantial amounts of our common stock in the public market, or are perceived by the public market as intending to sell substantial amounts of our common stock, the trading price of our common stock could decline. We had 26,476,629 outstanding shares of common stock as of December 31, 2016, 169,479 of which were beneficially owned by directors, executive officers and other affiliates and will be subject to volume and other limitations under Rule 144 under the Securities Act.

Shares of common stock that are either subject to outstanding options or reserved for future issuance under our employee benefit plans will become eligible for sale in the public market to the extent permitted by the provisions of various vesting schedules and Rule 144 and Rule 701 under the Securities Act of 1933, as amended. Additionally, some of our existing stockholders have demand and piggyback rights to require us to register with the SEC up to 169,479 shares of our common stock. If we register these shares of common stock, the stockholders would be able to sell those shares freely in the public market, subject to Rule 144 transfer restrictions applicable to affiliates. We registered 5,057,458 shares of common stock held by certain of our stockholders in a registration statement on Form S-3 filed with the SEC on December 16, 2016 and declared effective as of January 6, 2017. Such stockholders are able to freely trade such shares of common stock. Furthermore, certain of our employees, directors, officers and affiliates may enter into Rule 10b5-1 plans providing for transactions of our securities from time to time. Under a Rule 10b5-1 plan, a broker executes trades pursuant to parameters established by the securityholder when entering into the plan, without further direction from the securityholder. A Rule 10b5-1 plan may be amended or terminated in some circumstances. If any additional shares of common stock are sold, or if it is perceived that they will be sold, in the public market, the trading price of our common stock could decline.

***An active trading market for our common stock may not be sustained.***

Our shares of common stock began trading on The NASDAQ Global Select Market on September 17, 2015. Given the limited trading history of our common stock, there is a risk that an active trading market for our shares may not continue to develop or be sustained. If an active market for our common stock does not continue to develop or is not sustained, it may be difficult for our stockholders to sell shares without depressing the market price for the shares, or at all.

***If we engage in future acquisitions or strategic partnerships, this may increase our capital requirements, dilute our stockholders, cause us to incur debt or assume contingent liabilities and subject us to other risks.***

We may evaluate various acquisitions and strategic partnerships, including licensing or acquiring complementary products, intellectual property rights, technologies, or businesses. Any potential acquisition or strategic partnership may entail numerous risks, including:

- increased operating expenses and cash requirements;
- the assumption of additional indebtedness or contingent liabilities;
- assimilation of operations, intellectual property and products of an acquired company, including difficulties associated with integrating new personnel;
- the diversion of our management's attention from our existing product programs and initiatives in pursuing such a strategic merger or acquisition;
- retention of key employees, the loss of key personnel, and uncertainties in our ability to maintain key business relationships;
- risks and uncertainties associated with the other party to such a transaction, including the prospects of that party and their existing products or product candidates and regulatory approvals; and
- our inability to generate revenue from acquired technology and/or products sufficient to meet our objectives in undertaking the acquisition or even to offset the associated acquisition and maintenance costs.

In addition, if we undertake acquisitions, we may issue dilutive securities, assume or incur debt obligations, incur large one-time expenses and acquire intangible assets that could result in significant future amortization expense. Moreover, we may not be able to locate suitable acquisition opportunities and this inability could impair our ability to grow or obtain access to technology or products that may be important to the development of our business.



***We incur substantial costs as a result of operating as a public company, and our management is now required to devote substantial time to new compliance initiatives.***

As a public company, we incur, and particularly after we are no longer an emerging growth company, we will incur further, significant legal, accounting and other expenses that we did not incur as a private company. In addition, the Sarbanes-Oxley Act of 2002 and rules subsequently implemented by the SEC and NASDAQ have imposed various requirements on public companies, including establishment and maintenance of effective disclosure and financial controls and corporate governance practices. Our management and other personnel devote a substantial amount of time to these compliance initiatives. Moreover, these rules and regulations will increase our legal and financial compliance costs and will make some activities more time-consuming and costly. For example, these rules and regulations may make it more difficult and more expensive for us to obtain director and officer liability insurance as a public company.

Pursuant to Section 404, we are required to furnish a report by our management on our internal control over financial reporting, including an attestation report on internal control over financial reporting issued by our independent registered public accounting firm. However, while we remain an emerging growth company, we will not be required to include an attestation report on internal control over financial reporting issued by our independent registered public accounting firm. In an effort to achieve compliance with Section 404 within the prescribed period, we have incurred costs associated with the documentation and evaluation of our internal control over financial reporting. In this regard, we have dedicated internal resources, engaged outside consultants and adopted a detailed work plan to assess and document the adequacy of internal control over financial reporting. We will need to continue to improve our control processes as appropriate, validate through testing that controls are functioning as documented and implement a continuous reporting and improvement process for internal control over financial reporting. This continuous process is both costly and challenging and despite our efforts, there is a risk that we will not be able to conclude within the prescribed timeframe that our internal control over financial reporting is effective as required by Section 404. This could result in an adverse reaction in the financial markets due to a loss of confidence in the reliability of our financial statements.

***Provisions in our restated certificate of incorporation and amended and restated bylaws and under Delaware law might discourage, delay or prevent a change in control of our company or changes in our management and, therefore, depress the market price of our common stock.***

Our restated certificate of incorporation and amended and restated bylaws contain provisions that could depress the market price of our common stock by acting to discourage, delay or prevent a change in control of our company or changes in our management that the stockholders of our company may deem advantageous. Among other things, these provisions:

- establish a classified board of directors so that not all members of our board are elected at one time;
- permit the board of directors to establish the number of directors;
- provide that directors may only be removed “for cause”;
- require super-majority voting to amend some provisions in our restated certificate of incorporation and amended and restated bylaws;
- authorize the issuance of “blank check” preferred stock that our board of directors could use to implement a stockholder rights plan;
- eliminate the ability of our stockholders to call special meetings of stockholders;
- prohibit stockholder action by written consent, which requires all stockholder actions to be taken at a meeting of our stockholders;
- provide that the board of directors is expressly authorized to make, alter or repeal our bylaws; and
- establish advance notice requirements for nominations for election to our board of directors or for proposing matters that can be acted upon by stockholders at annual stockholder meetings.

In addition, Section 203 of the Delaware General Corporation Law may discourage, delay or prevent a change in control of our company. Section 203 imposes certain restrictions on merger, business combinations and other transactions between us and holders of 15% or more of our common stock.

***Our restated certificate of incorporation designates the Court of Chancery of the State of Delaware as the exclusive forum for certain litigation that may be initiated by our stockholders, which could limit our stockholders' ability to obtain a favorable judicial forum for disputes with us or our directors, officers or employees.***

Pursuant to our restated certificate of incorporation, unless we consent in writing to the selection of an alternative forum, the Court of Chancery of the State of Delaware (or, if the Court of Chancery does not have jurisdiction, the federal district court for the District of Delaware), will be the sole and exclusive forum for (1) any derivative action or proceeding brought on our behalf, (2) any action asserting a claim of breach of a fiduciary duty owed by any of our directors, officers or other employees to us or our stockholders, (3) any action asserting a claim arising pursuant to any provision of the Delaware General Corporation Law, our restated certificate of incorporation or our amended and restated bylaws or (4) any action asserting a claim governed by the internal affairs doctrine. Additionally, if the subject matter of any action within the scope of the preceding sentence is filed in a court other than a court located with the State of Delaware (a Foreign Action) in the name of any stockholder, such stockholder shall be deemed to have consented to (i) the personal jurisdiction of the state and federal courts located within the State of Delaware in connection with any action brought in any such court to enforce the preceding sentence and (ii) having service of process made upon such stockholder in any such action by service upon such stockholder's counsel in the Foreign Action as agent for such stockholder.

The forum selection clause in our restated certificate of incorporation may limit our stockholders' ability to obtain a favorable judicial forum for disputes with us, our directors, officers or other employees. Alternatively, if a court were to find the choice of forum provision contained in our restated certificate of incorporation to be inapplicable or unenforceable in an action, we may incur additional costs associated with resolving such action in other jurisdictions, which could adversely affect our business and financial condition.

***We are an emerging growth company and the reduced disclosure and governance requirements applicable to emerging growth companies could make our common stock less attractive to investors.***

We are an emerging growth company, as defined in the JOBS Act. Under the JOBS Act, emerging growth companies can delay adopting new or revised accounting standards until such time as those standards apply to private companies. We have irrevocably elected not to avail ourselves of this exemption from new or revised accounting standards and, therefore, we will be subject to the same new or revised accounting standards as other public companies that are not emerging growth companies.

For as long as we continue to be an emerging growth company, we intend to take advantage of certain other exemptions from various reporting requirements that are applicable to other public companies, including reduced disclosure obligations regarding executive compensation in our periodic reports and proxy statements, exemptions from the requirements of holding a nonbinding advisory stockholder vote on executive compensation and any golden parachute payments not previously approved, exemption from the requirement of auditor attestation on our internal control over financial reporting and exemption from any requirement that may be adopted by the Public Company Accounting Oversight Board regarding mandatory audit firm rotation or a supplement to the auditor's report providing additional information about the audit and the financial statements (auditor discussion and analysis). Therefore, the information that we provide stockholders may be different than what is available with respect to other public companies.

Investors could find our common stock less attractive if we rely on these exemptions, which may make it more difficult for investors to compare our business with other companies in our industry. If some investors find our common stock less attractive as a result, there may be a less active trading market for our common stock and our stock price may be more volatile. In addition, it may be difficult for us to raise additional capital as and when we need it. If we are unable to do so, our financial condition and results of operations could be materially harmed.

We will remain an emerging growth company until the earliest of: (1) the end of the fiscal year in which the market value of our common stock that is held by non-affiliates exceeds \$700 million as of the end of the second fiscal quarter; (2) the end of the fiscal year in which we have total annual gross revenue of \$1 billion or more during such fiscal year; (3) the date on which we issue more than \$1 billion in non-convertible debt in a three-year period; or (4) December 31, 2020, the end of the fiscal year following the fifth anniversary of the completion of our initial public offering.

#### **ITEM 1B. UNRESOLVED STAFF COMMENTS**

Not applicable.

**ITEM 2.      *PROPERTIES***

Our corporate headquarters are currently located in Rockville, Maryland. We occupy approximately 16,000 square feet of office space at this location under a lease that expires in September 2023, renewable for an additional five-year term. We also occupy space elsewhere in Rockville, Maryland under a single lease which includes approximately 11,000 square feet of office space expiring in October 2020, renewable for two additional three-year terms, and approximately 19,000 square feet of adjacent office and laboratory space expiring in March 2021, renewable to be coterminous with the adjacent office space under the lease. Additionally, we occupy approximately 3,865 square feet of office space in New York, New York under a lease that expires in October 2020. We believe that our existing facilities are adequate to meet our current needs, and that suitable additional alternative spaces will be available in the future on commercially reasonable terms.

**ITEM 3.      *LEGAL PROCEEDINGS***

From time to time, we may become subject to legal proceedings, claims and litigation arising in the ordinary course of business. We currently are not a party to any threatened or pending litigation and do not have contingency reserves established for any litigation liabilities. However, third parties might allege that we are infringing their patent rights or that we are otherwise violating their intellectual property rights, including trade names and trademarks. Such third parties may resort to litigation. We accrue contingent liabilities when it is probable that future expenditures will be made and such expenditures can be reasonably estimated.

**ITEM 4.      *MINE SAFETY DISCLOSURES***

Not applicable.

**PART II****ITEM 5. MARKET FOR REGISTRANT'S COMMON EQUITY, RELATED SHAREHOLDER MATTERS AND ISSUER PURCHASES OF EQUITY SECURITIES**

Our common stock has been trading on The NASDAQ Global Select Market under the symbol "RGNX" since our initial public offering on September 17, 2015. Prior to that time, there was no established public trading market for our common stock. The following table sets forth, for the periods indicated, the range of high and low sale prices of our common stock as reported by NASDAQ.

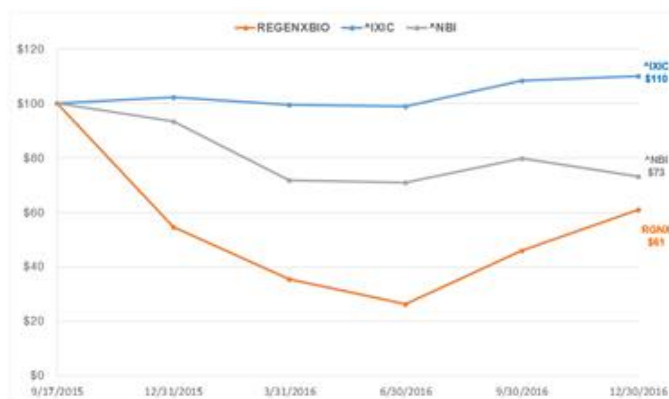
Year Ended December 31, 2016	High	Low
First quarter	\$ 17.31	\$ 8.50
Second quarter	\$ 13.77	\$ 7.71
Third quarter	\$ 16.47	\$ 7.07
Fourth quarter	\$ 24.55	\$ 13.61
Year Ended December 31, 2015	High	Low
Third quarter (beginning September 17, 2015)	\$ 32.00	\$ 17.51
Fourth quarter	\$ 25.00	\$ 13.77

On March 3, 2017, the last reported sale price for our common stock on The NASDAQ Global Select Market was \$19.65 per share.

**Stock Performance Graph**

The graph set forth below compares the cumulative total stockholder return on our common stock between September 17, 2015 (the date of our initial public offering) and December 31, 2016, with the cumulative total return of (a) the NASDAQ Biotechnology Index (^NBI) and (b) the NASDAQ Composite Index (^IXIC), over the same period. This graph assumes the investment of \$100 on September 17, 2015 in our common stock, the NASDAQ Biotechnology Index and the NASDAQ Composite Index and assumes the reinvestment of dividends, if any. The graph assumes our closing sales price on September 17, 2015 of \$30.45 per share as the initial value of our common stock and not the initial offering price to the public of \$22.00 per share.

The comparisons shown in the graph below are based upon historical data. We caution that the stock price performance shown in the graph below is not necessarily indicative of, nor is it intended to forecast, the potential future performance of our common stock. Information used in the graph was obtained from the NASDAQ Stock Market LLC, a financial data provider and a source believed to be reliable. The NASDAQ Stock Market LLC is not responsible for any errors or omissions in such information.

**Holders**

As of March 3, 2017 there were 22 holders of record of our common stock. The number of holders of record of our common stock does not reflect the number of beneficial holders whose shares are held by depositors, brokers or other nominees.

## **Dividends**

We have not declared or paid any cash dividends on our common stock since our inception. We do not plan to pay dividends in the foreseeable future.

## **Securities Authorized for Issuance Under Equity Compensation Plans**

The information required by Item 5 of Form 10-K regarding equity compensation plans is incorporated herein by reference to Item 12 of Part III of this Annual Report on Form 10-K.

## **Use of Proceeds from Public Offering of Common Stock**

On September 22, 2015, we closed our initial public offering (IPO) whereby 7,245,000 shares of common stock were sold at a public offering price of \$22.00 per share for an aggregate offering price of \$159.4 million, which included 945,000 shares of common stock sold at the IPO price of \$22.00 pursuant to the underwriters' option to purchase additional shares of common stock (Underwriters' Option). The offer and sale of all of the shares in the IPO and pursuant to the Underwriters' Option were registered under the Securities Act pursuant to a Registration Statement on Form S-1 (File No. 333-206430), which was declared effective by the SEC on September 16, 2015. The offering commenced as of September 16, 2015 and did not terminate before all of the securities registered in the registration statement were sold. The syndicate of underwriters was led by Morgan Stanley & Co. LLC, Merrill Lynch, Pierce, Fenner & Smith Incorporated and Piper Jaffray & Co. as joint book-running managers, and Chardan Capital Markets, LLC, as co-manager. We raised approximately \$145.2 million in net proceeds after deducting underwriting discounts and commissions and other offering expenses. No payments were made by us to directors, officers or persons owning ten percent or more of our common stock or to their associates, or to our affiliates, other than payments in the ordinary course of business to officers for salaries and to non-employee directors as compensation for board committee service.

There has been no material change in the planned use of proceeds from our IPO as described in our prospectus dated September 16, 2015, filed with the SEC pursuant to Rule 424(b)(4) under the Securities Act of 1933, as amended (the Securities Act).

**ITEM 6. SELECTED FINANCIAL DATA**

The following selected financial data should be read in conjunction with “Management’s Discussion and Analysis of Financial Condition and Results of Operations,” the financial statements and related notes and other financial information included in this Annual Report on Form 10-K.

We derived the financial data for the years ended December 31, 2016, 2015 and 2014 and the balance sheet data as of December 31, 2016 and 2015 from our audited financial statements, which are included elsewhere in this Annual Report on Form 10-K. We derived the financial data for the year ended December 31, 2013 and the balance sheet data as of December 31, 2014 and 2013 from our audited financial statements that are not included elsewhere in this Annual Report on Form 10-K. Historical results are not necessarily indicative of the results to be expected in future periods.

	Years Ended December 31,			
	2016	2015	2014	2013
(in thousands, except per share data)				
<b>Statement of Operations and Comprehensive Loss Data:</b>				
<b>Revenues</b>				
License revenue	\$ 4,303	\$ 5,025	\$ 4,355	\$ 1,055
License revenue from related party	—	2,000	220	2,700
Reagent sales	213	257	326	368
Grant revenue	73	306	1,219	1,964
<b>Total revenues</b>	<b>4,589</b>	<b>7,588</b>	<b>6,120</b>	<b>6,087</b>
<b>Expenses</b>				
<b>Costs of revenues</b>				
Licensing costs (including amounts to related parties)	861	1,405	885	151
Costs of reagent sales (including amounts to related parties)	98	98	122	173
Research and development (including amounts to related parties)	45,482	17,279	4,961	5,051
General and administrative (including amounts to related parties)	23,590	11,912	3,851	5,474
Other operating expenses (income)	(102)	31	(17)	14
<b>Total operating expenses</b>	<b>69,929</b>	<b>30,725</b>	<b>9,802</b>	<b>10,863</b>
<b>Loss from operations</b>	<b>(65,340)</b>	<b>(23,137)</b>	<b>(3,682)</b>	<b>(4,776)</b>
<b>Other Income (Expense)</b>				
Investment income	1,938	346	—	—
Interest expense	—	(20)	(321)	(611)
<b>Total other income (expense)</b>	<b>1,938</b>	<b>326</b>	<b>(321)</b>	<b>(611)</b>
<b>Loss before income taxes</b>	<b>(63,402)</b>	<b>(22,811)</b>	<b>(4,003)</b>	<b>(5,387)</b>
<b>Income Tax Benefit</b>	<b>435</b>	<b>—</b>	<b>—</b>	<b>—</b>
<b>Net loss</b>	<b>\$ (62,967)</b>	<b>\$ (22,811)</b>	<b>\$ (4,003)</b>	<b>\$ (5,387)</b>
<b>Basic and diluted net loss per common share</b>	<b>\$ (2.38)</b>	<b>\$ (2.59)</b>	<b>\$ (1.82)</b>	<b>\$ (2.50)</b>
<b>Weighted-average basic and diluted common shares</b>	<b>26,409</b>	<b>9,173</b>	<b>2,643</b>	<b>2,320</b>

	December 31,			
	2016	2015	2014	2013
(in thousands)				
<b>Balance Sheet Data:</b>				
Cash and cash equivalents	\$ 24,840	\$ 54,116	\$ 1,121	\$ 1,119
Marketable securities	134,126	162,251	—	—
Working capital (deficit)	83,702	113,809	(6,158)	(2,446)
<b>Total assets</b>	<b>172,732</b>	<b>221,380</b>	<b>3,491</b>	<b>2,510</b>
<b>Total liabilities</b>	<b>10,995</b>	<b>4,572</b>	<b>9,189</b>	<b>4,653</b>
Convertible preferred stock and preferred units	—	—	12,593	11,778
Common stock, Class A units and additional paid-in capital	276,357	269,147	10,518	10,885
<b>Total stockholders’ and members’ equity (deficit)</b>	<b>161,737</b>	<b>216,808</b>	<b>(18,291)</b>	<b>(13,921)</b>

## ITEM 7. MANAGEMENT'S DISCUSSION AND ANALYSIS OF FINANCIAL CONDITION AND RESULTS OF OPERATIONS

The following discussion and analysis should be read in conjunction with our audited annual financial statements and the related notes that appear elsewhere in this Annual Report on Form 10-K. This discussion contains forward-looking statements reflecting our current expectations that involve risks and uncertainties. Actual results may differ materially from those discussed in these forward-looking statements due to a number of factors, including those set forth in the section entitled "Risk Factors" and elsewhere in this Annual Report on Form 10-K. For further information regarding forward-looking statements, please refer to the "Special Note Regarding Forward-Looking Statements" at the beginning of Part I of this Annual Report on Form 10-K.

### Overview

We are a leading clinical-stage biotechnology company seeking to improve lives through the curative potential of gene therapy. Our gene therapy product candidates are designed to deliver genes to cells to address genetic defects or to enable cells in the body to produce therapeutic proteins that are intended to impact disease. Through a single administration, our gene therapy product candidates are designed to provide long-lasting effects, potentially significantly altering the course of disease and delivering improved patient outcomes.

We currently plan to build internal gene therapy franchises in the retinal, metabolic and neurodegenerative therapeutic areas, and develop multiple product candidates in each area. Our lead product candidate RGX-314 is for the treatment of wet age-related macular degeneration (wet AMD), a leading cause of total and partial vision loss in the U.S., Europe and Japan. Our investigational new drug application (IND) for RGX-314 for the treatment of wet AMD became active in February 2017 and we expect to begin enrollment in a Phase I clinical trial by mid-2017.

In addition to RGX-314, we are developing product candidates in the metabolic and neurodegenerative therapeutic areas, including:

- **RGX-501:** We are developing RGX-501 for the treatment of homozygous familial hypercholesterolemia (HoFH), a severe genetic disease characterized by premature and aggressive plaque buildup, life threatening coronary artery disease and aortic valve disease due to abnormalities in the function or expression of the low-density lipoprotein receptor. We, together with trial sponsor the University of Pennsylvania (Penn), began enrollment in the Phase I/II clinical trial for RGX-501 in March 2017 and we expect to provide an interim trial update in late 2017.
- **RGX-111:** We are developing RGX-111 for the treatment of the neurological symptoms of Mucopolysaccharidosis Type I (MPS I), a severe genetic lysosomal storage disease caused by deficiency of  $\alpha$ -l-iduronidase (IDUA), an enzyme required for breakdown of cellular waste products. We expect to file an IND with the FDA for RGX-111 for the treatment of MPS I in the first half of 2017 and expect to begin enrollment in a Phase I/II clinical trial in the second half of 2017.
- **RGX-121:** We are developing RGX-121 for the treatment of the neurological symptoms of Mucopolysaccharidosis Type II (MPS II), a severe genetic lysosomal storage disease with a similar phenotype to MPS I. MPS II is caused by deficiency of iduronate-2-sulfatase (IDS), an enzyme that is also responsible for breakdown of cellular waste products. We expect to file an IND with the FDA for RGX-121 for the treatment of MPS II in mid-2017.

Our partnered development pipeline benefits from the disease-specific expertise of our NAV Technology Licensees. Our partnering strategy provides us the flexibility to sublicense development of treatments designed to address significant unmet medical needs, while remaining focused on our core programs and therapeutic areas internally. We believe that the broad applicability of our NAV Technology Platform and any clinical successes of the treatments utilizing NAV Vectors will create new internal and partnered pipeline opportunities.

On September 22, 2015, we closed our initial public offering (IPO) whereby we sold 7,245,000 shares of common stock (inclusive of 945,000 shares of common stock sold pursuant to the full exercise of an option to purchase additional shares granted to the underwriters in connection with the offering) at a price of \$22.00 per share. The shares began trading on The NASDAQ Global Select Market on September 17, 2015. The aggregate net proceeds from the offering were \$145.2 million, net of underwriting discounts and commissions and offering expenses payable by us. Upon the closing of the IPO, all outstanding shares of convertible preferred stock converted into 16,298,045 shares of common stock.

## **Financial Overview**

### **Revenue**

We classify our revenue into three categories: license revenue, grant revenue and reagent sales. To date, we have generated limited revenue through our licensing agreements with our NAV Technology Licensees for research, development and commercialization of product candidates using our proprietary technology. Additionally, we have generated limited revenue from grant programs and sales of licensed reagents to customers for use in research and development. We have not generated any revenue from sales of approved products or drug therapies. If we fail to complete the development of our product candidates in a timely manner, or fail to obtain their regulatory approval, our ability to generate future revenue will be compromised.

### **License Revenue**

The terms of our license agreements require delivery of a license for use of our intellectual property in either research only, or in research and commercial development of drug therapies for various diseases. License agreements generally have a term equal to the life of the intellectual property, but are terminable at the option of the licensee. Non-refundable payments to us under these arrangements may include: (i) up-front license fees, (ii) option fees to exercise options to obtain commercial licenses, (iii) annual maintenance fees, (iv) sublicense fees, (v) payments based on the achievement of certain milestones by the licensee and (vi) royalties on product sales. Due to the contingent nature of option fees, sublicense fees, milestone payments and future royalties on product sales under our licensing arrangements, future license revenue is highly dependent on the successful development and commercialization of products by our licensees, which is uncertain and may fluctuate significantly from period to period.

### **Grant Revenue**

Grant revenue is generated through research and development grant programs offered by the United States (U.S.) federal government and the European Union (EU). As of December 31, 2016, all grants from the U.S. federal government have been completed. Grant revenue is expected to decrease in future periods as we expect to incur significantly less costs under the MeuSIX grant funded by the EU. We are not currently seeking any further grant awards.

### **Reagent Sales**

Reagent sales consist of the sales of licensed reagents to third-parties for use in research and development. We do not dedicate significant resources to sales efforts for reagents. Accordingly, future revenue from sales of reagents is uncertain and may fluctuate significantly from period to period.

### **Expenses**

We classify our expenses into three categories: costs of revenue, research and development and general and administrative expenses. Personnel costs including salaries, benefits, bonuses and stock-based compensation expense, comprise a significant component of research and development and general and administrative expenses. We allocate expenses associated with our facilities, information technology costs, depreciation and other overhead costs between research and development and general and administrative categories based on employee headcount and the nature of work performed by each employee.

### **Costs of Revenue**

Costs of revenue primarily consist of our expenses related to the generation of revenue from our intellectual property licensing arrangements and sales of reagents. These expenses fall into the following categories: sublicense fees that are included in licensing costs, and royalties and production costs that are included in costs of reagent sales. Future costs of revenue are uncertain due to the nature of our license agreements and reagent sales, and significant fluctuations in costs of revenue may occur from period to period.

### **Research and Development Expense**

Our research and development expense primarily consists of:

- salaries and personnel-related costs, including benefits, travel and any stock-based compensation, for our scientific personnel performing research and development activities;
- costs related to executing preclinical studies and clinical trials;
- costs related to acquiring, developing and manufacturing materials for preclinical studies and clinical trials;



- fees paid to consultants and other third-parties who support our internal product candidate development;
- other costs in seeking regulatory approval of our internal product candidates; and
- allocated facility-related costs and overhead.

Up-front fees incurred in obtaining technology licenses for research and development activities are expensed as incurred if the technology licensed has no alternative future use.

We typically utilize our employee, consultant and infrastructure resources across our development programs. We do not allocate personnel costs, other internal costs or certain external consultant costs to specific product candidates or development programs.

We plan to increase our research and development expenses for the foreseeable future as we continue development of our product candidates. Our current and planned research and development activities include the following:

- a Phase I clinical trial to evaluate the safety and efficacy of our RGX-314 program for the treatment of wet AMD;
- a Phase I/II clinical trial to evaluate the safety and efficacy of our RGX-501 program for the treatment of HoFH;
- preclinical research and development and clinical trials for our RGX-111 program for MPS I and our RGX-121 program for MPS II;
- preclinical research and development for additional product candidates addressing other diseases in the retinal, metabolic and neurodegenerative therapeutic areas;
- continued investment in advanced manufacturing analytics and process development activities; and
- continued acquisition and manufacture of clinical trial materials in support of our anticipated clinical trials.

During the years ended December 31, 2016, 2015 and 2014, we incurred the following external research and development expenses:

- \$11.4 million, \$5.7 million and \$2.7 million, respectively, for preclinical research and development as well as grant activities related to our internal product candidates and the advancement of our technology and other potential product candidates;
- \$11.4 million, \$4.9 million and \$0.7 million, respectively, for the development of general manufacturing processes and the manufacturing of materials to be used in clinical trials for RGX-314, RGX-501, RGX-111 and RGX-121; and
- \$3.7 million, \$0 and \$0, respectively, for regulatory and clinical trial activities for RGX-314, RGX-501, RGX-111 and RGX-121.

The remainder of research and development expenses for the years ended December 31, 2016, 2015 and 2014 include personnel costs, consulting, laboratory expenses, overhead and other externally sourced research and development services which are not allocated to our programs.

#### ***General and Administrative Expense***

General and administrative expense consists primarily of salaries and personnel-related costs, including employee travel, benefits and any stock-based compensation, for employees performing functions other than research and development. This includes personnel in executive, finance, legal and administrative support functions. Other general and administrative expenses include facility-related costs not otherwise allocated to research and development expense, professional fees for accounting and legal services, expenses associated with obtaining and maintaining patents, insurance costs, costs of our information systems and other general corporate activities.

We expect that our general and administrative expense will continue to increase as we continue to develop, and potentially commercialize, our internal product candidates. Additionally, we became a public company in September 2015 and expect to continue to incur increased costs to operate as a public company, including increased costs for director and officer liability insurance, costs related to the hiring of additional personnel and increased fees for outside consultants, lawyers and accountants.

### ***Other Income (Expense)***

Other income (expense) primarily includes investment income. Investment income primarily consists of interest income earned on cash equivalents and marketable securities. Cash equivalents are comprised of money market mutual funds and marketable securities are comprised of primarily corporate debt securities. Interest expense is related to previously outstanding borrowings from FoxKiser LLP (FoxKiser).

### **Critical Accounting Policies and Significant Judgments and Estimates**

This Management's Discussion and Analysis of our Financial Condition and Results of Operations is based on our financial statements, which we have prepared in accordance with accounting principles generally accepted in the U.S. The preparation of our financial statements requires us to make estimates and assumptions that affect the reported amounts of assets and liabilities and the disclosure of contingent assets and liabilities at the date of our financial statements, as well as the reported revenues and expenses during the reported periods. We evaluate these estimates and judgments on an ongoing basis. We base our estimates on historical experience and on various other factors that we believe are reasonable under the circumstances, the results of which form the basis for making judgments about the carrying value of assets and liabilities that are not readily apparent from other sources. Actual results may differ from these estimates under different assumptions or conditions.

Our significant accounting policies are fully described in Note 2 to our financial statements appearing elsewhere in this Annual Report on Form 10-K. We believe that the following accounting policies are critical to the process of making significant judgments and estimates in the preparation of our financial statements and understanding and evaluating our reported financial results.

### **Revenue**

We generate revenue primarily through license agreements with our NAV Technology Licensees for research, development and commercialization of product candidates using our proprietary technology. Additionally, we have generated revenue from grant programs and sales of licensed reagents to customers for use in research and development.

We recognize revenue when all of the following criteria are met:

- persuasive evidence of an arrangement exists;
- delivery has occurred or services have been rendered;
- our price to the buyer is fixed or determinable; and
- collectability is reasonably assured.

We defer amounts we receive prior to satisfying the revenue recognition criteria until such time as the revenue recognition criteria are met.

### ***License Revenue and License Revenue from Related Party***

The terms of our license agreements require delivery of an intellectual property license for use in either research only, or in research and commercial development of product candidates for various diseases. We have determined that none of our license agreements contain multiple deliverables. We recognize nonrefundable up-front license fees when we deliver the license provided there are no undelivered elements in the arrangement and we have met all of the necessary criteria for revenue recognition. When we determine an option to exercise a commercial license is substantive, we recognize the option fee as revenue upon exercise and delivery of the underlying commercial license, provided there are no undelivered elements in the arrangement and we have met all of the necessary criteria for revenue recognition. Annual maintenance fees do not represent a separate deliverable other than the delivery of the license. We recognize annual maintenance fees as revenue under our license agreements when the price is fixed or determinable and collectability is reasonably assured, provided that we have satisfied all other revenue recognition criteria, which is typically upon each anniversary date of the underlying license agreement.

Sublicense fees are payable to us upon the receipt of certain fees by the licensee from any sublicensees. We recognize sublicense fees as revenue when the price is fixed and determinable and collectability is reasonably assured, provided that we have satisfied all other revenue recognition criteria.

We recognize milestone payments as revenue upon achievement of the milestone by the licensee, provided that we have satisfied all other revenue recognition criteria. At the inception of an arrangement that includes milestone payments, we evaluate

whether each milestone is substantive and at risk to both parties on the basis of the contingent nature of the milestone. We evaluate factors such as the scientific, clinical, regulatory, commercial and other risks that must be overcome to achieve the respective milestone and the level of effort and investment required to achieve the respective milestone in making this assessment. There is considerable judgment involved in determining whether a milestone satisfies all of the criteria required to conclude that a milestone is substantive. We have evaluated each, and concluded that all of the clinical, regulatory and commercial milestones pursuant to our license agreements are substantive.

We will recognize royalty revenue in the period of sale of the related product(s) based on the underlying contract terms, provided that we can reliably measure the reported sales, we have no remaining performance obligations and we have satisfied all other revenue recognition criteria.

License revenue from a related party consists of license fees from licenses granted to Dimension Therapeutics, Inc. (Dimension) recognized prior to September 30, 2015. Since October 2013, we have granted Dimension a number of commercial licenses to our proprietary technology. In March 2015, we entered into a new option and license agreement with Dimension that grants Dimension options to exclusive commercial licenses for four new disease indications to be elected by Dimension. When elected, each option carries an option fee of \$1.0 million payable to us upon exercise and annual maintenance fees of \$0.1 million. Additionally, for each option exercised, Dimension is obligated to pay us up to \$9.0 million upon their achievement of various substantive milestones, as well as mid to upper-single digit percentage royalties on net sales of licensed products and mid-single digit to low-double digit percentage sublicense fees, if any. In May, August and December 2015, Dimension exercised its first three options, respectively, under the agreement for total aggregate license option fees of \$3.0 million. In accordance with our revenue recognition policy, the license fees were recognized in full upon the delivery of the license, as we have no further performance obligations under the agreements. As of September 30, 2015, we no longer consider Dimension to be a related party. Accordingly, license revenue from licenses granted to Dimension recognized subsequent to September 30, 2015 is no longer included in license revenue from related party in the statements of operations and comprehensive loss.

### **Grant Revenue**

We generate grant revenue through research and development grant programs offered by the U.S. federal government and the EU. We recognize revenue related to government grants in the period during which the related costs are incurred and the related services are rendered, provided that we have met the applicable performance obligations under the grants. If we are the principal and the primary obligor under the arrangements, we record the funds we receive under the grants as revenue. If we are not the principal or primary obligor, we record the grant proceeds as a reduction to research and development expense.

Our grants contain refund provisions in the case of non-compliance with the provisions of the grant, which include, but are not limited to, the eligibility of costs, calculation of personnel rates, selection of subcontractors and other provisions included in the underlying grant agreements. We review those refund provisions to determine the likelihood of repayment. If the likelihood of repayment of the grant is determined to be remote, the grant is recognized as revenue. If the probability of repayment is determined to be more than remote, we record the amount of potential repayment of the grant as a liability, until such time that the grant requirements have been satisfied. Funds received in advance of the performance of the services are recorded as deferred revenue.

### **Reagent Sales**

Our reagent sales consist of the sales of licensed reagents to third-parties for use in research and development. We recognize revenue from reagent sales upon delivery to customers, provided that we have satisfied all other revenue recognition criteria.

### **Accrued Research and Development Expenses**

We estimate our accrued research and development expenses as of each balance sheet date. This process involves reviewing contracts and purchase orders with service providers, identifying services that have been performed on our behalf and estimating the level of service performed, expected remaining period of performance and the associated cost incurred for the service when we have not yet been invoiced or otherwise notified of actual cost. Expenses that are paid in advance of performance are deferred as a prepaid expense and expensed as the services are provided.

Examples of estimated accrued research and development expenses include fees paid to:

- contract research organizations in connection with preclinical development and clinical studies;
- contract manufacturing organizations and other vendors related to process development and manufacturing of materials for use in preclinical development and clinical studies; and
- service providers for professional service fees such as consulting and other research and development related services.

Our understanding of the status and timing of services performed relative to the actual status and timing may vary and may result in us reporting changes in estimates in any particular period. To date, there have been no material differences from our estimates to the amount actually incurred.

### **Stock-Based Compensation**

In June 2015, our Board of Directors adopted our 2015 Equity Incentive Plan (the 2015 Plan). The 2015 Plan replaces our 2014 Stock Plan (the 2014 Plan). Any options or awards outstanding under the 2014 Plan at the effective date of the 2015 Plan remained outstanding and effective. Our stock-based compensation expense relates solely to stock options and restricted stock units issued to employees, directors and non-employee advisors under the 2015 Plan and 2014 Plan.

Our stock-based awards are subject to either service or performance-based vesting conditions. We record compensation expense for awards to employees and directors with service-based vesting conditions based on the estimated grant date fair value of the awards. We recognize compensation expense for employee awards on a straight-line basis over the requisite service period, which is generally the vesting term. We record compensation expense for awards to non-employees with service-based vesting conditions based on the then-current fair value at each financial reporting date prior to the measurement date over the associated service period of the award, which is generally the vesting term, on a straight-line basis. We recognize compensation expense for non-employee awards with performance-based vesting conditions based on the then current fair value at each financial reporting date prior to the measurement date over the requisite service period using the accelerated attribution method to the extent achievement of the performance condition is probable. We recognize compensation expense for employee awards with performance-based vesting conditions based on the estimated grant date fair value over the requisite service period using the accelerated attribution method to the extent achievement of the performance condition is probable.

### ***Determination of the Fair Value of Stock-Based Compensation Grants***

We calculate the fair value of stock options using the Black-Scholes option-pricing model. The Black-Scholes option-pricing model requires the use of subjective assumptions, including the expected volatility of our common stock, the assumed dividend yield, the expected term of our stock options, the risk-free interest rate for a period that approximates the expected term of our stock options and the fair value of the underlying common stock on the date of grant. In applying these assumptions, we considered the following factors:

- Our common stock has only been publicly traded since September 2015 and, accordingly, we do not have sufficient history to estimate the volatility of our common stock. We calculate expected volatility based on reported data for selected similar publicly traded companies for which the historical information is available. For the purpose of identifying peer companies, we consider characteristics such as enterprise value, risk profiles, position within the industry and length of historical share price information. We focus our peer group company selection on companies that operate within the biotechnology industry, and specifically on companies that use gene therapy, or similar technologies, for treating diseases and/or are focused on treating diseases in our development pipeline or our licensees' pipelines. We ensure that the companies selected have a sufficient trading history to provide meaningful data to estimate the expected volatility of our common stock over the expected term of stock options we have granted. We plan to continue to use the guideline peer group volatility information until the historical volatility of our common stock is sufficient to measure expected volatility for future option grants;
- The assumed dividend yield of zero is based on our expectation of not paying dividends for the foreseeable future;
- We determine the average expected life of "plain vanilla" stock options based on the simplified method in accordance with Securities and Exchange Commission Staff Accounting Bulletin Nos. 107 and 110, as our common stock has only been publicly traded since September 2015. We expect to use the simplified method until we have sufficient historical exercise data to provide a reasonable basis upon which to estimate expected term;
- We determine the risk-free interest rate by reference to implied yields available from U.S. Treasury securities with a remaining term equal to the expected life assumed at the date of grant; and

- We estimate forfeitures based on our historical analysis of actual stock option forfeitures. To date, we have had minimal forfeitures, and accordingly, we have assumed no forfeiture rate.

The fair value of restricted stock units is determined based on the fair value of our common stock on the date of the grant.

### **Fair Value of Common Stock**

In setting the exercise price of the stock options at each grant date, our Board of Directors or its compensation committee uses the estimated fair value of our common stock on the date of the grant. Prior to our IPO, there were significant assumptions and estimates required in determining the fair value of our common stock. Valuation estimates were prepared by management in accordance with the framework of the *American Institute of Certified Public Accountants Practice Aid, Valuation of Privately-Held-Company Equity Securities Issued as Compensation*, as well as through independent third-party valuations and were approved by our Board of Directors. Valuation estimates were based on a variety of factors including our financial position and historical financial performance, our stage of development, the valuations of comparable publicly traded companies, marketplace and macro-economic factors, the illiquid nature of our common stock, arm's-length sales of our preferred equity securities, the rights and preferences of our preferred equity securities and the prospects of a liquidity event such as an IPO, among others. After the completion of our IPO in September 2015, the fair value of our common stock used to determine the exercise price and fair value of stock options and restricted stock units is based on the closing price of our common stock on the date of grant.

### **Income Taxes and Utilization of Net Operating Loss Carryforward**

As of December 31, 2016, we had federal net operating loss (NOL) carryforwards of \$66.4 million, U.S. state NOL carryforwards of \$55.0 million and research and development credit carryforwards of \$11.0 million which may be available to offset future income tax liabilities and expire at various dates beginning in 2034.

Under the provisions of the Internal Revenue Code, the NOL and credit carryforwards are subject to review and possible adjustment by the Internal Revenue Service and state tax authorities. NOL and credit carryforwards may become subject to an annual limitation in the event of certain cumulative changes in the ownership interest of significant shareholders over a three-year period in excess of 50%, as defined under Sections 382 and 383 of the Internal Revenue Code, respectively, as well as similar state provisions. This could limit the amount of tax attributes that can be utilized annually to offset future taxable income or tax liabilities. The amount of the annual limitation is determined based on our value immediately prior to the ownership change. Subsequent ownership changes may further affect the limitation in future years. We have completed several financings since our inception, including our IPO, which may have resulted in a change in control as defined by Sections 382 and 383 of the Internal Revenue Code, or could result in a change in control in the future.

We account for income taxes in accordance with Financial Accounting Standards Board (FASB) ASC Topic 740, *Income Taxes*, which provides for deferred taxes using an asset and liability approach. We recognize deferred tax assets and liabilities for the expected future tax consequences of events that have been included in the financial statements or tax returns. Deferred tax assets and liabilities are determined based on the difference between the financial statement and tax bases of assets and liabilities using enacted tax rates in effect for the year in which the differences are expected to reverse. Valuation allowances are provided if based upon the weight of available evidence, it is more likely than not that some or all of the deferred tax assets will not be realized.

We have evaluated the positive and negative evidence bearing upon the realizability of our deferred tax assets, including our NOL and credit carryforwards. Based on our history of operating losses, we believe that it is more likely than not that the benefit of our deferred tax assets will not be realized. Accordingly, we have provided a full valuation allowance for deferred tax assets as of December 31, 2016 and 2015.

### **Recently Announced Accounting Pronouncements**

See Note 2 "Recently Announced Accounting Pronouncements" in the notes to the financial statements appearing elsewhere in this Annual Report on Form 10-K for a full description of recent accounting pronouncements and the potential impact on our financial statements.

**Results of Operations**
**Comparison of the Years Ended December 31, 2016 and 2015**

	Years Ended December 31,		Change
	2016	2015	
(in thousands)			
<b>Revenues</b>			
License revenue	\$ 4,303	\$ 5,025	\$ (722)
License revenue from related party	—	2,000	(2,000)
Reagent sales	213	257	(44)
Grant revenue	73	306	(233)
Total revenues	4,589	7,588	(2,999)
<b>Expenses</b>			
Costs of revenues			
Licensing costs (including amounts to related parties)	861	1,405	(544)
Costs of reagent sales (including amounts to related parties)	98	98	—
Research and development (including amounts to related parties)	45,482	17,279	28,203
General and administrative (including amounts to related parties)	23,590	11,912	11,678
Other operating expenses (income)	(102)	31	(133)
Total operating expenses	69,929	30,725	39,204
Loss from operations	(65,340)	(23,137)	(42,203)
<b>Other Income (Expense)</b>			
Investment income	1,938	346	1,592
Interest expense	—	(20)	20
Total other income (expense)	1,938	326	1,612
Loss before income taxes	(63,402)	(22,811)	(40,591)
<b>Income Tax Benefit</b>			
	435	—	435
Net loss	\$ (62,967)	\$ (22,811)	\$ (40,156)

*License Revenue and License Revenue from Related Party.* License revenue, including license revenue from related party, decreased by \$2.7 million, from \$7.0 million for the year ended December 31, 2015 to \$4.3 million for the year ended December 31, 2016. This decrease is primarily attributable to fewer commercial licenses granted by us in 2016 than in 2015.

*Grant Revenue.* Grant revenue decreased by \$0.2 million, from \$0.3 million for the year ended December 31, 2015 to \$0.1 million for the year ended December 31, 2016. This decrease is attributable to significantly less research and development activities conducted under our grant award from the EU. We are not currently seeking any further grant awards.

*Licensing Costs.* Licensing costs decreased by \$0.5 million, from \$1.4 million for the year ended December 31, 2015 to \$0.9 million for the year ended December 31, 2016. This decrease is attributable to a decrease in sublicense fees payable to The Trustees of the University of Pennsylvania (Penn) and GlaxoSmithKline LLC (GSK), as a result of a \$2.7 million decrease in license revenue recognized by us in 2016.

*Research and Development Expense.* Research and development expenses increased by \$28.2 million, from \$17.3 million for the year ended December 31, 2015 to \$45.5 million for the year ended December 31, 2016. This increase is primarily attributable to the following:

- an increase of \$8.0 million for personnel costs as a result of increased employee headcount, including a \$1.0 million increase in stock-based compensation expense, as well as recruiting costs associated with the hiring of key research and development personnel;
- an increase of \$6.6 million for externally sourced manufacturing process development and manufacturing of material for clinical trials related to RGX-501, RGX-314, RGX-111 and RGX-121;

- an increase of \$6.3 million for externally sourced preclinical research and development services related to our internal product candidates and the advancement of our technology and other potential product candidates;
- an increase of \$3.7 million for clinical trial activities primarily associated with RGX-501; and
- an increase of \$2.5 million for consulting and other professional services related to preclinical, manufacturing, clinical and regulatory activities.

*General and Administrative Expense.* General and administrative expenses increased by \$11.7 million, from \$11.9 million for the year ended December 31, 2015 to \$23.6 million for the year ended December 31, 2016. This increase is primarily attributable to the following:

- an increase of \$8.4 million for personnel costs as a result of increased employee headcount, including a \$3.1 million increase in stock-based compensation expense, as well as recruiting costs associated with the hiring of general corporate personnel;
- an increase of \$1.0 million for professional fees related to legal, accounting and advisory services, primarily attributable to commercial consulting services, investor and media relations and fees associated with directors;
- an increase of \$0.9 million for facilities, including depreciation expense, allocated to general and administrative personnel, as a result of increased employee headcount and leased office space; and
- an increase of \$0.5 million for insurance expenses as a result of general growth and operating as a public company.

*Investment Income.* Investment income increased by \$1.6 million, from \$0.3 million for the year ended December 31, 2015 to \$1.9 million for the year ended December 31, 2016. This increase is attributable to significantly higher investments in marketable securities in 2016 as a result of net cash proceeds received in 2015 from the sale and issuance of Series C convertible preferred stock (Series C Preferred Stock) and Series D convertible preferred stock (Series D Preferred Stock) prior to our IPO and from the sale and issuance of common stock in our IPO.

**Comparison of the Years Ended December 31, 2015 and 2014**

	<b>Years Ended December 31,</b>		<b>Change</b>
	<b>2015</b>	<b>2014</b>	
	<b>(in thousands)</b>		
<b>Revenues</b>			
License revenue	\$ 5,025	\$ 4,355	\$ 670
License revenue from related party	2,000	220	1,780
Reagent sales	257	326	(69)
Grant revenue	306	1,219	(913)
Total revenues	7,588	6,120	1,468
<b>Expenses</b>			
Costs of revenues			
Licensing costs (including amounts to related parties)	1,405	885	520
Costs of reagent sales (including amounts to related parties)	98	122	(24)
Research and development (including amounts to related parties)	17,279	4,961	12,318
General and administrative (including amounts to related parties)	11,912	3,851	8,061
Other operating expenses (income)	31	(17)	48
Total operating expenses	30,725	9,802	20,923
Loss from operations	(23,137)	(3,682)	(19,455)
<b>Other Income (Expense)</b>			
Investment income	346	—	346
Interest expense	(20)	(321)	301
Total other income (expense)	326	(321)	647
Loss before income taxes	(22,811)	(4,003)	(18,808)
<b>Income Tax Benefit</b>			
Net loss	\$ (22,811)	\$ (4,003)	\$ (18,808)

*License Revenue and License Revenue from Related Party.* License revenue, including license revenue from related party, increased by \$2.5 million, from \$4.6 million for the year ended December 31, 2014 to \$7.0 million for the year ended December 31, 2015. This increase in license revenue is primarily attributable to an increase in revenue recognized from up-front fees and option fees of \$1.9 million driven by seven new commercial licenses granted by us in 2015, as well as an increase in milestone fees of \$0.3 million and recurring annual maintenance fees of \$0.3 million recognized for licenses granted prior to 2015. Commercial licenses granted in 2015 generally carried higher up-front fees than licenses granted in 2014.

*Grant Revenue.* Grant revenue decreased by \$0.9 million, from \$1.2 million for the year ended December 31, 2014 to \$0.3 million for the year ended December 31, 2015. This decrease is primarily due to significantly less research and development activities conducted under our grant programs. As of January 2015, all grants awards from agencies of the U.S. federal government were completed. Additionally, we incurred significantly less reimbursable costs under our grant award from the EU.

*Licensing Costs.* Licensing costs increased by \$0.5 million, from \$0.9 million for the year ended December 31, 2014 to \$1.4 million for the year ended December 31, 2015. This increase is attributable to an increase in sublicense fees payable to Penn and GSK, as a result of a \$2.5 million increase in license revenue recognized by us in 2015.

*Research and Development Expense.* Research and development expenses increased by \$12.3 million, from \$5.0 million for the year ended December 31, 2014 to \$17.3 million for the year ended December 31, 2015. This increase is primarily attributable to the following:

- an increase of \$7.7 million for externally sourced research and development, process development and manufacturing of material for clinical trials related primarily to RGX-111, RGX-121 and RGX-314; and
- an increase of \$3.9 million for personnel costs as a result of increased employee headcount and stock-based compensation, as well as recruiting costs associated with the hiring of key research and development personnel.



*General and Administrative Expense.* General and administrative expenses increased by \$8.1 million, from \$3.9 million for the year ended December 31, 2014 to \$11.9 million for the year ended December 31, 2015. This increase is primarily attributable to the following:

- an increase of \$3.4 million for personnel costs as a result of increased employee headcount and stock-based compensation expense, as well as recruiting costs associated with the hiring of general corporate personnel;
- an increase of \$3.1 million for professional fees related to legal, accounting and consulting services, including fees associated with directors and advisors;
- an increase of \$0.3 million for travel expenses supporting general corporate activities, due largely to increased headcount;
- an increase of \$0.3 million for information technology expenses supporting general corporate activities; and
- an increase of \$0.3 million for insurance expenses as a result of general growth and operating as a public company.

*Investment Income.* Investment income increased by \$0.3 million, from \$0 for the year ended December 31, 2014 to \$0.3 million for the year ended December 31, 2015. This increase is attributable to significantly higher investments in marketable securities in 2015 as a result of net cash proceeds received from the sale and issuance of Series C Preferred Stock and Series D Preferred Stock prior to our IPO and from the sale and issuance of common stock in our IPO.

*Interest Expense.* Interest expense decreased by \$0.3 million, from \$0.3 million for the year ended December 31, 2014 to less than \$0.1 million for the year ended December 31, 2015. This decrease is attributable to the conversion of debt instruments outstanding with FoxKiser into Series C Preferred Stock in January 2015.

### **Liquidity and Capital Resources**

Prior to our IPO, we funded our research and development and operating activities principally from the issuance of convertible preferred stock, preferred units and debt instruments with share settlement options. Additionally, we have supplemented our cash flows with fees received from granting commercial licenses to our proprietary technology to other biotechnology and pharmaceutical companies.

In January 2015, we completed the sale and issuance of 4,631,774 shares of Series C Preferred Stock, par value \$0.0001 per share, at a per share price of \$6.477 for aggregate gross proceeds of \$30.0 million, including \$26.2 million of cash proceeds and the conversion \$3.8 million of debt by FoxKiser. In May 2015, we completed the sale and issuance of 7,366,849 shares of Series D Preferred Stock, par value \$0.0001 per share, at a per share price of \$9.5699 generating aggregate gross proceeds of \$70.5 million.

In September 2015, we completed our IPO whereby we sold 7,245,000 shares of common stock (inclusive of 945,000 shares of common stock sold pursuant to the full exercise of an option to purchase additional shares granted to the underwriters in connection with the offering) at a price of \$22.00 per share. The aggregate net proceeds from the offering were \$145.2 million, net of underwriting discounts and commissions and offering expenses payable by us. Upon the closing of the IPO, all outstanding shares of convertible preferred stock converted into 16,298,045 shares of common stock. As of December 31, 2016, we had cash, cash equivalents and marketable securities of \$159.0 million. We expect that our cash, cash equivalents and marketable securities as of December 31, 2016 will enable us to fund our operating expenses and capital expenditure requirements through mid-to-late 2018, based on our current business plan.

We have incurred losses since our inception and, as of December 31, 2016, had an accumulated deficit of \$114.8 million. We anticipate that we will continue to incur losses for at least the next several years. We expect that our research and development and general and administrative expenses will continue to increase for the foreseeable future. As a result, we will need additional capital to fund our operations, which we may obtain through one or more equity offerings, debt financings or other third-party funding, including potential strategic alliances and licensing or collaboration arrangements.

**Cash Flows**

	Years Ended December 31,		
	2016	2015	2014
	(in thousands)		
Net cash used in operating activities	\$ (48,558)	\$ (22,515)	\$ (2,399)
Net cash provided by (used in) investing activities	19,163	(163,800)	—
Net cash provided by financing activities	119	239,310	2,401
Net increase (decrease) in cash and cash equivalents	<u>\$ (29,276)</u>	<u>\$ 52,995</u>	<u>\$ 2</u>

**Operating Activities**

Net cash used in operating activities increased by \$26.0 million during the year ended December 31, 2016 from the year ended December 31, 2015. Net cash used in operating activities increased by \$20.1 million during the year ended December 31, 2015 from the year ended December 31, 2014. These increases are primarily attributable to increased employee headcount and significant increases in research and development and general and administrative expenses.

For the year ended December 31, 2016, our net cash used in operating activities of \$48.6 million consisted of a net loss of \$63.0 million, offset by \$9.2 million in adjustments for non-cash items and changes in working capital of \$5.2 million. Adjustments for non-cash items primarily consisted of stock-based compensation expenses of \$7.0 million and net amortization of premiums on marketable debt securities of \$2.0 million. The change in working capital was primarily attributable to an increase in accounts payable and accrued expenses and other current liabilities of \$4.1 million, an increase in deferred rent of \$1.3 million and a decrease in accounts receivable of \$1.1 million, and was partially offset by an increase in prepaid expenses and other current assets of \$0.9 million. The increase in accounts payable and accrued expenses and other current liabilities is largely driven by accrued personnel costs, including bonuses, and manufacturing expenses for material to be used in clinical trials. The increase in deferred rent is largely driven by lease incentives recognized during 2016 for tenant improvement allowances at our office and laboratory facilities in Rockville, Maryland. The decrease in accounts receivable is largely driven by up-front commercial license fees recognized in the fourth quarter of 2015 which were not collected until 2016, and for which there were no receivables as of December 31, 2016.

For the year ended December 31, 2015, our net cash used in operating activities of \$22.5 million consisted of a net loss of \$22.8 million and changes in working capital of \$3.0 million, offset by \$3.3 million in adjustments for non-cash items. The change in working capital is primarily attributable to a decrease in related party payables of \$3.8 million and an increase in prepaid expenses and other current assets of \$1.8 million, and was partially offset by an increase in accounts payable and accrued expenses and other current liabilities of \$2.8 million. Adjustments for non-cash items primarily consisted of stock-based compensation expenses of \$2.9 million and net amortization of premiums on marketable debt securities of \$0.3 million. The decrease in related party payables is primarily attributable to the conversion of outstanding service fees and debt to FoxKiser into Series C Preferred Stock in January 2015. The increases in prepaid expenses, accounts payable and accrued expenses and other current liabilities are primarily attributable to significant increases research and development and general and administrative expenses during the period.

For the year ended December 31, 2014, our net cash used in operating activities of \$2.4 million consisted of a net loss of \$4.0 million, offset by \$0.5 million in adjustments for non-cash items and changes in working capital of \$1.1 million. Adjustments for non-cash items primarily consisted of stock-based compensation expense of \$0.3 million. The change in working capital was primarily attributable to an increase in accounts payable and accrued expenses and other current liabilities of \$0.8 million, an increase in service fees payable to FoxKiser and other related party payables of \$1.0 million and an increase in advance payments of \$0.2 million, partially offset by an increase in accounts receivable of \$0.8 million.

**Investing Activities**

For the year ended December 31, 2016, net cash provided by investing activities primarily consisted of \$72.6 million in sales and maturities of marketable securities, partially offset by \$45.1 million to purchase marketable securities and \$8.1 million to purchase property and equipment.

For the year ended December 31, 2015, net cash used in investing activities consisted of \$163.3 million to purchase marketable securities and \$0.5 million to purchase property and equipment.

We had no cash flows from investing activities for the year ended December 31, 2014.

### **Financing Activities**

For the year ended December 31, 2016, net cash provided by financing activities primarily consisted of \$0.2 million in proceeds received from the exercise of stock options issued to employees.

For the year ended December 31, 2015, net cash provided by financing activities primarily consisted of \$26.0 million in net proceeds from the sale and issuance of Series C Preferred Stock, \$68.0 million in net proceeds from the sale and issuance of Series D Preferred Stock and \$145.2 million in net proceeds from the sale and issuance of common stock in our IPO.

For the year ended December 31, 2014, net cash provided by financing activities primarily consisted of \$2.4 million in proceeds from promissory notes issued to FoxKiser.

### **Future Funding Requirements**

To date, we have generated a limited amount of revenue through license agreements with strategic partners for research, development and commercialization of product candidates using our proprietary technology. Additionally, we have generated revenue from grant programs and sales of licensed reagents to customers for use in research and development, for which we do not expect significant future revenue. We do not expect to generate significant recurring revenue unless and until we obtain regulatory approval for and commercialize our product candidates. In addition, we expect our expenses to increase in connection with our ongoing development activities, particularly as we continue to expand the research, development and clinical trials of, and seek regulatory approval for, our internally developed product candidates. As a result of our IPO, we have and expect to continue to incur additional costs associated with operating as a public company. In addition, subject to obtaining regulatory approval for our internally developed product candidates, we expect to incur significant commercialization expenses for product sales, marketing, manufacturing and distribution. We anticipate that we will need substantial additional funding in connection with our continuing operations.

We expect that our cash, cash equivalents and marketable securities as of December 31, 2016 will enable us to fund our operating expenses and capital expenditure requirements through mid-to-late 2018, based on our current business plan. We intend to devote the majority of our current capital to clinical development and regulatory approval of our internally developed product candidates. We have based our estimates on assumptions that may prove to be wrong, and we may use our available capital resources sooner than we currently expect. Because of the numerous risks and uncertainties associated with the development and commercialization of gene therapy product candidates, we are unable to estimate the amount of increased capital outlays and operating expenditures necessary to complete the development of product candidates.

Our future capital requirements will depend on many factors, including:

- the timing of enrollment, commencement and completion of our clinical trials, including our clinical trials for RGX-314 and RGX-501;
- the results of our clinical trials, including clinical trials for RGX-314 and RGX-501;
- the results of our preclinical studies for our internal product candidates and any subsequent clinical trials;
- our planned expansion of the licensing of our NAV Technology Platform;
- the scope, progress, results and costs of drug discovery, laboratory testing, preclinical development and clinical trials, if any, for our internal product candidates;
- the costs associated with building out additional laboratory and manufacturing capacity, if any;
- the costs, timing and outcome of regulatory review of our product candidates;
- the costs of future activities, including product sales, medical affairs, marketing, manufacturing and distribution, for any of our product candidates for which we receive marketing approval;
- revenue, if any, received from commercial sale of our products, should any of our product candidates receive marketing approval;
- the costs of preparing, filing and prosecuting patent applications, maintaining and enforcing our intellectual property rights and defending any intellectual property-related claims;
- our current licensing agreements or collaborations remaining in effect;
- our ability to establish and maintain additional licensing agreements or collaborations on favorable terms, if at all;

- the extent to which we acquire or in-license other product candidates and technologies; and
- the costs associated with being a public company.

Many of these factors are outside of our control. Identifying potential product candidates and conducting preclinical testing and clinical trials is a time-consuming, expensive and uncertain process that takes years to complete, and we may never generate the necessary data or results required to obtain regulatory and marketing approval and achieve product sales. In addition, our product candidates, if approved, may not achieve commercial success. Our product revenues, if any, and any commercial milestones or royalty payments under our licensing agreements, will be derived from or based on sales of products that may not be commercially available for many years, if at all. In addition, revenue from our NAV Technology Platform sublicensing is dependent in part on the clinical and commercial success of our licensing partners. Neither we nor any of our NAV Technology Licensees have commercialized any products using our NAV Technology Platform. Accordingly, we will need to continue to rely on additional financing to achieve our business objectives.

To the extent that additional capital is raised through the sale of equity or equity-linked securities, the issuance of those securities could result in substantial dilution for our current stockholders and the terms may include liquidation or other preferences that adversely affect the rights of our current stockholders. Furthermore, the issuance of additional securities, whether equity or debt, by us, or the possibility of such issuance, may cause the market price of our common stock to decline and existing stockholders may not agree with our financing plans or the terms of such financings. Adequate additional financing may not be available to us on acceptable terms, or at all. We also could be required to seek funds through arrangements with partners or otherwise that may require us to relinquish rights to our intellectual property, our product candidates or otherwise agree to terms unfavorable to us.

### Contractual Obligations, Commitments and Contingencies

Our principal commitments consist of obligations under vendor contracts to provide research services and other purchase commitments with our vendors. Additionally, our commitments consist of obligations to our licensors under our in-license agreements, which include sublicense fees, milestones fees, royalties and reimbursement of patent maintenance costs.

The amount and timing of when these payments will actually be made is uncertain and the payments are contingent upon the initiation and completion of future activities, including services to be provided by our vendors. Sublicense fees are due to the licensors when we sublicense licenses to third-parties; the fees are based on a percentage of the sublicense fees received from the sublicensees. Milestone fees are payable by us upon our future achievement of certain development and regulatory milestones. Royalty fees are based on a percentage of net sales of licensed products. Maintenance costs are reimbursements to the licensors for maintaining licensed patents. These amounts are not fixed and determinable and therefore are not included in the table below.

We have entered into a number of long-term operating leases for office and laboratory space in Rockville, Maryland and New York, New York. As of December 31, 2016, future lease payments under operating leases are as follows (in thousands):

	<u>Total</u>	<u>Less Than 1 Year</u>	<u>Years 1-3</u>	<u>Years 3-5</u>	<u>More Than 5 Years</u>
Future minimum lease payments	\$ 8,128	\$ 1,589	\$ 3,322	\$ 2,267	\$ 950

### Off-Balance Sheet Arrangements

We did not have any off-balance sheet arrangements during the periods presented, and we do not currently have, any off-balance sheet arrangements, as defined in the rules and regulations of the SEC.

**ITEM 7A. QUALITATIVE AND QUANTITATIVE DISCLOSURES ABOUT MARKET RISK**

***Interest Rate Sensitivity***

Our primary exposure to interest rate sensitivity results from the cash equivalents and marketable securities in our investment portfolio. Our primary objectives in managing our investment portfolio are to preserve principal, maintain proper liquidity to meet operating needs and maximize yields. The securities we hold in our investment portfolio are subject to interest rate risk. At any time, significant changes in interest rates can affect the fair value of the investment portfolio and its interest earnings. Currently, we do not hedge these interest rate exposures. We have established policies and procedures to manage exposure to fluctuations in interest rates. If market interest rates were to increase immediately and uniformly by 100 basis points, or one percentage point, from levels at December 31, 2016, the net fair value of our interest-sensitive marketable securities would have resulted in a hypothetical decline of \$1.4 million.

***Concentrations of Credit Risk***

We deposit our cash with financial institutions that we consider to be of high credit quality and purchase marketable securities, which are generally investment grade, liquid, fixed income securities, and money market funds denominated in U.S. dollars. Our marketable securities consist primarily of corporate debt securities. We limit the amount of credit exposure to any one issuer and do not use derivative financial instruments in our investment portfolio. Our investments in marketable securities are classified as available-for-sale and are carried at fair value. Unrealized gains and losses, net of any related tax effects, are excluded from earnings and are included in other comprehensive income (loss) and reported as a separate component of stockholders' equity until realized. A decline in the fair value below cost of available-for-sale securities that is deemed other-than-temporary is charged to results of operations, resulting in the establishment of a new cost basis for the security.

Two customers accounted for approximately 68% of our total revenue for the year ended December 31, 2016. No other customer accounted for more than 10% of revenue in 2016. Future revenue is uncertain and may fluctuate significantly from period to period.

***Foreign Currency Risk***

Our results of operations and cash flows are subject to fluctuations due to changes in foreign currency exchange rates. A substantial majority of our expenses are denominated in U.S. Dollars. Our results of operations and cash flow are, therefore, subject to fluctuations due to changes in foreign currency exchange rates and may be harmed in the future due to changes in foreign exchange rates. To date, we have not entered into any hedging arrangements with respect to foreign currency risk or other derivative instruments. The effect of a hypothetical 10% change in foreign currency exchange rates applicable to our business would not harm our business, financial condition or results of operations.

**ITEM 8. FINANCIAL STATEMENTS AND SUPPLEMENTARY DATA**

The financial statements and related financial statement schedules required to be filed are listed in the Index to Financial Statements and are incorporated herein.

**ITEM 9. CHANGES IN AND DISAGREEMENTS WITH ACCOUNTANTS ON ACCOUNTING AND FINANCIAL DISCLOSURE**

Not applicable.

**ITEM 9A. CONTROLS AND PROCEDURES**

**Conclusion Regarding the Effectiveness of Disclosure Controls and Procedures**

Our management, with the participation of our Chief Executive Officer and our Chief Financial Officer, evaluated the effectiveness of our disclosure controls and procedures as of December 31, 2016. The term "disclosure controls and procedures," as defined in Rules 13a-15(e) and 15d-15(e) under the Securities Exchange Act of 1934 (the Exchange Act), means controls and other procedures of a company that are designed to ensure that information required to be disclosed by a company in the reports that it files or submits under the Exchange Act is recorded, processed, summarized and reported, within the time periods specified in the SEC's rules and forms. Disclosure controls and procedures include, without limitation, controls and procedures designed to ensure that information required to be disclosed by a company in the reports that it files or submits under the Exchange Act is accumulated

and communicated to the company's management, including its principal executive and principal financial officers, as appropriate to allow timely decisions regarding required disclosure.

Based on this evaluation, our Chief Executive Officer and Chief Financial Officer concluded as of December 31, 2016 that our disclosure controls and procedures were effective at a reasonable assurance level.

### **Management's Report on Internal Control over Financial Reporting**

Our management is responsible for establishing and maintaining adequate internal control over financial reporting. Internal control over financial reporting is defined in Rules 13a-15(f) and 15d-15(f) promulgated under the Exchange Act as a process designed by, or under the supervision of, our principal executive and principal financial officers and effected by our Board of Directors, management and other personnel, to provide reasonable assurance regarding the reliability of financial reporting and the preparation of financial statements for external purposes in accordance with generally accepted accounting principles and includes those policies and procedures that:

- Pertain to the maintenance of records that in reasonable detail accurately and fairly reflect the transactions and dispositions of our assets;
- Provide reasonable assurance that transactions are recorded as necessary to permit preparation of financial statements in accordance with generally accepted accounting principles, and that our receipts and expenditures are being made only in accordance with authorizations of our management and directors; and
- Provide reasonable assurance regarding prevention or timely detection of unauthorized acquisition, use or disposition of our assets that could have a material effect on the financial statements.

Under the supervision and with the participation of management, including our principal executive and financial officers, we assessed our internal control over financial reporting as of December 31, 2016, based on criteria for effective internal control over financial reporting established in Internal Control — Integrated Framework (2013), issued by the Committee of Sponsoring Organizations of the Treadway Commission (COSO). Our management's assessment of the effectiveness of our internal control over financial reporting included testing and evaluating the design and operating effectiveness of our internal controls. In our management's opinion, we have maintained effective internal control over financial reporting as of December 31, 2016, based on criteria established in the COSO 2013 framework.

This Annual Report on Form 10-K does not include an attestation report of our independent registered public accounting firm due to a transition period established by rules of the SEC for emerging growth companies.

### **Changes in Internal Control over Financial Reporting**

There were no changes in our internal control over financial reporting (as defined in Rules 13a-15(f) and 15d-15(f) under the Exchange Act) that occurred during the year ended December 31, 2016 that have materially affected, or are reasonably likely to materially affect, our internal control over financial reporting.

### **Limitations on the Effectiveness of Controls**

Control systems, no matter how well conceived and operated, are designed to provide a reasonable, but not an absolute, level of assurance that the objectives of the control system are met. Further, the design of a control system must reflect the fact that there are resource constraints, and the benefits of controls must be considered relative to their costs. Because of the inherent limitations in all control systems, no evaluation of controls can provide absolute assurance that all control issues and instances of fraud, if any, have been detected. Because of the inherent limitations in any control system, misstatements due to error or fraud may occur and not be detected.

### **ITEM 9B. OTHER INFORMATION**

None.

**PART III**

**ITEM 10. DIRECTORS, EXECUTIVE OFFICERS AND CORPORATE GOVERNANCE**

The information required by this item regarding our directors, including the audit committee and audit committee financial experts, executive officers, corporate governance, our code of ethics and compliance with Section 16(a) of the Exchange Act will be included in our Proxy Statement for the 2017 Annual Meeting of Stockholders to be filed with the SEC within 120 days of the fiscal year ended December 31, 2016 (2017 Proxy Statement) and is incorporated herein by reference.

We maintain a code of business conduct that qualifies as a “code of ethics” under Item 406 of the SEC’s Regulation S-K and applies to each of our directors, officers and employees, including our principal executive officer, principal financial officer, principal accounting officer and controller, or persons performing similar functions. The code of business conduct is available in the corporate governance section of our corporate website at [www.regenxbio.com](http://www.regenxbio.com). Any amendment or waiver of the “code of ethics” provisions of the code of business conduct for an executive officer or director may be granted only by our Board of Directors or a committee thereof and must be timely disclosed as required by applicable law. We intend to disclose any such amendment or waiver applicable to any principal executive officer, principal financial officer, principal accounting officer or controller, or persons performing similar functions, in a report filed with the SEC on Form 8-K or on our corporate website at [www.regenxbio.com](http://www.regenxbio.com).

**ITEM 11. EXECUTIVE COMPENSATION**

The information required by this item regarding executive compensation will be included in our 2017 Proxy Statement and is incorporated herein by reference.

**ITEM 12. SECURITY OWNERSHIP OF CERTAIN BENEFICIAL OWNERS AND MANAGEMENT AND RELATED STOCKHOLDER MATTERS**

The information required by this item regarding security ownership and certain beneficial owners and management will be included in our 2017 Proxy Statement and is incorporated herein by reference.

**ITEM 13. CERTAIN RELATIONSHIPS AND RELATED TRANSACTIONS, AND DIRECTOR INDEPENDENCE**

The information required by this item regarding certain relationships and related transactions and director independence will be included in our 2017 Proxy Statement and is incorporated herein by reference.

**ITEM 14. PRINCIPAL ACCOUNTANT FEES AND SERVICES**

The information required by this item regarding principal accounting fees and services will be included in our 2017 Proxy Statement and is incorporated herein by reference.

**PART IV**

**ITEM 15. EXHIBITS AND FINANCIAL STATEMENTS SCHEDULES**

(a) The following documents are filed as part of, or incorporated by reference into, this Annual Report on Form 10-K:

1. *Financial Statements*. See Index to Financial Statements under Item 8 of this Annual Report on Form 10-K.
2. *Financial Statement Schedules*. All schedules have been omitted because the information required to be presented in them is not applicable or is shown in the financial statements or related notes.
3. *Exhibits*. We have filed, or incorporated into this Annual Report on Form 10-K by reference, the exhibits listed on the accompanying Exhibit Index immediately following the financial statements in this Annual Report on Form 10-K.

(b) *Exhibits*. See Item 15(a)(3) above.

(c) *Financial Statement Schedules*. See Item 15(a)(2) above.

**ITEM 16. FORM 10-K SUMMARY**

Not applicable.



### Signatures

Pursuant to the requirements of Section 13 and 15(d) of the Securities Exchange Act of 1934, the registrant has duly caused this Annual Report on Form 10-K to be signed on its behalf by the undersigned, thereunto duly authorized, in the City of Rockville, State of Maryland, on March 7, 2017.

#### REGENXBIO INC.

By: /s/ Kenneth T. Mills  
Kenneth T. Mills,  
President and Chief Executive Officer

Pursuant to the requirements of the Securities Act of 1934, this Annual Report on Form 10-K has been signed below by the following persons on behalf of the registrant and in the capacities and on the dates indicated.

<u>Signature</u>	<u>Title</u>	<u>Date</u>
<u>/s/ Kenneth T. Mills</u> Kenneth T. Mills	President, Chief Executive Officer and Director (Principal Executive Officer)	March 7, 2017
<u>/s/ Vittal Vasista</u> Vittal Vasista	Chief Financial Officer (Principal Financial and Accounting Officer)	March 7, 2017
<u>/s/ Donald J. Hayden, Jr.</u> Donald J. Hayden, Jr.	Chairman of the Board of Directors	March 7, 2017
<u>/s/ Daniel J. Abdun-Nabi</u> Daniel J. Abdun-Nabi	Director	March 7, 2017
<u>/s/ Luke M. Beshar</u> Luke M. Beshar	Director	March 7, 2017
<u>/s/ Allan M. Fox</u> Allan M. Fox	Director	March 7, 2017
<u>/s/ A.N. "Jerry" Karabelas</u> A.N. "Jerry" Karabelas	Director	March 7, 2017
<u>/s/ David C. Stump</u> David C. Stump	Director	March 7, 2017
<u>/s/ Daniel Tassé</u> Daniel Tassé	Director	March 7, 2017

**REGENXBIO INC.  
INDEX TO FINANCIAL STATEMENTS**

	<b>Page</b>
<a href="#">Report of Independent Registered Public Accounting Firm</a>	105
Financial Statements:	
<a href="#">Balance Sheets</a>	106
<a href="#">Statements of Operations and Comprehensive Loss</a>	107
<a href="#">Statements of Convertible Preferred Stock and Preferred Units, and Stockholders' and Members' Equity (Deficit)</a>	108
<a href="#">Statements of Cash Flows</a>	110
<a href="#">Notes to Financial Statements</a>	111

**Report of Independent Registered Public Accounting Firm**

To the Stockholders and Board of Directors of REGENXBIO Inc.:

In our opinion, the accompanying balance sheets and the related statements of operations and comprehensive loss, convertible preferred stock and preferred units, and stockholders' and members' equity (deficit), and cash flows present fairly, in all material respects, the financial position of REGENXBIO Inc. (the Company) as of December 31, 2016 and 2015, and the results of its operations and its cash flows for each of the three years in the period ended December 31, 2016 in conformity with accounting principles generally accepted in the United States of America. These financial statements are the responsibility of the Company's management. Our responsibility is to express an opinion on these financial statements based on our audits. We conducted our audits of these financial statements in accordance with the standards of the Public Company Accounting Oversight Board (United States). Those standards require that we plan and perform the audit to obtain reasonable assurance about whether the financial statements are free of material misstatement. An audit includes examining, on a test basis, evidence supporting the amounts and disclosures in the financial statements, assessing the accounting principles used and significant estimates made by management, and evaluating the overall financial statement presentation. We believe that our audits provide a reasonable basis for our opinion.

/s/ PricewaterhouseCoopers LLP

McLean, Virginia  
March 7, 2017

**REGENXBIO INC.**  
**BALANCE SHEETS**  
(in thousands, except per share data)

	December 31, 2016	December 31, 2015
<b>Assets</b>		
Current assets		
Cash and cash equivalents	\$ 24,840	\$ 54,116
Marketable securities	64,714	60,025
Accounts receivable	1,032	2,136
Prepaid expenses	1,775	1,020
Other current assets	1,010	851
Total current assets	93,371	118,148
Marketable securities	69,412	102,226
Property and equipment, net	9,324	538
Cost method investments	—	300
Restricted cash	225	—
Other assets	400	168
Total assets	<u>\$ 172,732</u>	<u>\$ 221,380</u>
<b>Liabilities and Stockholders' Equity</b>		
Current liabilities		
Accounts payable	\$ 1,543	\$ 1,014
Accrued expenses and other current liabilities	8,126	3,198
Advance payments	—	127
Total current liabilities	9,669	4,339
Deferred rent, net of current portion	1,326	233
Total liabilities	10,995	4,572
Commitments and contingencies (Note 6)		
Stockholders' equity		
Preferred stock; \$0.0001 par value; 10,000 shares authorized, and no shares issued and outstanding at December 31, 2016 and December 31, 2015	—	—
Common stock; \$0.0001 par value; 100,000 shares authorized at December 31, 2016 and December 31, 2015; 26,477 and 26,313 shares issued and outstanding at December 31, 2016 and December 31, 2015, respectively	3	3
Additional paid-in capital	276,354	269,144
Accumulated other comprehensive loss	(33)	(719)
Accumulated deficit	(114,587)	(51,620)
Total stockholders' equity	161,737	216,808
Total liabilities and stockholders' equity	<u>\$ 172,732</u>	<u>\$ 221,380</u>

*The accompanying notes are an integral part of these financial statements.*

**REGENXBIO INC.**  
**STATEMENTS OF OPERATIONS AND COMPREHENSIVE LOSS**  
(in thousands, except per share data)

	Years Ended December 31,		
	2016	2015	2014
<b>Revenues</b>			
License revenue	\$ 4,303	\$ 5,025	\$ 4,355
License revenue from related party	—	2,000	220
Reagent sales	213	257	326
Grant revenue	73	306	1,219
Total revenues	4,589	7,588	6,120
<b>Expenses</b>			
Costs of revenues			
Licensing costs (including amounts to related parties)	861	1,405	885
Costs of reagent sales (including amounts to related parties)	98	98	122
Research and development (including amounts to related parties)	45,482	17,279	4,961
General and administrative (including amounts to related parties)	23,590	11,912	3,851
Other operating expenses (income)	(102)	31	(17)
Total operating expenses	69,929	30,725	9,802
Loss from operations	(65,340)	(23,137)	(3,682)
<b>Other Income (Expense)</b>			
Investment income	1,938	346	—
Interest expense	—	(20)	(321)
Total other income (expense)	1,938	326	(321)
Loss before income taxes	(63,402)	(22,811)	(4,003)
<b>Income Tax Benefit</b>			
Net loss	435	—	—
	\$ (62,967)	\$ (22,811)	\$ (4,003)
<b>Other Comprehensive Income (Loss)</b>			
Unrealized gain (loss) on available-for-sale securities, net of income tax expense of \$435 for the year ended December 31, 2016	686	(719)	—
Total other comprehensive income (loss)	686	(719)	—
Comprehensive loss	\$ (62,281)	\$ (23,530)	\$ (4,003)
<b>Reconciliation of net loss to net loss applicable to common stockholders</b>			
Net loss	\$ (62,967)	\$ (22,811)	\$ (4,003)
Net accretion and dividends on convertible preferred stock	—	(1,747)	(815)
Net gain on extinguishment of convertible preferred stock	—	759	—
Net loss applicable to common stockholders	\$ (62,967)	\$ (23,799)	\$ (4,818)
Basic and diluted net loss per common share	\$ (2.38)	\$ (2.59)	\$ (1.82)
Weighted-average basic and diluted common shares	26,409	9,173	2,643

*The accompanying notes are an integral part of these financial statements.*

**REGENXBIO INC.**  
**STATEMENTS OF CONVERTIBLE PREFERRED STOCK AND PREFERRED UNITS,**  
**AND STOCKHOLDERS' AND MEMBERS' EQUITY (DEFICIT)**  
(in thousands)

	Series A Preferred Units		Series B Preferred Units		Series A Convertible Preferred Stock		Series B Convertible Preferred Stock		Series C Convertible Preferred Stock		Series D Convertible Preferred Stock		Total Convertible Preferred Stock and Preferred Units
	Units	Amount	Units	Amount	Shares	Amount	Shares	Amount	Shares	Amount	Shares	Amount	
<b>Balances at December 31, 2013</b>	119,656	\$ 3,779	95,315	\$ 7,999	—	\$ —	—	\$ —	—	\$ —	—	\$ —	\$ 11,778
Conversion from LLC to C corporation	(119,656)	(3,779)	(95,315)	(7,999)	2,393	3,779	1,906	7,999	—	—	—	—	—
Accretion of convertible preferred stock	—	—	—	—	—	184	—	631	—	—	—	—	815
Discount on related party promissory notes	—	—	—	—	—	—	—	—	—	—	—	—	—
Exercise of stock options	—	—	—	—	—	—	—	—	—	—	—	—	—
Stock-based compensation expense	—	—	—	—	—	—	—	—	—	—	—	—	—
Net loss	—	—	—	—	—	—	—	—	—	—	—	—	—
<b>Balances at December 31, 2014</b>	—	—	—	—	2,393	3,963	1,906	8,630	—	—	—	—	12,593
Issuance of Series C convertible preferred stock, net of transaction costs of \$187	—	—	—	—	—	—	—	—	4,047	26,021	—	—	26,021
Issuance of Series C convertible preferred stock for the conversion of outstanding related party debt	—	—	—	—	—	—	—	—	585	3,792	—	—	3,792
Issuance of Series D convertible preferred stock, net of transaction costs of \$2,502	—	—	—	—	—	—	—	—	—	—	7,367	67,998	67,998
Loss (gain) on extinguishment of convertible preferred stock	—	—	—	—	—	1,317	—	(2,076)	—	—	—	—	(759)
Accretion (decretion) of convertible preferred stock	—	—	—	—	—	(2,280)	—	1,338	—	187	—	2,502	1,747
Conversion of convertible preferred stock into common stock upon initial public offering	—	—	—	—	(2,393)	(3,000)	(1,906)	(7,892)	(4,632)	(30,000)	(7,367)	(70,500)	(111,392)
Issuance of common stock upon initial public offering, net of transaction costs of \$14,206	—	—	—	—	—	—	—	—	—	—	—	—	—
Discount on related party promissory notes	—	—	—	—	—	—	—	—	—	—	—	—	—
Exercise of stock options	—	—	—	—	—	—	—	—	—	—	—	—	—
Stock-based compensation expense	—	—	—	—	—	—	—	—	—	—	—	—	—
Unrealized loss on available-for-sale securities	—	—	—	—	—	—	—	—	—	—	—	—	—
Net loss	—	—	—	—	—	—	—	—	—	—	—	—	—
<b>Balances at December 31, 2015</b>	—	—	—	—	—	—	—	—	—	—	—	—	—
Exercise of stock options	—	—	—	—	—	—	—	—	—	—	—	—	—
Stock-based compensation expense	—	—	—	—	—	—	—	—	—	—	—	—	—
Unrealized gain on available-for-sale securities, net of income tax expense of \$435	—	—	—	—	—	—	—	—	—	—	—	—	—
Net loss	—	—	—	—	—	—	—	—	—	—	—	—	—
<b>Balances at December 31, 2016</b>	—	\$ —	—	\$ —	—	\$ —	—	\$ —	—	\$ —	—	\$ —	\$ —

	Class A Units		Common Stock		Additional	Accumulated	Accumulated	Total
	Units	Amount	Shares	Amount	Paid-in	Other	Deficit	Stockholders' and Members' Equity (Deficit)
					Capital	Loss		
<b>Balances at December 31, 2013</b>	132,148	\$ 10,885	—	\$ —	\$ —	\$ —	\$ (24,806)	\$ (13,921)
Conversion from LLC to C corporation	(132,148)	(10,885)	2,643	—	10,885	—	—	—
Accretion of convertible preferred stock	—	—	—	—	(815)	—	—	(815)
Discount on related party promissory notes	—	—	—	—	128	—	—	128
Exercise of stock options	—	—	2	—	1	—	—	1
Stock-based compensation expense	—	—	—	—	319	—	—	319
Net loss	—	—	—	—	—	—	(4,003)	(4,003)
<b>Balances at December 31, 2014</b>	—	—	2,645	—	10,518	—	(28,809)	(18,291)
Issuance of Series C convertible preferred stock, net of transaction costs of \$187	—	—	—	—	—	—	—	—
Issuance of Series C convertible preferred stock for the conversion of outstanding related party debt	—	—	—	—	—	—	—	—
Issuance of Series D convertible preferred stock, net of transaction costs of \$2,502	—	—	—	—	—	—	—	—
Loss (gain) on extinguishment of convertible preferred stock	—	—	—	—	759	—	—	759
Accretion (decretion) of convertible preferred stock	—	—	—	—	(1,747)	—	—	(1,747)
Conversion of convertible preferred stock into common stock upon initial public offering	—	—	16,298	2	111,390	—	—	111,392
Issuance of common stock upon initial public offering, net of transaction costs of \$14,206	—	—	7,245	1	145,183	—	—	145,184
Discount on related party promissory notes	—	—	—	—	13	—	—	13
Exercise of stock options	—	—	125	—	107	—	—	107
Stock-based compensation expense	—	—	—	—	2,921	—	—	2,921
Unrealized loss on available-for-sale securities	—	—	—	—	—	(719)	—	(719)
Net loss	—	—	—	—	—	—	(22,811)	(22,811)
<b>Balances at December 31, 2015</b>	—	—	26,313	3	269,144	(719)	(51,620)	216,808
Exercise of stock options	—	—	163	—	179	—	—	179
Stock-based compensation expense	—	—	—	—	7,031	—	—	7,031
Unrealized gain on available-for-sale securities, net of income tax expense of \$435	—	—	—	—	—	686	—	686
Net loss	—	—	—	—	—	—	(62,967)	(62,967)
<b>Balances at December 31, 2016</b>	—	\$ —	26,477	\$ 3	\$ 276,354	\$ (33)	\$ (114,587)	\$ 161,737

The accompanying notes are an integral part of these financial statements.

**REGENXBIO INC.**  
**STATEMENTS OF CASH FLOWS**  
(in thousands)

	Years Ended December 31,		
	2016	2015	2014
<b>Cash flows from operating activities</b>			
Net loss	\$ (62,967)	\$ (22,811)	\$ (4,003)
Adjustments to reconcile net loss to net cash used in operating activities			
Stock-based compensation expense	7,031	2,921	319
Net amortization of premiums and accretion of discounts on marketable debt securities	2,004	311	—
Depreciation and amortization	544	80	—
Other non-cash adjustments	(399)	24	175
Changes in operating assets and liabilities			
Accounts receivable	1,073	(265)	(838)
Prepaid expenses	(755)	(992)	(28)
Other current assets	(159)	(851)	—
Other assets	(139)	(168)	—
Accounts payable	186	590	33
Accrued expenses and other current liabilities	3,873	2,221	764
Due to related party under services agreement	—	(34)	768
Other related party payables	—	(3,761)	258
Advance payments	(127)	(26)	153
Deferred rent	1,277	246	—
Net cash used in operating activities	(48,558)	(22,515)	(2,399)
<b>Cash flows from investing activities</b>			
Restricted cash	(225)	—	—
Purchases of marketable securities	(45,072)	(163,278)	—
Maturities of marketable securities	72,586	—	—
Sales of marketable securities	23	—	—
Purchases of property and equipment	(8,149)	(522)	—
Net cash provided by (used in) investing activities	19,163	(163,800)	—
<b>Cash flows from financing activities</b>			
Proceeds from exercise of stock options	179	107	1
Issuance costs for potential public offering of common stock	(60)	—	—
Proceeds from issuance of Series C convertible preferred stock, net of transaction costs	—	26,021	—
Proceeds from issuance of Series D convertible preferred stock, net of transaction costs	—	67,998	—
Proceeds from initial public offering of common stock, net of transaction costs	—	145,184	—
Proceeds from related party promissory notes	—	—	2,400
Net cash provided by financing activities	119	239,310	2,401
Net increase (decrease) in cash and cash equivalents	(29,276)	52,995	2
<b>Cash and cash equivalents</b>			
Beginning of period	54,116	1,121	1,119
End of period	\$ 24,840	\$ 54,116	\$ 1,121
<b>Supplemental cash flow information</b>			
Cash paid for interest	\$ —	\$ 7	\$ 164
<b>Supplemental disclosures of non-cash investing and financing activities</b>			
Purchases of property and equipment in accounts payable and accrued expenses	\$ 1,181	\$ 96	\$ —
Deferred issuance costs for potential public offering of common stock in accrued expenses	\$ 33	\$ —	\$ —
Conversion of accrued service fees to related party into Series C convertible preferred stock	\$ —	\$ 2,403	\$ —
Conversion of related party promissory notes into Series C convertible preferred stock	\$ —	\$ 1,389	\$ —
Conversion of convertible preferred stock into common stock upon initial public offering	\$ —	\$ 111,392	\$ —
Deferred issuance costs for Series C convertible preferred stock in accrued expenses	\$ —	\$ —	\$ 157

*The accompanying notes are an integral part of these financial statements.*



**REGENXBIO INC.**  
**NOTES TO FINANCIAL STATEMENTS**

**1. Nature of Business**

REGENXBIO Inc. (the Company) was formed on July 16, 2008 in the state of Delaware as ReGenX, LLC, and on December 22, 2009, changed its name to ReGenX Biosciences, LLC. On September 16, 2014, the Company converted from a limited liability company (LLC) to a C-corporation, and changed its name to REGENXBIO Inc. The Company is a leading clinical-stage biotechnology company seeking to improve lives through the curative potential of gene therapy. The Company's proprietary adeno-associated virus (AAV) gene delivery platform (NAV® Technology Platform) consists of exclusive rights to over 100 novel AAV vectors, including AAV7, AAV8, AAV9 and AAVrh10. The Company's NAV® Technology Platform is being applied by the Company, as well as by third-party licensees, in the development of product candidates for a variety of diseases with unmet needs.

***Initial Public Offering***

On September 22, 2015, the Company completed its initial public offering (IPO) whereby the Company sold 7,245,000 shares of common stock (inclusive of 945,000 shares of common stock sold by the Company pursuant to the full exercise of an option to purchase additional shares granted to the underwriters in connection with the offering) at a price of \$22.00 per share. The shares began trading on The NASDAQ Global Select Market on September 17, 2015. The aggregate net proceeds received by the Company from the offering were \$145.2 million, net of underwriting discounts and commissions and offering expenses payable by the Company. Upon the closing of the IPO, all outstanding shares of convertible preferred stock converted into 16,298,045 shares of common stock.

***Liquidity and Risks***

As of December 31, 2016, the Company had generated an accumulated deficit of \$114.6 million since inception. As the Company continues to incur losses, transition to profitability is dependent upon the successful development, approval and commercialization of its product candidates and achieving a level of revenues adequate to support the Company's cost structure. The Company may never achieve profitability, and unless and until it does, the Company will continue to need to raise additional capital. As of December 31, 2016, the Company had cash, cash equivalents and marketable securities of \$159.0 million, which management believes is sufficient to fund operations for at least the next twelve months from the date these financial statements were issued.

The Company is subject to risks common to companies in the biotechnology industry, including, but not limited to, development by the Company or its competitors of technological innovations, risks of failure of clinical trials, dependence on key personnel, protection of proprietary technology, compliance with government regulations and ability to transition from preclinical manufacturing to commercial production of products.

**2. Summary of Significant Accounting Policies*****Basis of Presentation***

The accompanying financial statements have been prepared in conformity with accounting principles generally accepted in the United States of America (GAAP). Any reference in these notes to applicable guidance is meant to refer to the authoritative GAAP as found in the Accounting Standards Codification (ASC) and Accounting Standards Update (ASU) of the Financial Accounting Standards Board (FASB).

***Foreign Currency Transactions***

Transaction gains (losses) that arise from exchange rate fluctuations on transactions denominated in a currency other than the U.S. dollar are included in the statements of operations and comprehensive loss as incurred.

### ***Use of Estimates***

The preparation of financial statements in conformity with GAAP requires management to make estimates and assumptions that affect the reported amounts in the financial statements and accompanying notes. Actual results could materially differ from those estimates. Management considers many factors in selecting appropriate financial accounting policies and controls, and in developing the estimates and assumptions that are used in the preparation of these financial statements. Management must apply significant judgment in this process. In addition, other factors may affect estimates, including: expected business and operational changes, sensitivity and volatility associated with the assumptions used in developing estimates and whether historical trends are expected to be representative of future trends. The estimation process often may yield a range of potentially reasonable estimates of the ultimate future outcomes and management must select an amount that falls within that range of reasonable estimates. This process may result in actual results differing materially from those estimated amounts used in the preparation of the financial statements. Estimates are used in the following areas, among others: stock-based compensation expense, accrued research and development expenses and the fair value of financial instruments.

### ***Reclassifications***

Certain amounts reported in prior periods have been reclassified to conform to current period financial statement presentation. These reclassifications are not material and have no effect on previously reported financial position, results of operations and cash flows.

### ***Segment and Geographical Information***

Operating segments are identified as components of an enterprise about which separate discrete financial information is available for evaluation by the chief operating decision maker (CODM), or decision making group, in making decisions on how to allocate resources and assess performance. The Company's CODM, the Chief Executive Officer, views its operations and manages its business as one operating segment.

For the year ended December 31, 2016, 90 percent of the Company's revenue was generated from customers located in the U.S. For the year ended December 31, 2015, 78 percent and 21 percent of the Company's revenue was generated from customers located in the U.S. and Europe, respectively. For the year ended December 31, 2014, 60 percent and 40 percent of the Company's revenue was generated from customers located in the U.S. and Europe, respectively. Country of origin for revenue is determined by the Company based on the country of domicile of licensees for license revenue, the country in which reagent sales are delivered to for reagent sales and the location of grantors for government grant revenue. All of the Company's assets currently reside in the U.S.

### ***Cash and Cash Equivalents***

The Company considers all highly liquid investments purchased with original maturities of 90 days or less at acquisition to be cash equivalents. Cash and cash equivalents include cash held in banks and money market mutual funds.

### ***Restricted Cash***

Restricted cash includes money market mutual funds used to collateralize an irrevocable letter of credit as required by the Company's lease agreement for its office space in New York, New York.

### ***Marketable Securities***

The Company's marketable securities are classified as available-for-sale and are carried at fair value. Marketable securities with remaining maturity dates exceeding twelve months which are not intended to be sold prior to maturity for use in current operations are classified as non-current. Unrealized gains and losses, net of any related tax effects, are excluded from earnings and are included in other comprehensive income (loss) and reported as a separate component of stockholders' equity until realized. A decline in the fair value below cost of available-for-sale securities that is deemed other-than-temporary is charged to results of operations, resulting in the establishment of a new cost basis for the security. Premiums and discounts are amortized or accreted into the cost basis over the life of the related security as adjustments to the yield using the effective-interest method. Interest income is recognized when earned. Realized gains and losses from the sale of marketable securities are based on the specific identification method and are included in results of operations.

The Company regularly evaluates whether declines in the fair value of its investments below their cost are other-than-temporary. The evaluation includes consideration of the cause of the impairment, including the creditworthiness of the security issuers, the

number of securities in an unrealized loss position, the severity and duration of the unrealized losses, whether the Company has the intent to sell the securities and whether it is more likely than not that the Company will be required to sell the securities before the recovery of their amortized cost basis. If the Company determines that the decline in fair value of an investment is below its accounting basis and this decline is other-than-temporary, the Company would reduce the carrying value of the security it holds and record a loss for the amount of such decline. The Company has not recorded any declines in value judged to be other-than-temporary on its investments.

**Concentrations of Credit Risk and Off-balance Sheet Risk**

Cash and cash equivalents, marketable securities and accounts receivable are financial instruments that are potentially subject to concentrations of credit risk. The Company’s cash and cash equivalents are deposited in accounts at multiple financial institutions, and amounts may exceed federally insured limits. The Company believes it is not exposed to significant credit risk due to the financial strength of the depository institutions in which the cash and cash equivalents are held. The Company’s marketable securities primarily consist of fixed income corporate debt securities and may subject the Company to concentrations of credit risk. The Company has adopted an investment policy which limits potential concentrations of investments and establishes minimum acceptable credit ratings, thereby reducing credit risk exposure. Management believes that it is not exposed to significant credit risk related to accounts receivable due to the credit quality and history of collections from its significant customers. The Company has no financial instruments with off-balance sheet risk of loss.

The following table summarizes those customers who represented at least 10 percent of revenue or accounts receivable for the periods presented:

	Revenue			Accounts Receivable	
	Years Ended December 31,			December 31,	
	2016	2015	2014	2016	2015
Customer A	*	*	33%	*	*
Customer B	*	*	14%	57%	25%
Customer C <sup>(1)</sup>	*	41%	*	*	*
Customer D	24%	*	*	*	*
Customer E	*	*	*	19%	*
Customer F	*	16%	*	*	42%
Customer G	*	22%	*	*	19%
Customer H	44%	*	*	*	*

\* Represented less than 10%

(1) Represents a related party prior to September 30, 2015

**Accounts Receivable**

Accounts receivable consist of amounts due to the Company resulting from the Company’s licensing arrangements, reagent sales and grant programs. Receivables are stated net of an allowance for doubtful accounts, if deemed necessary based on the Company’s evaluation of collectability using specific identification of account balances and historical information regarding write-offs. Account balances are charged off against the allowance when the potential for recovery is considered remote. The Company has not recorded an allowance for doubtful accounts as of December 31, 2016 or 2015.

**Property and Equipment**

Property and equipment is stated at cost. Maintenance and repairs that do not improve or extend the lives of the respective assets are expensed to operations as incurred. Upon disposal, the related cost and accumulated depreciation is removed from the accounts and any resulting gain or loss is included in the results of operations. Depreciation and amortization is calculated using the straight-line method over the estimated useful lives of the assets, which are as follows:

Computer equipment and software	3 years
Lab equipment	5 years
Furniture and fixtures	5 years
Leasehold improvements	Shorter of lease term or estimated useful life

### ***Impairment of Long-lived Assets***

The Company reviews long-lived assets when events or changes in circumstances indicate the carrying value of the assets may not be recoverable. Recoverability is measured by comparison of the book values of the assets to estimated future net undiscounted cash flows that the assets are expected to generate. If such assets are considered to be impaired, the impairment to be recognized is measured by the amount by which the book value of the assets exceed their fair value, which is measured based on the projected discounted future net cash flows arising from the assets. No impairment losses have been recorded during the years ended December 31, 2016, 2015 and 2014.

### ***Cost Method Investments***

Cost method investments consist of non-marketable holdings in certain corporations and are stated at cost. The Company accounts for its investments in other entities using the cost method if its ownership interest is below 20 percent and the Company does not have significant influence over the operations of the entity. As of December 31, 2015, the Company's cost method investment in Audentes Therapeutics, Inc. (Audentes) had a carrying value of \$0.3 million. As of December 31, 2016, the Company did not have any cost method investments.

Declines in the fair value of cost method investments below their carrying value that are deemed to be other-than-temporary are reflected in the statements of operations and comprehensive loss as realized losses. In estimating other-than-temporary impairment losses, management considers, among other things, the length of time and the extent to which the fair value has been less than cost, the financial condition and near-term prospects of the issuer and the intent and ability of the Company to retain its investments in the issuer for a period of time sufficient to allow for the anticipated recovery in fair value. The Company has not identified any events or changes in circumstances that would have an adverse effect on the fair value of its cost method investments. Accordingly, no other-than-temporary impairment losses were recorded for the years ended December 31, 2016, 2015 and 2014.

### ***Fair Value of Financial Instruments***

The Company is required to disclose information on all assets and liabilities reported at fair value that enables an assessment of the inputs used in determining the reported fair values. FASB ASC Topic 820, *Fair Value Measurements and Disclosures* (ASC 820), establishes a hierarchy of inputs used in measuring fair value that maximizes the use of observable inputs and minimizes the use of unobservable inputs by requiring that the observable inputs be used when available. Observable inputs are inputs that market participants would use in pricing the asset or liability based on market data obtained from sources independent of the Company. Unobservable inputs are inputs that reflect the Company's assumptions about the inputs that market participants would use in pricing the asset or liability, and are developed based on the best information available in the circumstances. The fair value hierarchy applies only to the valuation inputs used in determining the reported fair value of the investments and is not a measure of the investment credit quality. The three levels of the fair value hierarchy are described below:

- Level 1—Valuations based on unadjusted quoted prices in active markets for identical assets or liabilities that the Company has the ability to access at the measurement date.
- Level 2—Valuations based on quoted prices for similar assets or liabilities in markets that are not active or for which all significant inputs are observable, either directly or indirectly.
- Level 3—Valuations that require inputs that reflect the Company's own assumptions that are both significant to the fair value measurement and unobservable.

To the extent that valuation is based on models or inputs that are less observable or unobservable in the market, the determination of fair value requires more judgment. Accordingly, the degree of judgment exercised by the Company in determining fair value is greatest for instruments categorized in Level 3. A financial instrument's level within the fair value hierarchy is based on the lowest level of any input that is significant to the fair value measurement. The fair values of the Company's Level 2 instruments are based on quoted market prices or broker or dealer quotations for similar assets. These investments are initially valued at the transaction price and subsequently valued utilizing third party pricing providers or other market observable data. Please refer to Note 4 for further information on the fair value measurement of the Company's financial instruments.

### ***Revenue Recognition***

The Company primarily generates revenue through license agreements with third parties which may grant rights to the research, development, and commercialization of product candidates using the Company's NAV® Technology. Additionally, the Company has generated revenue from grant programs and sales of licensed reagents to customers for use in research and development.

The Company recognizes revenue in accordance with FASB ASC Topic 605, *Revenue Recognition* (ASC 605). Accordingly, revenue is recognized for each unit of accounting when all of the following criteria are met:

- Persuasive evidence of an arrangement exists;
- Delivery has occurred or services have been rendered;
- The seller's price to the buyer is fixed or determinable; and
- Collectability is reasonably assured.

Amounts received prior to satisfying the revenue recognition criteria are recorded as deferred revenue in the Company's balance sheets.

The Company analyzes its revenue arrangements based on the guidance in FASB ASC Topic 605-25, *Revenue Recognition-Multiple-Element Arrangements* (ASC 605-25). Pursuant to the guidance in ASC 605-25, the Company evaluates multiple-element arrangements to determine (i) the deliverables included in the arrangement and (ii) whether the individual deliverables represent separate units of accounting or whether they must be accounted for as a combined unit of accounting. This evaluation involves subjective determinations and requires management to make judgments about the individual deliverables and whether such deliverables are separable from the other aspects of the contractual relationship. Deliverables are considered separate units of accounting provided that: (i) the delivered item(s) has value to the customer on a standalone basis and (ii) if the arrangement includes a general right of return relative to the delivered item(s), delivery or performance of the undelivered item(s) is considered probable and substantially in the control of the Company. The Company does not have any material revenue arrangements that contain multiple deliverables.

*License Revenue and License Revenue From Related Party.* The terms of the Company's license agreements require delivery of an intellectual property license for use of the Company's intellectual property in research and/or commercial development of product candidates for various diseases. License agreements generally have a term equal to the life of the intellectual property, but are terminable at the option of the licensee. Non-refundable payments to the Company under these arrangements may include: (i) up-front license fees, (ii) option fees to exercise options to obtain commercial licenses, (iii) annual maintenance fees, (iv) sublicense fees, (v) payments based on the achievement of certain milestones based solely on the efforts of the licensees and (vi) royalties on product sales.

Nonrefundable up-front license fees are recognized as revenue upon delivery of the license provided there are no undelivered elements in the arrangement and the necessary criteria under ASC 605 for revenue recognition have been met.

Options to exercise commercial licenses are considered substantive if, at the inception of the arrangement, the Company is at risk as to whether the licensee will choose to exercise the option. Factors that the Company considers in evaluating whether an option is substantive include the overall objective of the arrangement, the benefit the licensee might obtain from the arrangement without exercising the option, the cost to exercise the option and the likelihood that the option will be exercised. For arrangements under which an option is considered substantive, the Company does not consider the item underlying the option to be a deliverable at the inception of the arrangement and the associated option fees are not included in allocable arrangement consideration, provided the option is not priced at a significant and incremental discount. Conversely, for arrangements under which an option is not considered substantive or if an option is priced at a significant and incremental discount, the Company would consider the item underlying the option to be a deliverable at the inception of the arrangement and a corresponding amount would be included in allocable arrangement consideration. As of December 31, 2016 and 2015, all of the options included in the Company's license agreements have been determined to be substantive, and none of the options are priced at a significant and incremental discount. Option fees are recognized as revenue upon exercise and delivery of the underlying commercial license, provided there are no undelivered elements in the arrangement and the necessary criteria under ASC 605 for revenue recognition have been met.

Annual maintenance fees under the Company's license agreements do not represent a separate deliverable aside from the delivery of the license since the Company has no further obligations under the agreements. Accordingly, annual maintenance fees are recognized as revenue when billable under the agreement, provided the price is fixed or determinable and collectability is deemed reasonably assured.

Sublicense fees are payable to the Company upon the receipt of certain fees by the licensee from any sublicensees. Sublicense fees received by the Company are recognized as revenue when the price is fixed or determinable and collectability is deemed reasonably assured.

At the inception of an arrangement that includes milestone payments, the Company evaluates whether each milestone is substantive and at risk to both parties on the basis of the contingent nature of the milestone. The Company evaluates factors such as the scientific, clinical, regulatory, commercial and other risks that must be overcome to achieve the respective milestone and the level of effort and investment required to achieve the respective milestone in making this assessment. There is considerable judgment involved in determining whether a milestone satisfies all of the criteria required to conclude that a milestone is substantive. The Company has concluded that all of the clinical, regulatory and commercial milestones pursuant to its license agreements are substantive. Milestone payments are recognized as revenue upon achievement of the milestone by the licensee, provided that all other revenue recognition criteria are satisfied.

The Company recognizes royalty revenue, if any, in the period of sale of the related product(s) based on the underlying contract terms, provided that the reported sales are reliably measurable and the Company has no remaining performance obligations, and provided that all other revenue recognition criteria under ASC 605 are satisfied. To date, the Company has not generated any royalty revenues.

Please refer to Note 12 for information regarding license revenue from related party.

**Grant Revenue.** Grant revenue is generated through research and development grant programs offered by the U.S. federal government and the European Union. Government grants provide funds for certain types of expenditures in connection with research and development activities over a contractually defined period. Revenue related to government grants is recognized in the period during which the related costs are incurred and the related services are rendered, provided that the applicable performance obligations under the grants have been met. Funds received under grants are recorded as revenue if the Company is deemed to be the principal participant and primary obligor in the contract arrangements because the activities under the contracts are part of the Company's development programs. If the Company is not the principal participant or primary obligor, the grant proceeds are recorded as a reduction to research and development expense.

The Company's grants contain refund provisions. The Company reviews those refund provisions to determine the likelihood of repayment. If the likelihood of repayment of the grant is determined to be remote, the grant is recognized as revenue. If the probability of repayment is determined to be more than remote, the Company records the amount of potential repayment of the grant as a liability, until such time that the grant requirements have been satisfied. Funds received in advance of the performance of the services are recorded as deferred revenue. Please refer to Note 8 for further information regarding the Company's grant agreements.

**Reagent Sales.** Reagent sales consist of sales of licensed reagents to third parties for use in research and development. Revenue from reagent sales is recognized upon delivery to customers, provided that all other revenue recognition criteria under ASC 605 are satisfied.

#### **Research and Development Expenses**

Research and development costs are charged to expense as costs are incurred. Research and development costs include salaries and benefits, other personnel costs, facilities costs, overhead costs, preclinical and clinical contract services, regulatory, manufacturing and other related costs. Up-front fees incurred in obtaining technology licenses are charged to research and development expense as incurred if the technology licensed has no alternative future use. Advance payments for goods or services for future research and development activities are deferred and expensed as the goods are delivered or the related services are performed.

The Company estimates research and development expenses for manufacturing activities, process development, preclinical studies and clinical trials based on the services performed pursuant to contracts with research institutions and clinical research organizations that conduct and manage the activities on the Company's behalf. In accruing these research and development expenses, the Company estimates the time period over which services will be performed and the level of effort to be expended in each period. These estimates are based on communications with the third party service providers and other information available to the Company at each balance sheet date. If the actual timing of the performance of services or the level of effort varies from the estimate, the Company will adjust the accrual accordingly. There have been no material changes from the Company's original estimates in any of the periods presented.

#### **Stock-based Compensation**

The Company accounts for its stock-based compensation awards in accordance with FASB ASC Topic 718, *Compensation—Stock Compensation* (ASC 718). ASC 718 requires all stock-based payments to employees, including grants of employee stock options and restricted stock units, to be recognized in the statement of operations and comprehensive loss based on their fair values.

The Company's stock-based awards are subject to either service or performance-based vesting conditions. Compensation expense related to awards to employees with service-based vesting conditions is recognized on a straight-line basis based on the estimated grant date fair value over the associated service period of the award, which is generally the vesting term. Compensation expense related to awards to non-employees with service-based vesting conditions is recognized based on the then-current fair value at each financial reporting date prior to the measurement date over the associated service period of the award, which is generally the vesting term, on a straight-line basis. Compensation expense related to awards to employees with performance-based vesting conditions is recognized based on the estimated grant date fair value over the requisite service period using the accelerated attribution method to the extent achievement of the performance condition is probable. Compensation expense related to awards to non-employees with performance-based vesting conditions is recognized based on the then-current fair value at each financial reporting date prior to the measurement date over the requisite service period using the accelerated attribution method to the extent achievement of the performance condition is probable.

The Company estimates the fair value of its option awards to employees and directors using the Black-Scholes option-pricing model, which requires the input of and subjective assumptions, including (i) the fair value of the underlying common stock, (ii) the expected stock price volatility, (iii) the calculation of expected term of the award, (iv) the risk-free interest rate and (v) expected dividends. Due to the lack of company specific historical and implied volatility data of its common stock, the Company has based its estimate of expected volatility on the historical volatility of a group of similar companies that are publicly traded. When selecting these public companies on which it has based its expected stock price volatility, the Company selected companies with comparable characteristics to it, including enterprise value, risk profiles, position within the industry and with historical share price information sufficient to meet the expected term of the stock-based awards. The Company will continue to apply this method of estimating expected volatility until a sufficient amount of historical information regarding the volatility of its own common stock price becomes available. The Company computes historical volatility data using the daily closing prices for the selected companies' shares during the equivalent period of the calculated expected term of the stock-based awards. The Company has estimated the expected term of its employee stock options using the "simplified" method, whereby, the expected term equals the arithmetic average of the vesting term and the original contractual term of the option due to its lack of sufficient historical data. The risk-free interest rates for periods within the expected term of the option are based on the U.S. Treasury securities with a maturity date commensurate with the expected term of the associated award. The Company has never paid, and does not expect to pay dividends in the foreseeable future.

For the years ended December 31, 2016, 2015 and 2014, the Company was also required to estimate forfeitures at the time of grant and revise those estimates in subsequent periods if actual forfeitures differ from its estimates. To date, a forfeiture rate of zero has been used to calculate stock-based compensation expense due to the lack of historical information necessary to estimate forfeitures. To the extent that actual forfeitures differ from the Company's estimates, the differences are recorded as a cumulative adjustment in the period the estimates were revised. Stock-based compensation expense recognized in the financial statements is based on awards that are ultimately expected to vest.

The Company has granted stock options to non-employees as compensation for advisory services provided to the Company. Consistent with the guidance in FASB ASC Topic 505-50, *Equity-Based Payments to Non-Employees*, the fair value of each non-employee stock option is estimated at the date of grant using the Black-Scholes option-pricing model with assumptions generally consistent with those used for employee stock options, with the exception of expected term, which is based on the contractual life.

### ***Income Taxes***

Income taxes are recorded in accordance with FASB ASC Topic 740, *Income Taxes (ASC 740)*, which provides for deferred taxes using an asset and liability approach. The Company recognizes deferred tax assets and liabilities for the expected future tax consequences of events that have been included in the financial statements or tax returns. Deferred tax assets and liabilities are determined based on the difference between the financial statement and tax bases of assets and liabilities using enacted tax rates in effect for the year in which the differences are expected to reverse. Valuation allowances are provided, if based upon the weight of available evidence, it is more likely than not that some or all of the deferred tax assets will not be realized.

The Company accounts for uncertain tax positions in accordance with the provisions of ASC 740. When uncertain tax positions exist, the Company recognizes the tax benefit of tax positions to the extent that the benefit will more likely than not be realized. The determination as to whether the tax benefit will more likely than not be realized is based upon the technical merits of the tax position as well as consideration of the available facts and circumstances.

The Company will recognize interest and penalties related to uncertain tax positions in income tax expense. As of December 31, 2016 and 2015, the Company had no accrued interest or penalties related to uncertain tax positions and no amounts have been recognized in the Company's statements of operations and comprehensive loss.

### ***Net Loss Per Share***

On September 16, 2014, the Company converted from an LLC to a C-corporation. Upon the conversion, every 50 Class A Units, Series A Preferred Units and Series B Preferred Units held were converted into 1 share of common stock, Series A convertible preferred stock (Series A Preferred Stock) and Series B convertible preferred stock (Series B Preferred Stock), respectively. Class A Units of the LLC had similar rights and characteristics of common stock issued upon the conversion. In calculating net loss per share, the Company retrospectively applied the effects of the conversion to the number of Class A Units, Series A Preferred Units and Series B Preferred Units outstanding prior to the conversion. Net loss per share for periods prior to the conversion to a C-corporation refers to net loss per Class A Unit.

The Company computes net loss per share in conformity with the two-class method required for participating securities. The Company considers all series of convertible preferred stock outstanding prior to the IPO, and all series of preferred units outstanding prior to the conversion to a C-corporation, to be participating securities. The holders of convertible preferred stock outstanding prior to the IPO were entitled to receive preferential dividends in the event that a dividend was to be paid to the holders of common stock, and the holders of preferred units outstanding prior to the conversion to a C-corporation were entitled to a preferred return in the event that operating distributions were to be paid to the Class A Unit holders of the LLC. The holders of convertible preferred stock and preferred units did not have a contractual obligation to share in the losses of the Company. As such, the Company's net losses for the years ended December 31, 2015 and 2014 were not allocated to these participating securities. In connection with the IPO, all outstanding shares of convertible preferred stock were automatically converted into shares of common stock.

Basic net loss per share is calculated by dividing net loss applicable to holders of common stock by the weighted-average shares outstanding during the period, without consideration for common stock equivalents. Diluted net loss per share is calculated by adjusting weighted-average shares outstanding for the dilutive effect of common stock equivalents outstanding for the period, determined using the treasury-stock method. For purposes of the diluted net loss per share calculation, convertible preferred stock and preferred units, outstanding stock options, outstanding restricted stock units, withholdings under the employee stock purchase plan and debt instruments containing share settlement options are considered to be common stock equivalents but have been excluded from the calculation of diluted net loss per share, as their effect would be anti-dilutive. Contingently convertible shares in which conversion is based on non-market-priced contingencies are excluded from the calculations of both basic and diluted net loss per share until the contingency has been fully met. Accordingly, basic and diluted net loss per share were the same for all periods presented.

### ***Comprehensive Loss***

The Company's comprehensive loss includes its net loss as well as net unrealized gains and losses on available-for-sale securities, net of income taxes and reclassification adjustments.

### ***Recently Announced Accounting Pronouncements***

In May 2014, the FASB issued ASU 2014-09, *Revenue from Contracts with Customers (Topic 606)*, which supersedes the revenue recognition requirements in ASC 605, *Revenue Recognition*. This ASU is based on the principle that revenue is recognized to depict the transfer of goods or services to customers in an amount that reflects the consideration to which the entity expects to be entitled in exchange for those goods or services. The ASU also requires additional disclosure about the nature, amount, timing and uncertainty of revenue and cash flows arising from customer contracts, including significant judgments and changes in judgments and assets recognized from costs incurred to obtain or fulfill a contract. In August 2015, the FASB issued ASU 2015-14, *Revenue from Contracts with Customers (Topic 606)*, which deferred the effective date of the guidance under ASU 2014-09 by one year. In April 2016, the FASB issued ASU 2016-10, *Revenue from Contracts with Customers (Topic 606): Identifying Performance Obligations and Licensing*, which clarifies various aspects of Topic 606, including the identification of performance obligations and the implementation of licensing guidance. In May 2016, the FASB issued ASU 2016-12, *Revenue from Contracts with Customers (Topic 606): Narrow-Scope Improvements and Practical Expedients*, which clarifies various additional aspects of Topic 606, including the assessment of collectability, presentation of sales taxes and other similar taxes collected from customers, the measurement date for transactions with non-cash consideration as well as transitional issues and other technical corrections regarding the adoption of new standards under Topic 606. In December 2016, the FASB issued ASU 2016-20, *Technical Corrections and Improvements to Topic 606, Revenue from Contracts with Customers*, which clarifies various additional narrow aspects of Topic 606. The standards are effective for annual and interim reporting periods beginning after December 15, 2017. Earlier application is permitted only as of annual reporting periods beginning after December 15, 2016, including interim reporting periods within that reporting period. The Company has elected not to early adopt these standards. The Company is evaluating the application of these standards, but has not yet determined the potential effects they may have on the Company's financial statements.



In November 2016, the FASB issued ASU 2016-18, *Statement of Cash Flows (Topic 230): Restricted Cash*. The standard requires that the statement of cash flows explain the change during the period in the total of cash, cash equivalents and restricted cash. As a result, amounts generally described as restricted cash should be included with cash and cash equivalents when reconciling the beginning-of-period and end-of-period total amounts shown on the statement of cash flows. The standard is effective for annual and interim periods beginning after December 15, 2017, with early adoption permitted, and is to be applied retrospectively to each period presented. The Company does not believe the application of this standard will have a material impact on the Company's financial position or results of operations.

In June 2016, the FASB issued ASU 2016-13, *Financial Instruments—Credit Losses (Topic 326): Measurement of Credit Losses on Financial Instruments*, which amends the accounting for credit losses for most financial assets and certain other instruments. The standard requires that entities holding financial assets and net investment in leases that are not accounted for at fair value through net income to be presented at the net amount expected to be collected. An allowance for credit losses will be a valuation account that will be deducted from the amortized cost basis of the financial asset to present the net carrying value at the amount expected to be collected on the financial asset. The standard is effective for annual and interim periods beginning after December 15, 2019, with early adoption permitted for annual and interim periods beginning after December 15, 2018. The Company does not believe the application of this standard will have a material impact on the Company's financial position or results of operations.

In March 2016, the FASB issued ASU 2016-09, *Compensation—Stock Compensation (Topic 718): Improvements to Employee Share-Based Payment Accounting*, which is intended to simplify several aspects of the accounting for share-based payment awards including income tax consequences, classification of awards as either equity or liabilities and classification within the statement of cash flows. Additionally, the standard allows companies to elect not to estimate forfeitures of share-based awards for purposes of recognizing stock-based compensation expense, and account for forfeitures as they occur. The standard is effective for annual and interim periods beginning after December 15, 2016, with early adoption permitted upon issuance. The Company has adopted this standard effective January 1, 2017, and upon adoption, has elected not to estimate forfeitures of stock-based awards, which requires retrospective application in the financial statements. Due to lack of the historical data necessary to estimate forfeitures of share-based awards, the Company has assumed no forfeiture rate on all share-based awards granted since its inception. Accordingly, the Company does not believe the application of this standard will have a material impact on the Company's future or retrospective financial position or results of operations.

In February 2016, the FASB issued ASU 2016-02, *Leases (Topic 842)* which supersedes FASB ASC Topic 840, *Leases (Topic 840)* and provides principles for the recognition, measurement, presentation and disclosure of leases for both lessees and lessors. The new standard requires lessees to apply a dual approach, classifying leases as either finance or operating leases based on the principle of whether or not the lease is effectively a financed purchase by the lessee. This classification will determine whether lease expense is recognized based on an effective interest method or on a straight-line basis over the term of the lease, respectively. A lessee is also required to record a right-of-use asset and a lease liability for all leases with a term of greater than 12 months regardless of classification. Leases with a term of 12 months or less will be accounted for similar to existing guidance for operating leases. The standard is effective for annual and interim periods beginning after December 15, 2018, with early adoption permitted upon issuance. The Company is evaluating the application of this ASU, but has not yet determined the potential effects it may have on the Company's financial statements.

In January 2016, the FASB issued ASU 2016-01, *Financial Instruments—Overall (Topic 825-10): Recognition and Measurement of Financial Assets and Financial Liabilities*, which supersedes the current guidance to classify equity securities with readily determinable fair values into different categories and requires equity securities to be measured at fair value with changes in the fair value recognized through net income (loss). The standard is effective for annual and interim periods beginning after December 15, 2017. The Company does not believe the application of this standard will have a material impact on the Company's financial position or results of operations.

In August 2014, the FASB issued ASU 2014-15, *Presentation of Financial Statements—Going Concern (Subtopic 205-40): Disclosure of Uncertainties about an Entity's Ability to Continue as a Going Concern*, requiring management to evaluate whether events or conditions could impact an entity's ability to continue as a going concern and to provide disclosures if necessary. Management will be required to perform the evaluation within one year after the date that the financial statements are issued. Disclosures will be required if conditions give rise to substantial doubt and the type of disclosure will be determined based on whether management's plans will be able to alleviate the substantial doubt. The standard is effective for the first annual period ending after December 15, 2016, and for annual periods and interim periods thereafter with early application permitted. The Company has adopted this standard effective as of December 31, 2016. The adoption of this standard did not have a material impact on the Company's financial statement disclosures.

### 3. Marketable Securities

The following tables present a summary of the Company's marketable securities, which consist solely of available-for-sale securities (in thousands):

	Amortized Cost	Unrealized Gains	Unrealized Losses	Fair Value
<b>December 31, 2016</b>				
Corporate bonds	\$ 133,424	\$ 82	\$ (298)	\$ 133,208
Common equity securities	300	618	—	918
	<u>\$ 133,724</u>	<u>\$ 700</u>	<u>\$ (298)</u>	<u>\$ 134,126</u>
<b>December 31, 2015</b>				
Corporate bonds	\$ 157,977	\$ 4	\$ (759)	\$ 157,222
Commercial paper	4,990	—	—	4,990
Common equity securities	3	36	—	39
	<u>\$ 162,970</u>	<u>\$ 40</u>	<u>\$ (759)</u>	<u>\$ 162,251</u>

As of December 31, 2015, the Company's common equity securities consisted of shares of common stock of Dimension Therapeutics, Inc. (Dimension), which became a publicly traded company in October 2015. The Company obtained these shares in connection with a license granted to Dimension in October 2013. As of December 31, 2016, the Company had sold all of its shares of Dimension common stock.

As of December 31, 2016, the Company's common equity securities consisted of shares of common stock of Audentes, which became a publicly traded company in July 2016. The Company obtained these shares in connection with a license granted to Audentes in July 2013. The Company was restricted from trading these securities until January 2017 pursuant to a lock-up agreement entered into in connection with Audentes' IPO. The Company has classified these shares as available-for-sale securities and recognized an unrealized gain of \$0.6 million, which is included in accumulated other comprehensive loss as of December 31, 2016. Prior to Audentes' IPO, the shares were not marketable and were accounted for as a cost method investment on the Company's balance sheets.

As of December 31, 2016 and 2015, no available-for-sale securities had remaining maturities greater than three years.

The amortized cost of available-for-sale securities is adjusted for amortization of premiums and accretion of discounts to maturity. As of December 31, 2016 and 2015, the balance in the Company's accumulated other comprehensive loss consisted solely of net unrealized gains and losses on available-for-sale securities, net of income tax effects and reclassification adjustments for realized gains and losses. For the years ended December 31, 2016, 2015 and 2014, the Company recognized net unrealized gains (losses) on available-for-sale securities of \$1.1 million, \$(0.7) million and \$0, respectively, and income tax expense of \$0.4 million, \$0 and \$0, respectively, in other comprehensive income (loss). The Company recognized net realized losses of less than \$0.1 million on the sale or maturity of available-for-sale securities during the year ended December 31, 2016, which were reclassified out of accumulated other comprehensive loss during the period. The Company did not recognize any realized gains or losses on the sale or maturity of available-for-sale securities during the years ended December 31, 2015 or 2014.

The Company did not hold any securities in an unrealized loss position for more than twelve months as of December 31, 2016 or 2015. The aggregate fair value of securities held by the Company in an unrealized loss position for less than twelve months as of December 31, 2016 and 2015 was \$102.5 million and \$155.5 million, respectively. As of December 31, 2016, securities held by the Company which were in an unrealized loss position consisted of thirty-four investment grade corporate bond positions. The Company has the intent and ability to hold such securities until recovery and has determined that none of its investments were other-than-temporarily impaired as of December 31, 2016 or 2015.

#### 4. Fair Value of Financial Instruments

Financial instruments reported at fair value on a recurring basis include cash equivalents and marketable securities. Cash equivalents consist solely of money market mutual funds. Marketable securities consist of corporate debt securities, including corporate bonds and commercial paper, as well as common equity securities as disclosed in Note 3. The following tables present the fair value of cash equivalents and marketable securities in accordance with the hierarchy discussed in Note 2 (in thousands):

	Quoted prices in active markets (Level 1)	Significant other observable inputs (Level 2)	Significant unobservable inputs (Level 3)	Total
<b>December 31, 2016</b>				
Money market mutual funds (cash equivalents)	\$ —	\$ 24,840	\$ —	\$ 24,840
Corporate bonds (marketable securities)	—	133,208	—	133,208
Common equity securities (marketable securities)	918	—	—	918
	<u>\$ 918</u>	<u>\$ 158,048</u>	<u>\$ —</u>	<u>\$ 158,966</u>
<b>December 31, 2015</b>				
Money market mutual funds (cash equivalents)	\$ —	\$ 54,104	\$ —	\$ 54,104
Corporate bonds (marketable securities)	—	157,222	—	157,222
Commercial paper (marketable securities)	—	4,990	—	4,990
Common equity securities (marketable securities)	39	—	—	39
	<u>\$ 39</u>	<u>\$ 216,316</u>	<u>\$ —</u>	<u>\$ 216,355</u>

There were no transfers of financial instruments between levels of the fair value hierarchy during the years ended December 31, 2016 and 2015.

Management estimates that the carrying amounts of its accounts receivable, accounts payable and accrued expenses and other current liabilities approximate fair value due to the short-term nature of those instruments.

The Company has determined that it is not practicable to estimate the fair value of cost method investments. The Company has not identified any events or changes in circumstances that would have an adverse effect on the fair value of its cost method investments reported as of December 31, 2015.

#### 5. Property and Equipment, Net

Property and equipment, net consists of the following (in thousands):

	December 31, 2016	December 31, 2015
Computer equipment and software	\$ 1,038	\$ 458
Lab equipment	2,780	—
Furniture and fixtures	1,213	105
Leasehold improvements	4,917	55
Total property and equipment	9,948	618
Accumulated depreciation and amortization	(624)	(80)
Property and equipment, net	<u>\$ 9,324</u>	<u>\$ 538</u>

As of December 31, 2016, the Company's leasehold improvements at its various office and laboratory facilities was \$4.7 million, net of accumulated depreciation, which will be depreciated over the remaining terms of each lease.

During the years ended December 31, 2016, 2015 and 2014, the Company recorded depreciation expense of \$0.5 million, \$0.1 million and \$0, respectively.

## 6. Commitments and Contingencies

### *Lease Agreements*

The Company recognizes rent expense on a straight-line basis over the term of its operating leases commencing on the date the Company takes possession of the leased property. Tenant improvement allowances which are considered to be lease incentives from the lessor are recorded as deferred rent and amortized as a reduction of rent expense over the term of the lease from the possession date.

In March 2015, the Company entered into a 5.5-year, non-cancelable operating lease for office space in Rockville, Maryland. The lease commenced in April 2015, and expires in September 2020. The Company has options to extend the lease for up to 6 years. Initial monthly payments required under the lease were \$24 beginning in October 2015 and escalate annually in accordance with the lease.

In September 2015, and again in November 2015, the Company amended its operating lease in Rockville, Maryland to include additional office and laboratory space and extend the term of the lease for its existing space to October 2020. The lease for the additional space commenced in April 2016, and has a 5-year term expiring in March 2021. The Company has options to extend the lease for the additional space to be coterminous with the Company's existing lease at that facility. Monthly payments under the lease escalate annually in accordance with the lease agreement. The Company received a \$0.3 million tenant improvement allowance from the landlord which will be deferred and amortized on a straight-line basis as a reduction of rent expense over the term of lease.

In January 2016, the Company entered into a 7.5-year, non-cancelable operating lease for additional office space in Rockville, Maryland. The lease commenced in February 2016, and expires in September 2023. Monthly payments under the lease began seven months from the commencement date and escalate annually in accordance with the lease agreement. The Company received a \$0.7 million tenant improvement allowance from the landlord which will be deferred and amortized on a straight-line basis as a reduction of rent expense over the term of lease.

In May 2016, the Company entered into a 51-month, non-cancelable operating lease for additional office space in New York, New York. The lease commenced in July 2016, and expires in October 2020. Initial monthly payments under the lease began three months from the commencement date and escalate annually in accordance with the lease agreement. Under the terms of the lease agreement, the Company has provided the landlord with an irrevocable letter of credit of \$0.2 million which the landlord may draw upon in the event of any uncured default by the Company under the terms of the lease. As of December 31, 2016, the Company has recorded restricted cash of \$0.2 million as collateral to the financial institution which issued the letter of credit.

As of December 31, 2016, future minimum lease payments under non-cancelable operating leases are as follows (in thousands):

	<b>Operating Leases</b>
2017	\$ 1,589
2018	1,637
2019	1,685
2020	1,603
2021	664
Thereafter	950
<b>Total minimum lease payments</b>	<b>\$ 8,128</b>

Rent expense under all operating leases, including additional rent charges for utilities, parking, property management, operating expenses and real estate taxes for the years ended December 31, 2016, 2015 and 2014 was \$1.8 million, \$0.4 million and less than \$0.1 million, respectively.

### *Licenses Granted to the Company*

Licenses granted to the Company may require the Company to make future payments relating to sublicense fees, milestone fees for milestones achieved in the future and royalties on future sales of licensed products. Additionally, the Company may be responsible

for the cost of the maintenance of the intellectual property as incurred by its licensors. Up-front fees to obtain licensed technology are included in research and development expenses and patent maintenance costs are included in general and administrative expenses in the statements of operations and comprehensive loss. Sublicense fees are based on a specified percentage of license fees earned by the Company and are included in licensing costs in the statements of operations and comprehensive loss. Royalties on sales of licensed reagents for use in research and development are included in costs of reagent sales in the statements of operations and comprehensive loss. The Company has not commercialized any product candidates or paid any royalties under these agreements other than for the sales of licensed reagents.

*The Trustees of the University of Pennsylvania.* In February 2009, the Company entered into a license agreement, as amended, with The Trustees of the University of Pennsylvania (Penn) for exclusive, worldwide rights to certain patents owned by Penn underlying the Company's NAV® Technology Platform. Under the terms of the agreement, in consideration for the license, the Company issued to Penn 24.5 percent of the then outstanding membership interest in the LLC on a fully diluted basis after issuance. The Company is obligated to pay Penn royalties on net sales and sublicense fees, if any. Additionally, the Company is obligated to reimburse Penn for certain costs incurred related to the maintenance of the licensed patents.

In April 2016, the Company entered into an agreement with Penn whereby the Company will fund clinical trial activities performed by Penn for RGX-501, the Company's product candidate for homozygous familial hypercholesterolemia (HoFH). In connection with the agreement, the Company amended its license from Penn to include exclusive license rights to data, results and other information generated in connection with the RGX-501 clinical trial.

Expenses incurred by the Company related to its license from Penn were as follows:

	Years Ended December 31,		
	2016	2015	2014
Sublicense fees	\$ 430	\$ 703	\$ 443
Royalties on sales of reagents	11	9	17
Maintenance of licensed patents	133	154	256
	<u>\$ 574</u>	<u>\$ 866</u>	<u>\$ 716</u>

As of December 31, 2016 and 2015, the Company had accrued \$0.2 million and \$0.4 million, respectively, in expenses payable to Penn under the license agreement, which are included in accounts payable and accrued expenses on the Company's balance sheets. Until September 30, 2015, the Company considered Penn to be a related party. For the nine months ended September 30, 2015, the Company incurred \$0.4 million in expenses for sublicense fees, royalties on reagent sales and reimbursement of patent maintenance costs under its license from Penn. See Note 12 for further information on related party transactions with Penn.

*GlaxoSmithKline LLC.* In March 2009, the Company entered into a license agreement, as amended, with GlaxoSmithKline LLC (GSK) for exclusive, worldwide rights to certain patents underlying the Company's NAV® Technology Platform which are owned by Penn and exclusively licensed to GSK. Under the terms of the agreement, in consideration for the license the Company issued to GSK 19.9 percent of the then outstanding membership interest in the LLC on a fully diluted basis after issuance. The Company is obligated to pay GSK royalties on net sales and sublicense fees, if any. Additionally, the Company is obligated to reimburse GSK for certain costs incurred and invoiced to the Company related to the maintenance of the licensed patents. The Company is obligated to pay GSK up to \$1.5 million upon the achievement of various milestones. As of December 31, 2016, no milestones have been achieved, or deemed probable of achievement, and accordingly no milestone payments were payable to GSK.

Expenses incurred by the Company related to its license from GSK were as follows:

	Years Ended December 31,		
	2016	2015	2014
Sublicense fees	\$ 430	\$ 703	\$ 443
Royalties on sales of reagents	7	5	10
Maintenance of licensed patents	597	573	432
	<u>\$ 1,034</u>	<u>\$ 1,281</u>	<u>\$ 885</u>

As of December 31, 2016 and 2015, the Company had accrued \$0.4 million and \$0.5 million, respectively, in expenses payable to GSK under the license agreement, which are included in accounts payable and accrued expenses on the Company's balance sheets. Until September 30, 2015, the Company considered GSK to be a related party. For the nine months ended September 30, 2015, the Company incurred \$0.7 million in expenses for sublicense fees, royalties on reagent sales and reimbursement of patent maintenance costs under its license from GSK. See Note 12 for further information on related party transactions with GSK.

*Regents of the University of Minnesota.* In November 2014, the Company entered into a license agreement with Regents of the University of Minnesota (Minnesota), for an exclusive license under certain patent rights to commercialize products covered by the licensed patent rights in any country or territory in which a licensed patent has been issued and is unexpired, or a licensed patent application is pending. In consideration for the license, the Company paid an up-front fee, and reimbursed Minnesota for patent maintenance expenses, for a total of less than \$0.1 million. Under the terms of the agreement, the Company is obligated to pay Minnesota annual maintenance fees of less than \$0.1 million per year on each anniversary date of the agreement. Additionally, the Company is obligated to pay royalties on net sales and sublicense fees, if any, and up to \$0.1 million per licensed product upon the achievement of various milestones. In November 2016, the license with Minnesota was amended to include additional patent rights. In consideration for the additional patent rights, the Company paid an up-front fee of less than \$0.1 million.

As of December 31, 2016, no milestones have been achieved, or deemed probable of achievement, and accordingly no milestone payments were payable to Minnesota. Additionally, the Company has not incurred any royalties or sublicense fees payable to Minnesota since the inception of the agreement. During the years ended December 31, 2016, 2015 and 2014, the Company incurred \$0.1 million, less than \$0.1 million and less than \$0.1 million, respectively, in total expenses under the license agreement with Minnesota. As of December 31, 2016 and 2015, the Company had accrued less than \$0.1 million and \$0, respectively, in patent maintenance expenses and up-front fees payable to Minnesota under the license agreement.

### ***Guarantees and Indemnifications***

In the normal course of business, the Company enters into agreements that contain a variety of representations and provide for general indemnification. The Company's exposure under these agreements is unknown because it involves claims that may be made against the Company in the future. To date, the Company has not paid any claims or been required to defend any action related to its indemnification obligations. As of December 31, 2016 and 2015, the Company did not have any material indemnification claims that were probable or reasonably possible and consequently has not recorded any related liabilities.

## **7. Capitalization**

As of December 31, 2016 and 2015, the authorized capital stock of the Company included 100,000,000 shares of common stock, par value \$0.0001 per share, and 10,000,000 shares of preferred stock, par value \$0.0001 per share. The Company's restated certificate of incorporation and bylaws, which were adopted in connection with the IPO, contain the rights, preferences and privileges of the Company's stockholders and their respective shares.

### ***Conversion to C-corporation***

On September 16, 2014, the Company converted from an LLC to a C-corporation. Upon the conversion, the Company's outstanding Series A Preferred Units, Series B Preferred Units and Class A units were subject to a 50-to-1 reverse unit split, and converted into shares of Series A Preferred Stock, Series B Preferred Stock and common stock of the Company. Additionally, upon the conversion, the Company's Class B Units were terminated along with the Company's 2009 Equity Incentive Plan.

The Company evaluated the conversion of Series A Preferred Units and Series B Preferred Units into Series A Preferred Stock and Series B Preferred Stock, respectively, giving consideration to all changes in the rights, preferences and privileges of each class of securities. As a result of the conversion, holders of previously issued preferred units were given a conversion option to convert their newly issued preferred stock into common stock. Additionally, dividends on the newly issued preferred shares were no longer compounded annually as they were under the preferred units, which decreased the liquidation and redemption values of the securities. Management determined that the changes to these rights, privileges and preferences should be accounted for as a modification of the securities.

### ***Issuance of Series C Preferred Stock***

On January 13, 2015, the Company completed the sale and issuance of 4,631,774 shares of Series C convertible preferred stock (Series C Preferred Stock), par value \$0.0001 per share, at a per share price of \$6.477 for aggregate gross proceeds of \$30.0 million,

which included \$26.0 million in cash proceeds, net of issuance costs of \$0.2 million, and the conversion of \$3.8 million of debt by FoxKiser LLP (FoxKiser).

### ***Extinguishment of Preferred Stock***

In connection with the issuance of the Series C Preferred Stock in January 2015, the rights, preferences and privileges of Series A Preferred Stock and Series B Preferred Stock then outstanding were modified. More specifically, Series C Preferred Stock received preference in dividends and liquidation proceeds over Series A Preferred Stock and Series B Preferred Stock. Additionally, the dividend rights changed from cumulative dividend rights to non-cumulative dividend rights, and all accrued but unpaid cumulative dividends on the Series A Preferred Stock and Series B Preferred Stock as of January 13, 2015 were forfeited. As a result of this modification, the redemption value and liquidation preferences of Series A Preferred Stock and Series B Preferred Stock, which were previously equal to original issue price plus accrued but unpaid cumulative dividends, were reduced to original issue price plus non-cumulative dividends declared. Additionally, the redemption date of Series A Preferred Stock and Series B Preferred Stock was changed from October 30, 2018 to December 31, 2019.

The Company has accounted for the amendment to the rights, preferences and privileges of the Series A Preferred Stock and Series B Preferred Stock as an extinguishment of the original convertible preferred stock and issuance of new convertible preferred stock due to the significance of the modifications to the substantive contractual terms of the convertible preferred stock and the associated fundamental changes to the nature of the convertible preferred stock. Accordingly, upon extinguishment the Company recorded a loss of \$1.3 million on the Series A Preferred Stock and a gain of \$2.1 million on the Series B Preferred Stock within stockholders' equity (deficit) equal to the difference between the fair value of the new shares of preferred stock issued and the carrying amount of the old shares of preferred stock extinguished. The Company allocated the entire net gain on extinguishment of convertible preferred stock of \$0.8 million to additional paid-in capital. The net gain on extinguishment is reflected in the calculation of net loss available to common stockholders in accordance with FASB ASC Topic 260, *Earnings per Share*. The fair value of the Series A Preferred Stock and Series B Preferred Stock was determined using the option-pricing method (OPM) back-solve method on the per share price of Series C Preferred Stock to estimate aggregate equity value. The OPM was used to allocate equity value to the Series A Preferred Stock and Series B Preferred Stock using the Black-Scholes option-pricing model.

### ***Issuance of Series D Preferred Stock***

On May 15, 2015, the Company completed the sale and issuance of 7,366,849 shares of Series D convertible preferred stock (Series D Preferred Stock), par value \$0.0001 per share, at a per share price of \$9.5699 for proceeds of \$68.0 million, net of issuance costs of \$2.5 million.

Outstanding shares of Series A Preferred Stock, Series B Preferred Stock, Series C Preferred Stock and Series D Preferred Stock, as well as Series A Preferred Units and Series B Preferred Units, were presented outside of stockholders' equity due to the rights, preferences and privileges of these securities, including redemption features. These securities were marked to their respective redemption values at each reporting date and the accretion of the securities was excluded from net loss applicable to common stockholders for purposes of calculating net loss per share.

Prior to the closing of the IPO on September 22, 2015, all of the outstanding shares of the Company's convertible preferred stock were converted into 16,298,045 shares of its common stock. As of December 31, 2016 and 2015, the Company did not have any preferred stock outstanding.

The Company's reserved shares of common stock for future issuance are as follows (in thousands):

	<u>December 31, 2016</u>	<u>December 31, 2015</u>
Reserved for issuance under equity incentive plans	6,887	5,998
Reserved for issuance under employee stock purchase plan	254	254
	<u>7,141</u>	<u>6,252</u>

## **8. Significant Agreements**

Please refer to Note 12 for significant agreements with related parties and Note 6 for licenses granted to the Company.

### **Licenses Granted by the Company**

The Company has granted a number of intellectual property licenses to other biotechnology and pharmaceutical companies. The terms of the licenses vary, however licenses may be exclusive or non-exclusive and may be sublicensable by the licensee. Licenses may grant intellectual property rights for purposes of internal and preclinical research and development only, or may include the rights, or options to obtain future rights, to commercialize drug therapies for specific diseases using the Company's NAV® Technology Platform. License agreements generally have a term equal to the life of the underlying patents and are terminable only at the option of the licensee. License agreements may require licensees to pay non-refundable up-front fees, option fees and annual maintenance fees. Additional contingent consideration under the licenses may include sublicense fees, milestone fees and royalties on net sales of commercialized products. Sublicense fees vary by license and range from a mid-single digit percentage to a low-double digit percentage of license fees received by licensees as a result of sublicenses. Royalties on net sales of commercialized products vary by license and range from a mid-single digit percentage to a low-teen percentage of net sales by licensees.

Milestone fees are payable to the Company upon the achievement of specific clinical and regulatory developments by licensees. As of December 31, 2016, the Company's license agreements, excluding additional licenses that could be granted upon the exercise of options by licensees, could result in aggregate milestone fees payable to the Company of up to \$0.5 million upon the submission of preclinical regulatory filings, \$24.7 million upon the commencement of various stages of clinical trials, \$40.0 million upon the submission of regulatory approval filings, \$97.5 million upon the approval of commercial products by regulatory agencies and \$92.0 million upon the achievement of specified sales targets for licensed products.

License revenue consists of the following (in thousands):

	Years Ended December 31,		
	2016	2015	2014
Up-front fees and option fees for commercial licenses	\$ 3,050	\$ 5,900	\$ 4,000
Maintenance fees for commercial licenses	910	635	385
Milestone fees	—	250	—
Research and other license revenue	343	240	190
	<u>\$ 4,303</u>	<u>\$ 7,025</u>	<u>\$ 4,575</u>

### **Grant Programs**

In December 2012, as part of a consortium of research and development entities called MeuSIX, the Company was awarded a long-term grant by the European Commission's Seventh Framework Program, to perform preclinical and clinical research and development services for the treatment of MPS VI, a severe lysosomal storage disorder. Under the grant agreement, the Company is reimbursed by the grantor for 75 percent of qualified research and development costs, up to approximately €2.3 million of such costs over the five year grant period. Funds received under the grant are subject to refund in the case of non-compliance with the provisions of the grant, which include, but are not limited to, the eligibility of costs, calculation of personnel rates, selection of subcontractors, and other provisions. As of December 31, 2016, the Company is in compliance with all provisions of the grants and no refunds are payable to the grantor. During the years ended December 31, 2016, 2015 and 2014, the Company incurred \$0.2 million, \$0.9 million and \$1.1 million, respectively, of research and development expenses under the grant program. The Company recorded grant revenue of \$0.1 million, \$0.3 million and \$0.8 million related to the grant program for the years ended December 31, 2016, 2015 and 2014, respectively. As of December 31, 2016 and 2015, the Company had \$0.6 million and \$0.5 million, respectively, of accounts receivable under the grant program.

## **9. Stock-based Compensation**

In September 2014, the Board of Directors adopted the 2014 Stock Plan (2014 Plan). In June 2015, the Board of Directors adopted the 2015 Equity Incentive Plan (2015 Plan), which became effective on September 16, 2015, the date on which the registration statement for the IPO was declared effective. The 2015 Plan replaced the 2014 Plan, and as of the effective date of the 2015 Plan, no further awards may be issued under the 2014 Plan. Any options or awards outstanding under the 2014 Plan as of the effective date of the 2015 Plan remained outstanding and effective. The number of authorized shares under the 2015 Plan automatically increases annually on January 1, beginning January 1, 2016, by the lesser of (i) 4% of the total number of shares of common stock outstanding on December 31 of the prior year, or (ii) a number of common shares determined by the Board of Directors. In January 2016, the Board of Directors authorized an additional 1,052,538 shares to be issued under the 2015 Plan. As of December 31, 2016, the total number of shares of common stock authorized for issuance under the 2015 Plan and 2014 Plan was 7,177,538 of which 1,729,912 remain available for future grants under the 2015 Plan. In January 2017, the Board of Directors authorized an additional 1,059,065 shares to be issued under the 2015 Plan.



The 2014 Plan and 2015 Plan provide for the issuance of stock options, stock appreciation rights, restricted and unrestricted stock and unit awards, and performance cash awards to employees, members of the Board of Directors and consultants of the Company. Since the inception of the plans, the Company has issued only stock options and restricted stock units under the plans. Stock options under the 2014 Plan and 2015 Plan generally expire ten years following the date of grant. Options typically vest over a four year period, but vesting provisions can vary by award based on the discretion of the Board of Directors. Certain stock option awards granted by the Company include performance conditions that must be achieved in order for vesting to occur. Stock options under the 2014 Plan and 2015 Plan carry an exercise price at least equal to the estimated fair value of the Company's common stock on the date of grant. Restricted stock units vest in accordance with the underlying award agreements and, upon vesting, are settled in common stock of the Company.

Shares of common stock underlying awards previously issued under the 2014 Plan and 2015 Plan which are reacquired by the Company, withheld by the Company in payment of the purchase price, exercise price or withholding taxes, expired, cancelled due to forfeiture or otherwise terminated other than by exercise or settlement, are added to the number of shares of common stock available for issuance under the 2015 Plan. Shares available for issuance under the 2015 Plan may be either authorized but unissued shares of the Company's common stock or common stock reacquired by the Company and held in treasury. The 2015 Plan expires in June 2025, ten years from the date it was adopted by the Board of Directors, unless earlier terminated.

### Stock-based Compensation Expense

The Company's stock-based compensation expense by award type is as follows (in thousands):

	Years Ended December 31,		
	2016	2015	2014
Stock options	\$ 6,950	\$ 2,921	\$ 319
Restricted stock units	23	—	—
Employee stock purchase plan	58	—	—
	<u>\$ 7,031</u>	<u>\$ 2,921</u>	<u>\$ 319</u>

The Company has recorded aggregate stock-based compensation expense in the statement of operations and comprehensive loss as follows (in thousands):

	Years Ended December 31,		
	2016	2015	2014
Research and development	\$ 2,743	\$ 1,760	\$ 60
General and administrative	4,288	1,161	259
	<u>\$ 7,031</u>	<u>\$ 2,921</u>	<u>\$ 319</u>

### Stock Options

The following table summarizes stock option activity under the 2014 Plan and 2015 Plan (in thousands, except per share data):

	Shares	Weighted-average Exercise Price	Weighted-average Remaining Contractual Life (Years)	Aggregate Intrinsic Value (a)
Outstanding at December 31, 2015	3,684	\$ 5.52	9.1	\$ 44,472
Granted	1,796	\$ 12.58		
Exercised	(163)	\$ 1.10		
Cancelled or forfeited	(199)	\$ 15.04		
Outstanding at December 31, 2016	<u>5,118</u>	\$ 7.77	8.5	\$ 57,400
Exercisable at December 31, 2016	<u>2,147</u>	\$ 3.90	8.0	\$ 32,198
Vested and expected to vest at December 31, 2016	<u>5,118</u>	\$ 7.77	8.5	\$ 57,400

- (a) The aggregate intrinsic value is calculated as the difference between the exercise price of the underlying options and the fair value of the common stock for the options that were in the money at the dates reported.

The weighted-average grant date fair value per share of options granted during the years ended December 31, 2016, 2015 and 2014 was \$8.37, \$7.08 and \$0.51, respectively. The weighted-average grant date fair value per share of options vested during the years ended December 31, 2016, 2015 and 2014 was \$4.16, \$1.10 and \$0.51, respectively. During the years ended December 31, 2016, 2015 and 2014, the total number of stock options exercised was 163,158, 125,563 and 1,900, respectively, resulting in total proceeds of \$0.2 million, \$0.1 million and less than \$0.1 million, respectively. The total intrinsic value of options exercised during the years ended December 31, 2016, 2015 and 2014 was \$1.7 million, \$0.5 million and \$0, respectively.

*Valuation of Common Stock.* Prior to the Company's IPO, the Company estimated the fair value of its common stock underlying stock option awards at the grant date of the award. Valuation estimates were prepared by management in accordance with the framework of the *American Institute of Certified Public Accountants Practice Aid, Valuation of Privately-Held-Company Equity Securities Issued as Compensation*, as well as through independent third-party valuations, and were approved by the Company's Board of Directors. Valuation estimates were based on a variety of factors including the Company's financial position and historical financial performance, the Company's stage of development, the valuations of comparable publicly traded companies, marketplace and macro-economic factors, the illiquid nature of the common stock, arm's-length sales of the Company's preferred equity securities, the effect of the rights, preferences and privileges of preferred shareholders and preferred unit holders and the prospects of a liquidity event, among others. After the completion of the Company's IPO in September 2015, the fair value of the common stock is based on the closing price of the common stock on the date of grant.

*Stock Options Granted to Employees.* For the years ended December 31, 2016, 2015 and 2014, the Company recorded \$6.4 million, \$1.4 million and \$0.3 million, respectively, of stock-based compensation expense related to stock options granted to employees and directors. The fair value of options granted to employees and directors was estimated at the date of grant using the Black-Scholes valuation model with the following weighted-average assumptions:

	Years Ended December 31,		
	2016	2015	2014
Expected volatility	75%	68%	64%
Expected term (in years)	6.2	6.1	6.0
Risk-free interest rate	1.5%	1.7%	2.0%
Expected dividend yield	0.0%	0.0%	0.0%

As of December 31, 2016, there was \$18.4 million of unrecognized stock-based compensation expense related to stock option awards to employees and directors, which is expected to be recognized over a weighted-average period of 3.04 years.

*Stock Options Granted to Non-employees.* Stock-based compensation expense related to stock options granted to non-employees is recognized as the stock options are earned. The Company believes that the estimated fair value of the stock options is more readily measurable than the fair value of the services rendered. For the years ended December 31, 2016, 2015 and 2014, the Company recorded \$0.6 million, \$1.5 million and less than \$0.1 million, respectively, of stock-based compensation expense related to stock options granted to non-employees. The fair value of options granted to non-employees was estimated at each measurement date using the Black-Scholes valuation model with the following weighted-average assumptions:

	Years Ended December 31,		
	2016	2015	2014
Expected volatility	83%	75%	65%
Expected term (in years)	8.5	9.5	9.9
Risk-free interest rate	1.7%	2.1%	2.4%
Expected dividend yield	0.0%	0.0%	0.0%

**Restricted Stock Units**

The following table summarize restricted stock unit activity under the 2015 Plan (in thousands, except per share data):

	Shares	Weighted- average Grant Date Fair Value
Unvested balance at December 31, 2015	—	\$ —
Granted	40	\$ 20.90
Vested	—	\$ —
Forfeited	—	\$ —
Unvested balance at December 31, 2016	<u>40</u>	<u>\$ 20.90</u>

As of December 31, 2016, there was \$0.8 million of unrecognized stock-based compensation expense related to restricted stock units awarded to employees, which is expected to be recognized over a weighted-average period of 2.94 years.

**Employee Stock Purchase Plan**

In June 2015, the Company's Board of Directors adopted the 2015 Employee Stock Purchase Plan (2015 ESPP), which became effective on September 16, 2015, the date on which the registration statement for the IPO was declared effective. The 2015 ESPP authorizes the initial issuance of up to a total of 254,000 shares of the Company's common stock to participating employees. The number of shares reserved for issuance under the 2015 ESPP automatically increases on the first business day of each fiscal year, commencing in 2016, by a number equal to the lesser of (i) 1% of the shares of common stock outstanding on the last business day of the prior fiscal year; or (ii) the number of shares determined by the Company's Board of Directors. Unless otherwise determined by the administrator of the 2015 ESPP, two offering periods of six months' duration will begin each year on January 1 and July 1. The Board of Directors did not authorize any further shares to be reserved for issuance under the 2015 ESPP in January 2016 or 2017. As of December 31, 2016, no shares had been issued under the 2015 ESPP. In January 2017, the Company issued 21,706 shares of common stock to participants of the 2015 ESPP for the offering period ended December 31, 2016.

**10. Retirement Plan**

In February 2015, the Company established a defined-contribution retirement plan under Section 401(k) of the Internal Revenue Code (the 401(k) Plan). The 401(k) Plan covers all employees who meet defined minimum age and service requirements, and allows participants to defer a portion of their annual compensation. The Company matches employee deferrals up to 5.75 percent of eligible compensation. For the years ended December 31, 2016 and 2015, the Company contributed \$0.6 million and \$0.2 million, respectively, in matching contributions to the 401(k) Plan. Prior to the establishment of the 401(k) Plan in February 2015, the Company did not sponsor any retirement plans.

**11. Income Taxes**

From inception through September 16, 2014, the Company was a Delaware LLC for federal and state income tax purposes, and therefore, all items of income or loss through September 16, 2014 flowed through to the members of the LLC. Effective September 16, 2014, the Company converted from an LLC to a C-corporation for federal and state income tax purposes. Prior to the conversion to a C-corporation, the Company did not record deferred tax assets or liabilities or have any net operating loss (NOL) carryforwards for federal income tax purposes. However, the Company had recorded a deferred tax asset for state income tax purposes, which consisted primarily of NOL carryforwards for state jurisdictions that did not recognize the Company's LLC status.

Effective upon the conversion to a C-corporation, the Company became subject to income tax at the federal and state levels. Accordingly, as of December 31, 2016 and 2015 the Company recorded a deferred tax asset for federal and state income taxes.

As all of the Company's income and loss is generated in the U.S., and attributable to the U.S. jurisdiction, there was no foreign income tax expense (benefit) for the years ended December 31, 2016, 2015 and 2014.

A reconciliation of income tax expense (benefit) computed at the statutory federal income tax rate of 34 percent to income tax expense (benefit) as reflected in the financial statements is as follows (in thousands):

	Years Ended December 31,		
	2016	2015	2014
Federal income tax benefit at statutory rate	\$ (21,556)	\$ (7,756)	\$ (1,089)
State income tax benefit, net of federal benefit	(1,617)	(1,511)	(264)
Change in income tax rates upon conversion to C-corporation	—	—	427
Federal deferred tax assets upon conversion to C-corporation	—	—	(105)
Step-up in assets upon conversion to C-corporation	—	(709)	(448)
Research and development credits	(7,275)	—	—
Stock-based compensation expense for incentive stock options and employee stock purchase plan	1,805	283	98
Other non-deductible expenses and reconciling items	212	240	129
Change in valuation allowance	27,996	9,453	1,252
Total income tax expense (benefit)	<u>\$ (435)</u>	<u>\$ —</u>	<u>\$ —</u>

The significant components of the Company's net deferred tax assets are as follows (in thousands):

	December 31, 2016	December 31, 2015
Deferred tax assets:		
Net operating loss carryforwards	\$ 25,625	\$ 9,254
Research and development tax credits	10,890	—
Step-up in assets upon conversion to C-corporation	953	1,046
Stock-based compensation expense for non-qualified stock options and restricted stock units	1,401	855
Unrealized losses on marketable securities	—	284
Deferred rent	258	97
Accruals and other	1,132	568
Total deferred tax assets before valuation allowance	<u>40,259</u>	<u>12,104</u>
Valuation allowance	<u>(40,084)</u>	<u>(12,093)</u>
Total deferred tax assets	175	11
Deferred tax liabilities:		
Depreciation	(19)	(11)
Unrealized gains on marketable securities	(156)	—
Total deferred tax liabilities	<u>(175)</u>	<u>(11)</u>
Net deferred tax assets	<u>\$ —</u>	<u>\$ —</u>

The Company has evaluated the positive and negative evidence bearing upon the realizability of its deferred tax assets. Based on the Company's history of operating losses, the Company has concluded that it is more likely than not that the benefit of its deferred tax assets will not be realized. Accordingly, the Company has provided a full valuation allowance for its net deferred tax assets as of December 31, 2016 and 2015. The valuation allowance increased approximately \$28.0 million and \$9.5 million during the years ended December 31, 2016 and 2015, respectively, due primarily to federal net operating losses and research and development credits generated during the periods. The net increase in the valuation allowance during the year ended December 31, 2016 includes a partially offsetting decrease of \$0.4 million for the income tax effects of gains on available-for-sale securities recognized in other comprehensive income for the period.

As of December 31, 2016 and 2015, the Company had U.S. federal NOL carryforwards of approximately \$66.4 million and \$21.2 million, respectively, which may be available to offset future income tax liabilities and expire at various dates beginning in 2034. As of December 31, 2016 and 2015, the Company also had U.S. state NOL carryforwards of approximately \$55.0 million and \$34.2 million, respectively, which may be available to offset future income tax liabilities and expire at various dates beginning in 2035.

As of December 31, 2016, the Company had federal research and development and orphan drug tax credit carryforwards of approximately \$11.0 million which may be available to reduce future tax liabilities and expire at various dates beginning in 2035. The Company has conducted a formal study to document the qualified activities and expenses used to calculate the credits through the year ended December 31, 2015. The remaining portion of the credits as of December 31, 2016 are subject to future studies which may result in an adjustment to the Company's credit carryforwards. The calculation of these credits require assumptions to be made by management to estimate qualified research expenses. The Company accounts for uncertain tax positions in accordance with the provisions of ASC 740, and accordingly, recognizes the tax benefit of tax positions to the extent that the benefit will more likely than not be realized. As of December 31, 2016, the Company has unrecognized tax benefits of \$0.1 million which have been reserved against the credit carryforwards as uncertain tax positions. No reserve for uncertain tax positions has been placed against qualified expenses for which a study has not been conducted. However, a full valuation allowance has been provided against the net credit carryforwards and, if an adjustment is required upon the completion of the study, this adjustment would be offset by an adjustment to the deferred tax asset established for the research and development credit carryforwards and the valuation allowance.

Under the provisions of the Internal Revenue Code, the NOL and tax credit carryforwards are subject to review and possible adjustment by the Internal Revenue Service and state tax authorities. NOL and tax credit carryforwards may become subject to an annual limitation in the event of certain cumulative changes in the ownership interest of significant shareholders over a three-year period in excess of 50 percent, as defined under Sections 382 and 383 of the Internal Revenue Code, respectively, as well as similar state provisions. This could limit the amount of tax attributes that can be utilized annually to offset future taxable income or tax liabilities. The amount of the annual limitation is determined based on the value of the Company immediately prior to the ownership change. Subsequent ownership changes may further affect the limitation in future years. The Company has completed several financings since its inception which may have resulted in a change in control as defined by Sections 382 and 383 of the Internal Revenue Code, or could result in a change in control in the future.

The Company files income tax returns in the U.S. at the federal level and in states in which the Company conducts business activities. The federal and state income tax returns are generally subject to tax examinations for the tax years ended December 31, 2013 through December 31, 2016. To the extent the Company has tax attribute carryforwards, the tax years in which the attribute was generated may still be adjusted upon examination by the Internal Revenue Service or state tax authorities to the extent utilized in a future period.

## **12. Related Party Transactions**

### ***The Trustees of the University of Pennsylvania***

Penn received an equity interest in the Company as consideration for the intellectual property license granted to the Company in February 2009, and prior to September 30, 2015, the Company considered Penn to be a related party. See Note 6 for further information, including costs incurred by the Company, regarding its license from Penn.

In addition to the license agreement, Penn also provides manufacturing and research and development services to the Company. During the nine months ended September 30, 2015, and the year ended December 31, 2014, the Company incurred \$0.1 million and \$0.1 million, respectively, in services from Penn for the manufacturing of reagents for sale by the Company as well as \$5.1 million and \$1.3 million, respectively, in research and development services provided by Penn.

As a result of various factors, including the dilution to the Company's stockholders resulting from the sale and issuance of Series C Preferred Stock and Series D Preferred Stock, and the closing of the Company's IPO on September 22, 2015, the Company no longer considers Penn to be a related party subsequent to the period ended September 30, 2015.

### ***GlaxoSmithKline LLC***

GSK received an equity interest in the Company as consideration for the intellectual property license granted to the Company in March 2009, and prior to September 30, 2015, the Company considered GSK to be a related party. See Note 6 for further information, including costs incurred by the Company, regarding its license from GSK.

As a result of various factors, including the dilution to the Company's stockholders resulting from the sale and issuance of Series C Preferred Stock and Series D Preferred Stock, and the closing of the Company's IPO on September 22, 2015, the Company no longer considers GSK to be a related party subsequent to the period ended September 30, 2015.

***Dimension Therapeutics, Inc.***

The Company and a number of its members, directors and management received common stock of Dimension as consideration for a license granted to Dimension in October 2013. Additionally, at the date of the license, three of the Company's board members also served on the board of directors of Dimension. As a result, prior to September 30, 2015, the Company considered Dimension to be a related party.

As of September 30, 2015, the Company no longer had any overlapping board members with Dimension. Additionally, the Company's directors and management do not have significant influence over Dimension. Accordingly, the Company no longer considers Dimension to be a related party subsequent to the period ended September 30, 2015.

In October 2013, the Company granted an exclusive, sublicensable, worldwide commercial license to Dimension for preclinical and clinical research and development and commercialization of drug therapies using the Company's licensed patents for the treatment of hemophilia A and hemophilia B, as well as a one year option to obtain exclusive licenses for the commercialization of two other diseases to be elected by Dimension in the future. The agreement requires on-going annual maintenance fees of less than \$0.1 million, for each indication elected by Dimension, beginning in October 2014. The agreement also requires Dimension to pay royalties on net sales, if any, to the Company at an amount intended to approximate the royalties that will be due by the Company to Penn and GSK on such sales.

In connection with the license agreement granted to Dimension, the Company entered into an arrangement with Penn and Dimension in which the Company helped coordinate and manage research and development activities performed by Penn on behalf of Dimension. Under the arrangement, Dimension reimbursed the Company at an amount equal to costs incurred and paid to Penn, and the Company retains rights to certain intellectual property discovered under the contracted research and development. Due to the uncertainty of any future intellectual property rights that may be discovered and retained by the Company, and because such intellectual property would have no future alternative use due to the stage of development of the drug therapies under development, the Company has not recognized any benefit from the arrangement as consideration paid by Dimension to the Company as a result of the license agreement. Management has evaluated the facts and circumstances of the arrangements with regards to ASC 605-45 *Revenue Recognition-Principal Agent Considerations* and determined that the proceeds received from Dimension should be recorded on a net basis. Accordingly, proceeds received from Dimension under the arrangement were recorded as a reduction of research and development expense in the statements of operations and comprehensive loss. For the year ended December 31, 2014, the Company recorded research and development expense to Penn, and related reimbursements from Dimension of \$6.2 million, for a net cost of \$0 for the period. The arrangement expired on December 31, 2014, and during the year ended December 31, 2015, the final payments under this arrangement were received by the Company and paid to Penn.

In September 2014, Dimension elected its third indication under the license agreement, and the license was amended to extend the term of the option to elect the fourth and final disease indication for an additional six months. In consideration for the extension of the option, Dimension paid an extension fee of \$0.2 million. In January 2015, Dimension elected its fourth and final indication under the license.

In March 2015, the Company entered into an option and license agreement with Dimension that granted Dimension options to commercial exclusive licenses for four new disease indications to be elected by Dimension in the future. If elected, each option carries an option fee of \$1.0 million payable to the Company upon exercise, and annual maintenance fees of \$0.1 million. Additionally, for each option exercised, Dimension is obligated to pay the Company up to \$9.0 million upon achievement of various substantive milestones, as well as mid to upper-single digit percentage royalties on net sales of licensed products and mid-single digit to low-double digit percentage sublicense fees, if any. In May 2015, Dimension exercised its first option under the agreement and paid \$1.0 million to the Company. In August 2015, Dimension exercised its second option under the agreement and paid \$1.0 million to the Company. In December 2015, Dimension exercised its third option under the agreement and paid \$1.0 million to the Company.

During the nine months ended September 30, 2015, and the year ended December 31, 2014, the Company recognized license revenue of \$2.0 million and \$0.2 million, respectively, from commercial licenses granted to Dimension, which is included in license revenue from related party in the statements of operations and comprehensive loss. Revenue earned and recognized from Dimension subsequent to September 30, 2015 is no longer included in revenue from related party in the statements of operations and comprehensive loss.

During the year ended December 31, 2014, the Company received \$0.2 million from Dimension for the purchase of materials owned by the Company and used in the Company's manufacturing process for research and development and clinical trials. The \$0.2 million was recognized as a gain on disposal of the material in the periods in which the material was delivered to Dimension. During the nine months ended September 30, 2015, and the year ended December 31, 2014, the Company recognized gains of less than \$0.1

million in each period for the delivery of the material to Dimension. As of December 31, 2016, the entire gain of \$0.2 million had been recognized.

### ***FoxKiser***

The Company was party to a services agreement, as amended from time to time, with FoxKiser, an affiliate of certain stockholders of the Company and an affiliate of one current and one former member of the Board of Directors, which was terminated in January 2015. Under the agreement, the Company paid a fixed monthly fee plus an additional support fee, as determined by FoxKiser on a monthly basis, as consideration for office facilities, equipment, supplies, general management, accounting, financial management, human resources, legal, secretarial, regulatory compliance and other services provided to the Company. The amounts outstanding to FoxKiser under the services agreement in excess of 30 days from their due date accrued interest at 1.5 percent per month, compounding monthly. The Company allocated the service fees from FoxKiser between research and development and general and administrative expense. For the years ended December 31, 2015 and 2014, the Company incurred costs under the arrangement of \$0.2 million and \$1.3 million, respectively, allocated to research and development expense, and \$0.2 million and \$1.7 million, respectively, allocated to general and administrative expense.

In July 2014, the Company entered into an agreement with FoxKiser whereby all principal and interest owed under the services agreement, with a maximum amount of \$2.0 million, may be settled at the option of FoxKiser, in whole or in part, (i) upon the next issuance of preferred equity securities by the Company, in shares of such preferred equity securities issued at a price per share equal to the issuance price of such shares, or (ii) if an issuance of preferred equity securities has not taken place by December 31, 2014, in shares of common equity securities of the Company at a price per share equal to the fair value of such common equity securities as determined by the Board of Directors. The debt is deemed fully settled upon conversion into equity securities of the Company.

In July 2014, the Company received \$1.8 million in exchange for a promissory note issued to FoxKiser, and in September 2014, the Company received \$0.6 million in exchange for a second promissory note issued to FoxKiser. Both promissory notes accrued interest at the Short-Term Applicable Federal Rate, compounding annually, and were payable on demand by FoxKiser at the earlier of December 31, 2014 or the next issuance of preferred equity securities by the Company. Both promissory notes may be settled at the option of FoxKiser, in whole or in part, (i) upon the next issuance of preferred equity securities by the Company, in shares of such preferred equity securities issued at a price per share equal to the issuance price of such shares, or (ii) if an issuance of preferred equity securities has not taken place by December 31, 2014, in shares of common equity securities of the Company at a price per share equal to the fair value of such common equity securities as determined by the Board of Directors. The debt is deemed fully settled upon conversion into equity securities of the Company.

The promissory notes with FoxKiser accrued interest at below-market rates. Accordingly, the Company imputed interest on the promissory notes and recorded a discount equal to the difference between the face value of the promissory notes and the present value of the notes at an estimated market rate of 15 percent. The aggregate discount of \$0.1 million on the promissory notes was amortized using the effective interest method through December 31, 2014, at which date the notes became payable upon demand by FoxKiser. The discount was recorded as additional paid-in capital from FoxKiser due to the related party nature of the borrowing arrangements. Amortization of the discount was recorded as interest expense in the statements of operations and comprehensive loss.

In January 2015, in conjunction with the Company's issuance of Series C Preferred Stock, FoxKiser elected its share settlement options and converted \$1.4 million of the amount due under the services agreement and \$2.4 million of principal and interest due under the promissory notes, for a total of \$3.8 million, into 585,578 shares of Series C Preferred Stock at a per share price of \$6.477. The promissory notes were settled in full upon the conversion, and in January 2015, the Company terminated the services agreement with FoxKiser and paid the remainder of the outstanding service fees in full.

Interest expense to FoxKiser under the services agreement and promissory notes, inclusive of imputed interest, for the years ended December 31, 2015 and 2014 was less than \$0.1 million and \$0.3 million, respectively.

In January 2015, the Company entered into an operating lease with FoxKiser for office space in Washington, D.C. The lease agreement, which had a month-to-month term, required monthly payments of less than \$0.1 million. The lease was terminated in April 2015. Total rent expense to FoxKiser during the term of the lease was \$0.1 million.

The Company entered into a Professional Services Agreement with FoxKiser effective as of January 1, 2016, pursuant to which the Company incurs a fixed monthly fee in consideration for certain strategic planning, development and regulatory services to be provided by FoxKiser. The agreement expired in December 2016, and effective as of January 1, 2017, the Company entered into a new Professional Services Agreement with FoxKiser, which has a term of one year and is terminable by either party, at any time, upon sixty days' prior written notice to the other party. Costs incurred by the Company under the Professional Service Agreements with

FoxKiser for the year ended December 31, 2016 were \$1.0 million and have been recorded as research and development expenses in the statements of operations and comprehensive loss.

### Chief Scientific Advisor

In September 2014, the Company entered into an advisory agreement with its Chief Scientific Advisor, who is also the Chairman of the Company's Scientific Advisory Board. The agreement was amended in May 2015 and expires in March 2017. During the years ended December 31, 2016, 2015 and 2014, the Company incurred advisory fees of \$0.3 million, \$0.2 million and less than \$0.1 million, respectively, to the Chief Scientific Advisor under the agreement. Additionally, since the inception of the agreement, the Company has granted options to purchase 211,600 shares of common stock to the Chief Scientific Advisor as compensation for services to be provided to the Company, which vest partially upon the completion of future service conditions and partially upon the achievement of specified performance conditions as set forth in the award agreements.

### 13. Net Loss Per Share

The following potentially dilutive securities outstanding at the end of the period were excluded from the computations of diluted weighted-average shares outstanding for the periods indicated as they would be anti-dilutive (in thousands):

	Years Ended December 31,		
	2016	2015	2014
Stock options issued and outstanding	5,118	3,684	2,107
Unvested restricted stock units outstanding	40	—	—
Employee stock purchase plan	22	—	—
Series A Preferred Stock	—	—	2,393
Series B Preferred Stock	—	—	1,906
Debt with share settlement option (Note 12)	—	—	3,715
	<u>5,180</u>	<u>3,684</u>	<u>10,121</u>

Amounts in the table above reflect the common stock equivalents of the noted instruments.

### 14. Supplemental Disclosures

Accrued expenses and other current liabilities consists of the following (in thousands):

	December 31, 2016	December 31, 2015
Accrued personnel costs	\$ 3,338	\$ 1,371
Accrued external research and development expenses	3,005	835
Accrued purchases of property and equipment	844	—
Accrued external general and administrative expenses	672	559
Accrued sublicense fees and royalties on reagent sales	—	260
Other accrued expenses and current liabilities	267	173
	<u>\$ 8,126</u>	<u>\$ 3,198</u>



**15. Selected Quarterly Financial Information (Unaudited)**

The following table contains quarterly financial information for the years ended December 31, 2016 and 2015. Management believes that the following information reflects all normal recurring adjustments necessary for a fair statement of the information for the periods presented. The operating results for any quarter are not necessarily indicative of results for any future period. Amounts in the following table are in thousands, except per share data.

	Quarters Ended			
	March 31, 2016	June 30, 2016	September 30, 2016	December 31, 2016
Total revenues	\$ 393	\$ 2,375	\$ 125	\$ 1,696
Research and development expense	\$ 6,183	\$ 10,680	\$ 12,560	\$ 16,059
General and administrative expense	\$ 5,479	\$ 6,169	\$ 6,200	\$ 5,742
Total operating expenses	\$ 11,644	\$ 17,327	\$ 18,793	\$ 22,165
Net loss	\$ (10,768)	\$ (14,437)	\$ (18,154)	\$ (19,608)
Basic and diluted net loss per common share	\$ (0.41)	\$ (0.55)	\$ (0.69)	\$ (0.74)

	Quarters Ended			
	March 31, 2015	June 30, 2015	September 30, 2015	December 31, 2015
Total revenues	\$ 644	\$ 1,363	\$ 1,140	\$ 4,441
Research and development expense	\$ 2,791	\$ 4,012	\$ 5,664	\$ 4,812
General and administrative expense	\$ 1,716	\$ 3,397	\$ 2,567	\$ 4,232
Total operating expenses	\$ 4,637	\$ 7,659	\$ 8,487	\$ 9,942
Net loss	\$ (4,011)	\$ (6,290)	\$ (7,332)	\$ (5,178)
Basic and diluted net loss per common share	\$ (0.94)	\$ (3.24)	\$ (1.52)	\$ (0.20)

**EXHIBIT INDEX**

<b>Exhibit</b>	<b>Description</b>
3.1	Restated Certificate of Incorporation (filed as Exhibit 3.1 to the Registrant's Current Report on Form 8-K as filed on September 22, 2015, and incorporated herein by reference)
3.2	Amended and Restated Bylaws (filed as Exhibit 3.2 to the Registrant's Current Report on Form 8-K as filed on September 22, 2015, and incorporated herein by reference)
4.1	Specimen stock certificate evidencing the shares of common stock (filed as Exhibit 4.1 to the Registrant's Registration Statement on Form S-1 (SEC File No. 333-206430), as filed on August 17, 2015, and incorporated herein by reference)
4.2	Amended and Restated Investors' Rights Agreement dated as of May 15, 2015 (filed as Exhibit 4.2 to the Registrant's Registration Statement on Form S-1 (SEC File No. 333-206430), as filed on August 17, 2015, and incorporated herein by reference)
10.1	Form of Indemnity Agreement for directors and officers (filed as Exhibit 10.1 to the Registrant's Registration Statement on Form S-1 (SEC File No. 333-206430), as filed on August 17, 2015, and incorporated herein by reference)
10.2+	2014 Stock Plan, as amended (filed as Exhibit 10.2 to the Registrant's Registration Statement on Form S-1 (SEC File No. 333-206430), as filed on August 17, 2015, and incorporated herein by reference)
10.3+	2015 Equity Incentive Plan and form of option agreement thereunder (filed as Exhibit 10.3 to the Registrant's Registration Statement on Form S-1/A (SEC File No. 333-206430), as filed on September 15, 2015, and incorporated herein by reference)
10.4+	2015 Employee Stock Purchase Plan (filed as Exhibit 10.4 to the Registrant's Registration Statement on Form S-1/A (SEC File No. 333-206430), as filed on September 8, 2015, and incorporated herein by reference)
10.5+	Employment Agreement effective as of June 30, 2015 between the Registrant and Kenneth T. Mills (filed as Exhibit 10.5 to the Registrant's Registration Statement on Form S-1 (SEC File No. 333-206430), as filed on August 17, 2015, and incorporated herein by reference)
10.6+	Employment Agreement effective as of June 30, 2015 between the Registrant and Stephen Yoo, M.D. (filed as Exhibit 10.6 to the Registrant's Registration Statement on Form S-1 (SEC File No. 333-206430), as filed on August 17, 2015, and incorporated herein by reference)
10.7+	Employment Agreement effective as of June 30, 2015 between the Registrant and Vittal Vasista (filed as Exhibit 10.7 to the Registrant's Registration Statement on Form S-1 (SEC File No. 333-206430), as filed on August 17, 2015, and incorporated herein by reference)
10.8+	Employment Agreement effective as of February 16, 2016 between the Registrant and Curran Simpson (filed as Exhibit 10.34 to the Registrant's Annual Report on Form 10-K (SEC File No. 001-37553), as filed on March 3, 2016, and incorporated herein by reference)
10.9+	Employment Agreement effective as of February 29, 2016 between the Registrant and Faraz Ali (filed as Exhibit 10.35 to the Registrant's Quarterly Report on Form 10-Q (SEC File No. 001-37553), as filed on May 5, 2016, and incorporated herein by reference)
10.10+	Employment Agreement effective as of August 18, 2016 between the Registrant and Patrick J. Christmas (filed as Exhibit 10.37 to the Registrant's Quarterly Report on Form 10-Q (SEC File No. 001-37553), as filed on November 9, 2016, and incorporated herein by reference)
10.11+	Independent Director Compensation Policy (filed as Exhibit 10.8 to the Registrant's Registration Statement on Form S-1 (SEC File No. 333-206430), as filed on August 17, 2015, and incorporated herein by reference)
10.12+	REGENXBIO Inc. Management Cash Incentive Plan (filed as Exhibit 10.29 to the Registrant's Registration Statement on Form S-1 (SEC File No. 333-206430), as filed on August 17, 2015, and incorporated herein by reference)

<b>Exhibit</b>	<b>Description</b>
10.13†	License Agreement effective February 24, 2009 between the Registrant and The Trustees of the University of Pennsylvania (filed as Exhibit 10.9 to the Registrant's Registration Statement on Form S-1/A (SEC File No. 333-206430), as filed on September 15, 2015, and incorporated herein by reference)
10.14†	First Amendment to License Agreement dated March 6, 2009 between the Registrant and The Trustees of the University of Pennsylvania (filed as Exhibit 10.10 to the Registrant's Registration Statement on Form S-1 (SEC File No. 333-206430), as filed on August 17, 2015, and incorporated herein by reference)
10.15†	Second Amendment to License Agreement effective September 9, 2014 between the Registrant and The Trustees of the University of Pennsylvania (filed as Exhibit 10.11 to the Registrant's Registration Statement on Form S-1/A (SEC File No. 333-206430), as filed on September 15, 2015, and incorporated herein by reference)
10.16†	Third Amendment to License Agreement effective April 29, 2016 between the Registrant and The Trustees of the University of Pennsylvania (filed as Exhibit 10.36 to the Registrant's Form 10-Q/A Amendment No. 1 (SEC File No. 001-37553), as filed on December 23, 2016, and incorporated herein by reference)
10.17†	License Agreement dated March 6, 2009 between the Registrant and SmithKline Beecham Corporation d/b/a GlaxoSmithKline (filed as Exhibit 10.12 to the Registrant's Registration Statement on Form S-1/A (SEC File No. 333-206430), as filed on September 15, 2015, and incorporated herein by reference)
10.18	Amendment to License Agreement dated April 15, 2009 between the Registrant and SmithKline Beecham Corporation d/b/a GlaxoSmithKline (filed as Exhibit 10.13 to the Registrant's Registration Statement on Form S-1 (SEC File No. 333-206430), as filed on August 17, 2015, and incorporated herein by reference)
10.19†	Exclusive Patent License Agreement dated November 10, 2014 between the Registrant and the Regents of the University of Minnesota (filed as Exhibit 10.25 to the Registrant's Registration Statement on Form S-1/A (SEC File No. 333-206430), as filed on September 15, 2015, and incorporated herein by reference)
10.20*‡	First Amendment to Exclusive Patent License Agreement dated November 28, 2016 between the Registrant and the Regents of the University of Minnesota
10.21	Lease dated March 6, 2015 between the Registrant and BMR-Medical Center Drive LLC (filed as Exhibit 10.26 to the Registrant's Registration Statement on Form S-1 (SEC File No. 333-206430), as filed on August 17, 2015, and incorporated herein by reference)
10.22	First Amendment to Lease dated September 30, 2015 between the Registrant and BMR-Medical Center Drive LLC (filed as Exhibit 10.31 to the Registrant's Annual Report on Form 10-K (SEC File No. 001-37553), as filed on March 3, 2016, and incorporated herein by reference)
10.23	Second Amendment to Lease dated November 23, 2015 between the Registrant and BMR-Medical Center Drive LLC (filed as Exhibit 10.32 to the Registrant's Annual Report on Form 10-K (SEC File No. 001-37553), as filed on March 3, 2016, and incorporated herein by reference)
10.24	Lease dated January 28, 2016 between the Registrant and TNREF III 9600 Blackwell, LLC (filed as Exhibit 10.33 to the Registrant's Annual Report on Form 10-K (SEC File No. 001-37553), as filed on March 3, 2016, and incorporated herein by reference)
23.1*	Consent of PricewaterhouseCoopers LLP, independent registered accounting firm
31.1*	Certification of the Chief Executive Officer, as required by Section 302 of the Sarbanes-Oxley Act of 2002
31.2*	Certification of the Chief Financial Officer as required by Section 302 of the Sarbanes-Oxley Act of 2002
32.1*	Certifications of the Chief Executive Officer and Chief Financial Officer as required by 18 U.S.C. 1350
101.INS*	XBRL Instance Document
101.SCH*	XBRL Taxonomy Extension Schema Document
101.CAL*	XBRL Taxonomy Extension Calculation Linkbase Document
101.DEF*	XBRL Taxonomy Extension Definition Linkbase Document

<u>Exhibit</u>	<u>Description</u>
101.LAB*	XBRL Taxonomy Extension Label Linkbase Document
101.PRE*	XBRL Taxonomy Extension Presentation Linkbase Document

+ Indicates management contract or compensatory plan.  
† Confidential treatment has been granted with respect to certain portions of this exhibit.  
‡ Confidential treatment has been requested with respect to certain portions of this exhibit. These portions have been omitted and submitted separately to the SEC.  
\* Filed herewith.

The certification attached as Exhibit 32.1 that accompanies this Annual Report on Form 10-K is not deemed filed with the SEC and is not to be incorporated by reference into any filing of REGENXBIO Inc. under the Securities Act or the Exchange Act, whether made before or after the date of this Annual Report on Form 10-K, irrespective of any general incorporation language contained in such filing.



**CONFIDENTIAL TREATMENT REQUESTED**  
**UNIVERSITY OF MINNESOTA**  
**FIRST AMENDMENT**  
**TO EXCLUSIVE PATENT LICENSE AGREEMENT (“EPLA”)**

**THIS FIRST AMENDMENT TO EXCLUSIVE PATENT LICENSE AGREEMENT** (the “Amendment”) is made and entered effective as of the date of the last signature (the “Amendment Effective Date”), by and between **Regents of the University of Minnesota** (the “University”), a Minnesota constitutional corporation under the laws of the state of Minnesota, having a place of business at 200 Oak Street, SE, Suite 280, Minneapolis, Minnesota 55455, and **REGENXBIO Inc.**, a corporation under Delaware law, having a place of business at 9712 Medical Center Drive, Suite 100, Rockville, MD 20850 (the “Licensee”) each a “Party” and collectively, the “Parties”).

**BACKGROUND**

The Parties entered into EPLA on November 10, 2014 . The Parties wish to further amend the EPLA to add additional Licensed Technology to Section 5.

**NOW, THEREFORE, THE PARTIES AGREE AS FOLLOWS:**

1. **Section 2 (Field(s) of Use)** is hereby deleted and replaced with the following:

**Field(s) of Use (§1.5):** All fields of use (with the exception of \*\*\*\*\*) until November 10, 2019. Beginning on November 11, 2019, the Field of Use will be limited to (i) all fields of use using the Licensee’s proprietary adeno-associated virus vectors, and/or (ii) any indications \*\*\*\*\* in which the Licensee has done \*\*\*\*\* (and can document \*\*\*\*\* per indication). The Licensee shall provide the University with written notice of its proposed fields of use under clause (ii) \*\*\*\*\* for the University’s review and confirmation that the proposed fields of use are consistent with the field(s) of use described in clause (ii).

With respect to the \*\*\*\*\*, University is free to market the \*\*\*\*\*; provided, that through and including November 10, 2019, Licensee will have a right of first refusal to match the terms offered by a third party as follows: University will provide Licensee with written notice of the offer and Licensee shall have \*\*\*\*\* to notify the University that it will match the offer. If Licensee fails to notify the University that it will unconditionally match the offer within that period of time, the University will have no further obligation to Licensee with respect to the \*\*\*\*\*. Beginning on November 11, 2019, Licensee will have no right of first refusal with respect to the \*\*\*\*\*.

2. **Section 5. (Licensed Technology)** is hereby deleted and replaced with the following:

**CONFIDENTIAL TREATMENT REQUESTED**

**5.1 Licensed Patent Applications**

University Number	Case	Application No	Country	File Date	Title
****		****	****	****	****
****		****	****	****	****
****		****	****	****	****
****		****	****	****	****
****		****	****	****	****
****		****	****	****	****
****		****	****	****	****
****		****	****	****	****
****		****	****	****	****

3. **Section 6 (Patent Related Expenses)** is revised to add an obligation for the Licensee to reimburse the University for Patent Related Expenses incurred before and after the Effective Date of this Amendment for inventions included in University Case Number \*\*\*\*. Patent Related Expenses as of April, 2016 for Case Number \*\*\*\* are approximately \*\*\*\* and patent related expenses for Case Number \*\*\*\* may be roughly \*\*\*\*.

4. **Section 11.1 (Upfront Payment)** is revised to add the following upfront payment, which is due on the Effective Date of this Amendment:

\$23,000 for Case Number \*\*\*\*  
\$1,500 for Case Number \*\*\*\*  
\$2,500 for Case Number \*\*\*\*

5. For purposes of **Section 12** and **13**, Licensee's address is hereby changed to the following:

REGENXBIO Inc.  
Attn: Chief Executive Officer  
9712 Medical Center Drive, Suite 100  
Rockville, MD 20850  
Phone: (240) 552-8181  
Facsimile: (240) 652-9692

**CONFIDENTIAL TREATMENT REQUESTED**

5. General. Except as amended, deleted, or otherwise modified by this Amendment, the terms of the EPLA shall remain in full force and effect.

**IN WITNESS WHEREOF**, acting through their respective duly authorized representatives, the University and the Licensee have duly executed, delivered and entered into this Amendment as of the Amendment Effective Date.

**[Signature Page Follows]**

---

**\*\*\*\* CERTAIN INFORMATION HAS BEEN OMITTED AND FILED SEPARATELY WITH THE COMMISSION. CONFIDENTIAL TREATMENT HAS BEEN REQUESTED WITH RESPECT TO THE OMITTED PORTIONS.**

**CONFIDENTIAL TREATMENT REQUESTED**

**Regents of the University of Minnesota**

**REGENXBIO INC.**

By: /s/ Reggie Bowerman

By: /s/ Kenneth Mills

Name:  
Title: Associate Director

Name: Kenneth Mills  
Title: President and CEO  
Date: November 28, 2016

Date: 11-21-16

**\*\*\*\* CERTAIN INFORMATION HAS BEEN OMITTED AND FILED SEPARATELY WITH THE COMMISSION.  
CONFIDENTIAL TREATMENT HAS BEEN REQUESTED WITH RESPECT TO THE OMITTED PORTIONS.**



CONSENT OF INDEPENDENT REGISTERED PUBLIC ACCOUNTING FIRM

We hereby consent to the incorporation by reference in the Registration Statement on Form S-3 (No. 333-215146) and the Registration Statements on Form S-8 (No. 333-209899, 333-206984) of REGENXBIO Inc. of our report dated March 7, 2017 relating to the financial statements, which appears in this Form 10-K.

/s/ PricewaterhouseCoopers LLP  
McLean, Virginia  
March 7, 2017

## CERTIFICATION

I, Kenneth T. Mills, certify that:

1. I have reviewed this Annual Report on Form 10-K of REGENXBIO Inc.;
2. Based on my knowledge, this report does not contain any untrue statement of a material fact or omit to state a material fact necessary to make the statements made, in light of the circumstances under which such statements were made, not misleading with respect to the period covered by this report;
3. Based on my knowledge, the financial statements, and other financial information included in this report, fairly present in all material respects the financial condition, results of operations and cash flows of the registrant as of, and for, the periods presented in this report;
4. The registrant's other certifying officer and I are responsible for establishing and maintaining disclosure controls and procedures (as defined in Exchange Act Rules 13a-15(e) and 15d-15(e)) and internal control over financial reporting (as defined in Exchange Act Rules 13a-15(f) and 15d-15(f)) for the registrant and have:
  - a. designed such disclosure controls and procedures, or caused such disclosure controls and procedures to be designed under our supervision, to ensure that material information relating to the registrant is made known to us by others within that entity, particularly during the period in which this report is being prepared;
  - b. designed such internal control over financial reporting, or caused such internal control over financial reporting to be designed under our supervision, to provide reasonable assurance regarding the reliability of financial reporting and the preparation of financial statements for external purposes in accordance with generally accepted accounting principles;
  - c. evaluated the effectiveness of the registrant's disclosure controls and procedures and presented in this report our conclusions about the effectiveness of the disclosure controls and procedures, as of the end of the period covered by this report based on such evaluation; and
  - d. disclosed in this report any change in the registrant's internal control over financial reporting that occurred during the registrant's most recent fiscal quarter (the registrant's fourth fiscal quarter in the case of an annual report) that has materially affected, or is reasonably likely to materially affect, the registrant's internal control over financial reporting.
5. The registrant's other certifying officer and I have disclosed, based on our most recent evaluation of internal control over financial reporting, to the registrant's auditors and the audit committee of the registrant's board of directors (or persons performing the equivalent functions):
  - a. all significant deficiencies and material weaknesses in the design or operation of internal control over financial reporting which are reasonably likely to adversely affect the registrant's ability to record, process, summarize and report financial information; and
  - b. any fraud, whether or not material, that involves management or other employees who have a significant role in the registrant's internal control over financial reporting.

Date: March 7, 2017

/s/ Kenneth T. Mills

---

**Kenneth T. Mills**  
**President and Chief Executive Officer**  
**(Principal Executive Officer)**

## CERTIFICATION

I, Vittal Vasista, certify that:

1. I have reviewed this Annual Report on Form 10-K of REGENXBIO Inc.;
2. Based on my knowledge, this report does not contain any untrue statement of a material fact or omit to state a material fact necessary to make the statements made, in light of the circumstances under which such statements were made, not misleading with respect to the period covered by this report;
3. Based on my knowledge, the financial statements, and other financial information included in this report, fairly present in all material respects the financial condition, results of operations and cash flows of the registrant as of, and for, the periods presented in this report;
4. The registrant's other certifying officer and I are responsible for establishing and maintaining disclosure controls and procedures (as defined in Exchange Act Rules 13a-15(e) and 15d-15(e)) and internal control over financial reporting (as defined in Exchange Act Rules 13a-15(f) and 15d-15(f)) for the registrant and have:
  - a. designed such disclosure controls and procedures, or caused such disclosure controls and procedures to be designed under our supervision, to ensure that material information relating to the registrant is made known to us by others within that entity, particularly during the period in which this report is being prepared;
  - b. designed such internal control over financial reporting, or caused such internal control over financial reporting to be designed under our supervision, to provide reasonable assurance regarding the reliability of financial reporting and the preparation of financial statements for external purposes in accordance with generally accepted accounting principles;
  - c. evaluated the effectiveness of the registrant's disclosure controls and procedures and presented in this report our conclusions about the effectiveness of the disclosure controls and procedures, as of the end of the period covered by this report based on such evaluation; and
  - d. disclosed in this report any change in the registrant's internal control over financial reporting that occurred during the registrant's most recent fiscal quarter (the registrant's fourth fiscal quarter in the case of an annual report) that has materially affected, or is reasonably likely to materially affect, the registrant's internal control over financial reporting.
5. The registrant's other certifying officer and I have disclosed, based on our most recent evaluation of internal control over financial reporting, to the registrant's auditors and the audit committee of the registrant's board of directors (or persons performing the equivalent functions):
  - a. all significant deficiencies and material weaknesses in the design or operation of internal control over financial reporting which are reasonably likely to adversely affect the registrant's ability to record, process, summarize and report financial information; and
  - b. any fraud, whether or not material, that involves management or other employees who have a significant role in the registrant's internal control over financial reporting.

Date: March 7, 2017

/s/ Vittal Vasista

---

**Vittal Vasista**  
**Chief Financial Officer**  
**(Principal Financial and Accounting Officer)**

## CERTIFICATION

In connection with the Annual Report of REGENXBIO Inc. (the "Registrant") on Form 10-K for the annual period ended December 31, 2016 as filed with the Securities and Exchange Commission on the date hereof (the "Report"), the undersigned, Kenneth T. Mills, President, Chief Executive Officer and Director of the Registrant, and Vittal Vasista, Chief Financial Officer of the Registrant, certify, pursuant to 18 U.S.C. Section 1350, as adopted pursuant to Section 906 of the Sarbanes-Oxley Act of 2002, that to their respective knowledge:

- (1) The Report fully complies with the requirements of Section 13(a) or 15(d) of the Securities Exchange Act of 1934; and
- (2) The information contained in the Report fairly presents, in all material respects, the financial condition and results of operations of the Registrant.

Date: March 7, 2017

/s/ Kenneth T. Mills

---

**Kenneth T. Mills**  
**President and Chief Executive Officer**  
**(Principal Executive Officer)**

Date: March 7, 2017

/s/ Vittal Vasista

---

**Vittal Vasista**  
**Chief Financial Officer**  
**(Principal Financial and Accounting Officer)**

*This certification is made solely for the purposes of 18 U.S.C. Section 1350, subject to the knowledge standard contained therein, and not for any other purpose. A signed original of this written statement required by Section 906 has been provided to the Registrant and will be retained by the Registrant and furnished to the United States Securities and Exchange Commission or its staff upon request.*

*This certification accompanies the Form 10-K to which it relates, is not deemed filed with the Securities and Exchange Commission and is not to be incorporated by reference into any filing of the Registrant under the Securities Act of 1933 or the Securities Exchange Act of 1934 (whether made before or after the date of the Form 10-K), irrespective of any general incorporation language contained in such filing.*